



Chipsmall Limited consists of a professional team with an average of over 10 year of expertise in the distribution of electronic components. Based in Hongkong, we have already established firm and mutual-benefit business relationships with customers from,Europe,America and south Asia,supplying obsolete and hard-to-find components to meet their specific needs.

With the principle of “Quality Parts,Customers Priority,Honest Operation,and Considerate Service”,our business mainly focus on the distribution of electronic components. Line cards we deal with include Microchip,ALPS,ROHM,Xilinx,Pulse,ON,Everlight and Freescale. Main products comprise IC,Modules,Potentiometer,IC Socket,Relay,Connector.Our parts cover such applications as commercial,industrial, and automotives areas.

We are looking forward to setting up business relationship with you and hope to provide you with the best service and solution. Let us make a better world for our industry!



Contact us

Tel: +86-755-8981 8866 Fax: +86-755-8427 6832

Email & Skype: info@chipsmall.com Web: www.chipsmall.com

Address: A1208, Overseas Decoration Building, #122 Zhenhua RD., Futian, Shenzhen, China





FEATURES

- RoHS compliant
- Up to 2.8A I_{DC}
- 1.0μH to 2.2mH
- Low R_{DC}
- Small footprint
- Ultra-low profile
- UL 94V-0 packaging materials
- J-STD-020C reflow
- Custom inductance values available

PRODUCT OVERVIEW

The 8400 series is a range of miniature, surface-mount, I-core power inductors. They are designed for use in power applications with restricted PCB space and height, such as ExpressCard™ technology, handheld devices, DC-DC converters and notebook computers. The products are supplied in tape and reel for high-volume, automated surface-mount assembly.

SELECTION GUIDE

Order Code	Inductance, L	DC Current ²	DC Resistance
	±10% μH	Max. A	Max. Ω
84102C	1.0±20%	2.80	0.08
84132C	1.3±20%	2.50	0.08
84222C	2.2±20%	2.00	0.09
84332C	3.3±20%	1.50	0.12
84472C	4.7±20%	1.30	0.15
84682C	6.8±20%	1.05	0.20
84103C	10	0.95	0.24
84153C	15	0.75	0.45
84223C	22	0.60	0.60
84333C	33	0.55	0.86
84473C	47	0.42	1.1
84683C	68	0.38	1.6
84104C	100	0.30	2.0
84154C	150	0.25	3.2
84224C	220	0.20	4.6
84334C	330	0.17	6.5
84474C	470	0.14	8.5
84684C	680	0.12	11.5
84105C	1000	0.09	18.0
84155C	1500	0.08	27.0
84225C	2200	0.05	45

ABSOLUTE MAXIMUM RATINGS

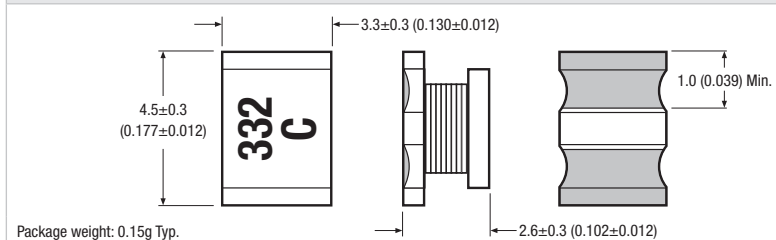
Operating free air temperature range	-40°C to 125°C
Storage temperature range	-40°C to 150°C

SOLDERING INFORMATION¹

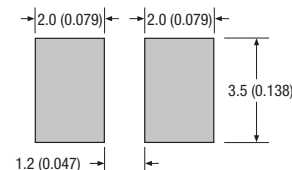
Peak reflow solder temperature	250°C
Pin finish	SAC 305
Moisture sensitivity level	1

PACKAGE SPECIFICATIONS

Mechanical Dimensions



Recommended Footprint Details



All dimensions in mm (inches)

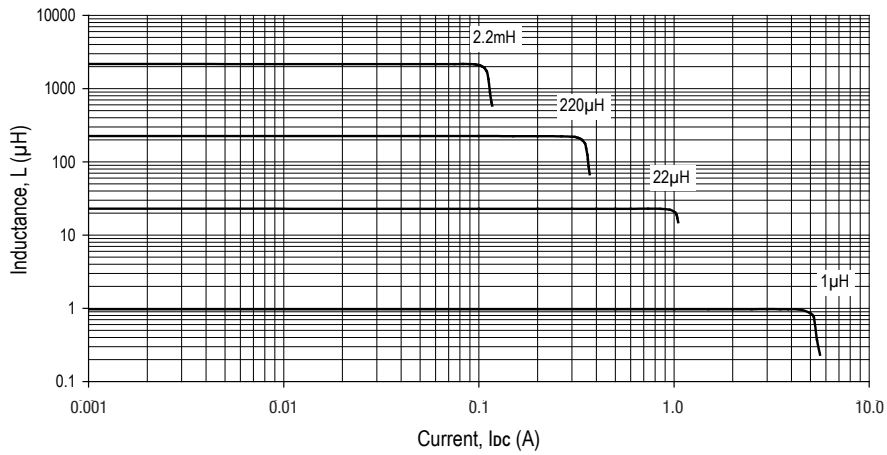
Specifications typical at T_a = 25°C

¹ For further information, please visit www.murata-ps.com/rohs

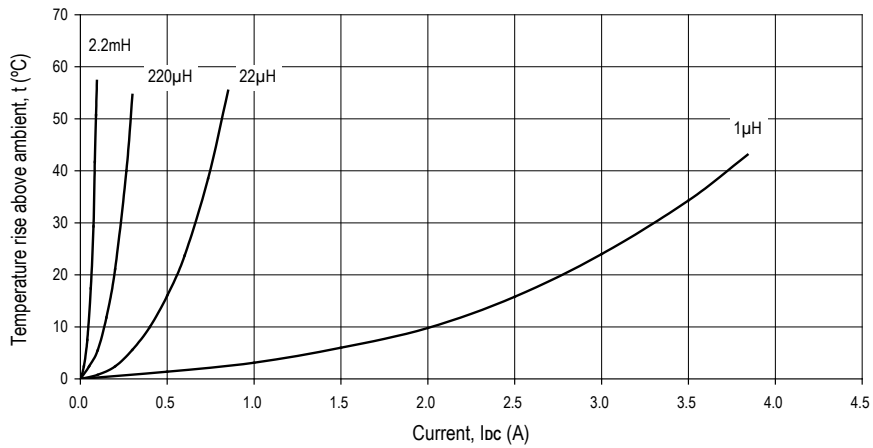
² The maximum DC current is the value at which the inductance falls to 75% of its nominal value or when its temperature rise reaches 40°C, whichever is sooner.




INDUCTANCE Vs CURRENT



TEMPERATURE Vs CURRENT

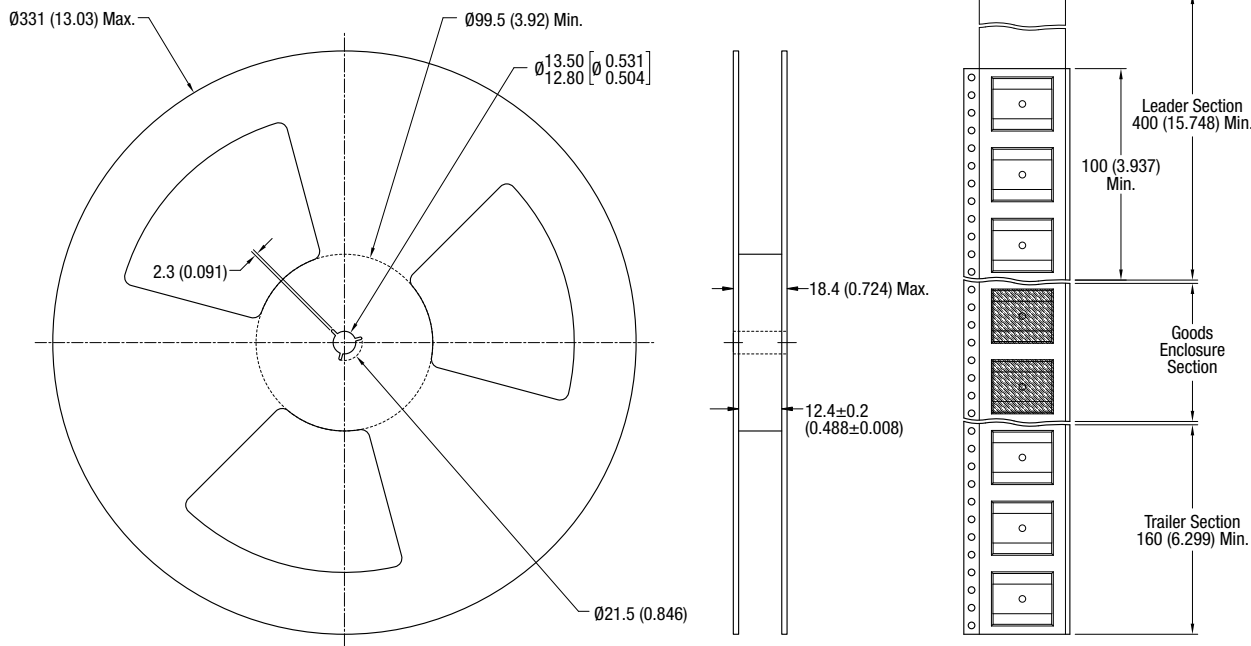


INDUCTANCE Vs FREQUENCY



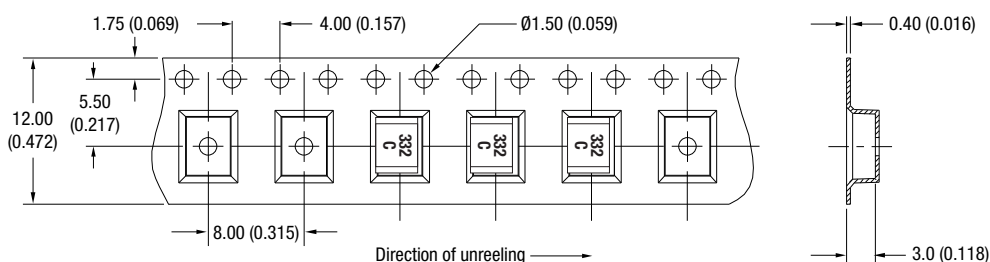
PACKAGE SPECIFICATIONS

Mechanical Dimensions



All dimension in mm [inches]

Tape Outline Dimensions



Reel quantity: 2000

Unless otherwise stated, all dimensions in mm (inches).

Murata Power Solutions, Inc.
 11 Cabot Boulevard, Mansfield, MA 02048-1151 U.S.A.
 ISO 9001 and 14001 REGISTERED

Murata Power Solutions, Inc. makes no representation that the use of its products in the circuits described herein, or the use of other technical information contained herein, will not infringe upon existing or future patent rights. The descriptions contained herein do not imply the granting of licenses to make, use, or sell equipment constructed in accordance therewith. Specifications are subject to change without notice.
 © 2012 Murata Power Solutions, Inc.