



Chipsmall Limited consists of a professional team with an average of over 10 year of expertise in the distribution of electronic components. Based in Hongkong, we have already established firm and mutual-benefit business relationships with customers from,Europe,America and south Asia,supplying obsolete and hard-to-find components to meet their specific needs.

With the principle of “Quality Parts,Customers Priority,Honest Operation,and Considerate Service”,our business mainly focus on the distribution of electronic components. Line cards we deal with include Microchip,ALPS,ROHM,Xilinx,Pulse,ON,Everlight and Freescale. Main products comprise IC,Modules,Potentiometer,IC Socket,Relay,Connector.Our parts cover such applications as commercial,industrial, and automotives areas.

We are looking forward to setting up business relationship with you and hope to provide you with the best service and solution. Let us make a better world for our industry!



Contact us

Tel: +86-755-8981 8866 Fax: +86-755-8427 6832

Email & Skype: info@chipsmall.com Web: www.chipsmall.com

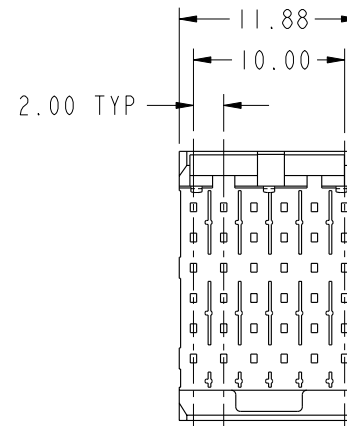
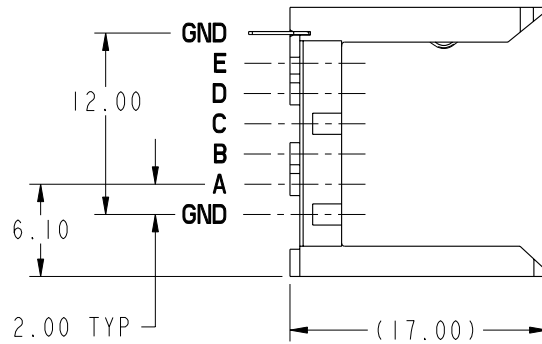
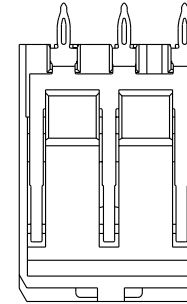
Address: A1208, Overseas Decoration Building, #122 Zhenhua RD., Futian, Shenzhen, China





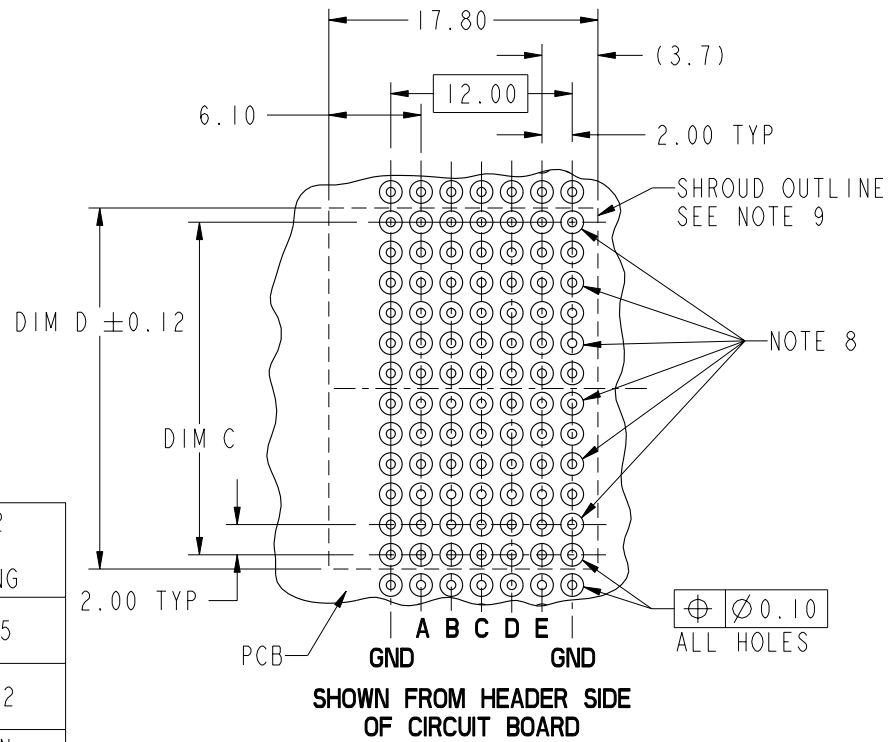
This document is the property of and embodies CONFIDENTIAL and PROPRIETARY information of FCI. No part of the information shown on this document may be used in any way or disclosed to others without the written consent of FCI. Copyright FCI.

PRODUCT NUMBER	GROUND SPRING CONTACT FINGERS PLATING PERFORMANCE LEVEL	GROUND SPRING EON PRESS FIT TAIL PLATING
84818-1YY	TELCORDIA CO	STANDARD (SnPb)
84818-1YYLF		LEAD FREE (Sn)
84818-3YY	CUSTOMER SPECIAL	STANDARD (SnPb)
84818-3YYLF		LEAD FREE (Sn)
84818-5YY	TELCORDIA UE	STANDARD (SnPb)
84818-5YYLF		LEAD FREE (Sn)



mat'l code SEE NOTE 5				tolerances unless otherwise specified			CUSTOMER		FCI www.fciconnect.com				
ltr	ecn no.	dr	date	linear	0.X ±0.3		COPY		title VERTICAL SIGNAL HDR. SHROUD 5 ROW P.F. 30 POS. STANDARD				
A	V90180	L-IV	1999-03-17		0.XX ±0.13		projection						
B	VI2223	EPK	2001-09-17		.XXX ±.051								
C	V20659	CGD	2002-04-05	angles	0° ±2°				product family	METRAL 1000	code		
D	V05-0797	VS	2005-09-01	dr	E. KROPER.	2001-09-17	scale 2:1		size	A	84818	sheet	213
E	V06-0659	DCH	2006-06-12	enr	J. VOLSTORF	2001-09-17			size				
F	V08-0073	HTB	2008-02-11	chr	J. VOLSTORF	2001-09-17			size				
				appd	J. VOLSTORF	2001-09-17					code	1 of 3	
sheet index	revision sheet	F 1	F 2	F 3							cage code	22526	

PRODUCT NUMBER
SEE SHEET 1



PRESS-FIT HOLES	OPTION 1 ROWS GND-PIN, A,B,C,D,E	OPTION 2 ROW GND-SPRING
HOLE DIAMETER AFTER PLATING	0.65-0.80	0.45-0.55
DRILLED HOLE	0.81-0.86 (0.85 DRILL)	0.60±0.02
COPPER PLATING	0.025 MIN	0.025 MIN
SnPb PLATING	0.005-0.015	0.005-0.015

mat'l code SEE NOTE 5				tolerances unless otherwise specified		CUSTOMER		FCI www.fciconnect.com	
ltr	ecr no.	dr	date	linear	0.X ±0.3	COPY		title	
F				angles	0.XX ±0.13	projection		VERTICAL SIGNAL HDR. SHROUD 5 ROW P.F. 30 POS. STANDARD	
				dr	.XXX ±.051	MM		product family METRAL 1000 code	
				enr	0° ±2°	← MM →		size	
				chr	E, KROPER. 2001-09-17	scale		2:1	
				appd	J. VOLSTORF 2001-09-17	A		84818	
					J. VOLSTORF 2001-09-17			sheet	
sheet index	revision sheet							2	

This document is the property of and embodies
 CONFIDENTIAL and PROPRIETARY information of FCI.
 No part of the information shown on this
 document may be used in any way or disclosed
 to others without the written consent of FCI.
 Copyright FCI.

PRODUCT NUMBER
SEE SHEET 1

NOTES:

- 1. SEE APPLICATION SPECIFICATION GS-20-010 FOR INFORMATION ON AVAILABLE TOOLING, CIRCUIT BOARD DESIGN CONSIDERATIONS, REPAIR PROCEDURES AND PRODUCT OFFERINGS.
- 2. SEE FCI PUBLICATION 950511-028 FOR "ELECTRICAL PERFORMANCE DATA FOR DIFFERENTIAL APPLICATIONS."
- 3. SEE FCI PUBLICATION 950511-029 FOR "ELECTRICAL PERFORMANCE DATA FOR SINGLE-ENDED APPLICATION."
- 4. UNLESS OTHERWISE SPECIFIED, ALL DIMENSIONS AND TOLERANCES ARE IN ACCORDANCE WITH ASME Y14.5, 1994
- 5. HOUSING MATERIAL: LIQUID CRYSTAL POLYMER, 30% GLASS FILLED, FLAME RETARDANT PER UL 94-V0. GROUND SPRING MATERIAL: PHOSPHER BRONZE STRIPLINE SHIELDED MATERIAL: PHOSPHER BRONZE
- 6. PLATING INFORMATION: SEE TABLE
- 7. THE MIN PCB THICKNESS FOR REAR PLUG-UP APPLICATIONS IS 2.9mm SINCE THE COMPLIANT SECTIONS OF THE GROUND SPRING OF THE HEADER DIRECTLY OPPOSE THE GROUND SPRING OF THE SHROUD.
- 8. THESE HOLES ARE NEEDED FOR REAR PLUG-UP DESIGNS USING A SHROUD. ALL OTHER HOLES ARE FOR THE HEADER.
- 9. THE 'SHROUD OUTLINE' IS THE MIN OUTLINE REQUIRED. TO DETERMINE THE OUTLINE NECESSARY TO PERMIT THE VARIOUS TYPES OF REPAIR OPERATIONS, SEE APPLICATION SPECIFICATION GS-20-010.
- 10. CURRENT RATING: 1 AMP PER PIN
- 11. TEMPERATURE RANGE: -55°C TO +105°C
- 12. PRODUCTS WHERE THE PART NUMBERS ENDS IN LF MEET EUROPEAN UNION DIRECTIVES AND OTHER COUNTRY REGULATIONS AS DESCRIBED IN GS-22-008.
- 13. ALL PRODUCTS WILL WITHSTAND EXPOSURE TO 260°C FOR 60 SECONDS IN A CONVECTION, INFRA-RED OR VAPOR PHASE REFLOW OVEN. FOR LEAD FREE PART NUMBERS, ADD 'LF' SUFFIX. EXAMPLE: 84818-X01LF



This document is the property of and embodies CONFIDENTIAL and PROPRIETARY information of FCI. No part of the information shown on this document may be used in any way or disclosed to others without the written consent of FCI. Copyright FCI.

mat'l code SEE NOTE 5				tolerances unless otherwise specified			CUSTOMER		FCI www.fciconnect.com		
ltr	ecr no.	dr	date	linear	0.X ±0.3		COPY		title VERTICAL SIGNAL HDR. SHROUD 5 ROW P.F. 30 POS. STANDARD		
F					0.XX ±0.13		projection				
					.XXX ±.051						
				angles	0° ±2°						
				dr	E. KROPER.	2001-09-17	MM		product family	METRAL 1000	code
				enr	J. VOLSTORF	2001-09-17			size	dwg no	213
				chr	J. VOLSTORF	2001-09-17	scale		A	84818	sheet
				appd	J. VOLSTORF	2001-09-17	2:1				3
sheet index	revision sheet										