



Chipsmall Limited consists of a professional team with an average of over 10 year of expertise in the distribution of electronic components. Based in Hongkong, we have already established firm and mutual-benefit business relationships with customers from,Europe,America and south Asia,supplying obsolete and hard-to-find components to meet their specific needs.

With the principle of “Quality Parts,Customers Priority,Honest Operation,and Considerate Service”,our business mainly focus on the distribution of electronic components. Line cards we deal with include Microchip,ALPS,ROHM,Xilinx,Pulse,ON,Everlight and Freescale. Main products comprise IC,Modules,Potentiometer,IC Socket,Relay,Connector.Our parts cover such applications as commercial,industrial, and automotives areas.

We are looking forward to setting up business relationship with you and hope to provide you with the best service and solution. Let us make a better world for our industry!



## Contact us

Tel: +86-755-8981 8866 Fax: +86-755-8427 6832

Email & Skype: info@chipsmall.com Web: www.chipsmall.com

Address: A1208, Overseas Decoration Building, #122 Zhenhua RD., Futian, Shenzhen, China



## Plug-in Mount 39 mm L2N Part number 84870401



- Relay for controlling level of conductive liquids
- Output relay status display LED
- Sensitivity adjustable from 5 k $\Omega$  to 100 k $\Omega$
- LN
- Relay for controlling level of conductive liquids
- Regulation of two levels : minimum, maximum
- Empty function
- Plug in (8 or 11 pins)
- Sensitivity adjustable from 5 k $\Omega$  to 100 k $\Omega$
- LN2
- Combined fill and empty functions
- Combined regulation of pumping out a well and filling a tank
- Plug in (11 pins)

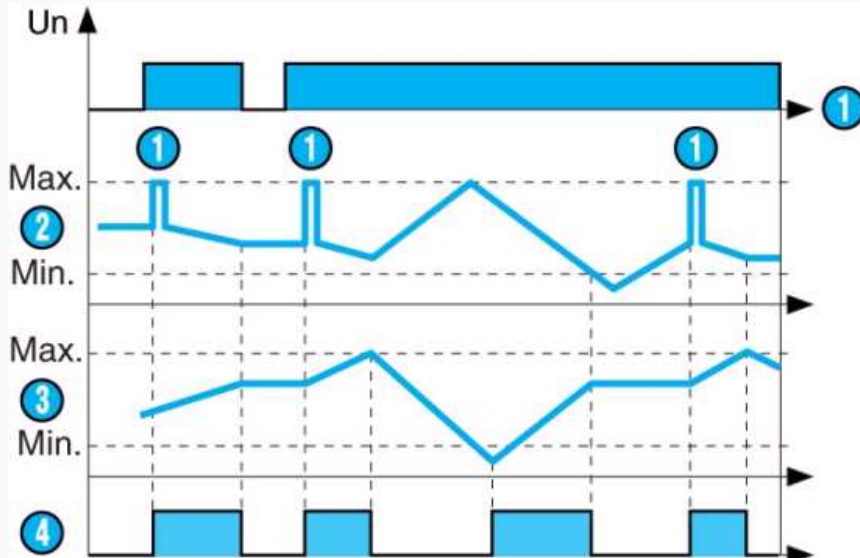
### Part numbers

Type	Supply voltage	Base
84870401 L2N	24 V AC	11-pin

### Specifications

Supply voltage Un	230 V, 110 V, 48 V, 24 V AC, 50/60 Hz
Operating range	0,85 $\rightarrow$ 1,15 x Un
Max. absorbed power	3 VA
Adjustable sensitivity	5 k $\Omega$ $\rightarrow$ 100 k $\Omega$
Measurement accuracy (at maximum sensitivity)	0 $\rightarrow$ +30 %
Electrode voltage (max)	24 V AC (50/60 Hz)
Electrode current (maximum)	1 mA (50/60 Hz)
Maximum cable capacity	10 nF
Response time high level	300 ms
Response time low level	500 ms
Output relay (according to AC1 resistive load)	1 AgCdO switch 8 A AC max.
Galvanic isolation via transformer (4 kV, 8 mm creepage distance)	Class II
Isolation of contacts and electrodes from power supply	2,5 kV AC
Temperature limits use ( $^{\circ}$ C)	-20 $\rightarrow$ +60
Temperature limits stored ( $^{\circ}$ C)	-30 $\rightarrow$ +70
Weight (g)	140

### Principles



#### Operating principle

Control of maximum and/or minimum levels of conductive liquids (tap water, sea water, waste water, chemical solutions, coffee etc).

The principle is based on measurement of the apparent resistance of the liquid between two submerged probes. When this value is lower than the preset threshold on the unit front face, the output

relay changes state. To avoid electrolytic phenomena, an AC current runs across the probes. Applications found in environmental, chemical industries and food technology etc.

#### Combined Fill / Empty function

The output relay changes state when the level of liquid in the tank reaches the "max" electrode, with the "min" electrode submerged. It returns to its initial state when the "min" sensor is no longer in contact with the liquid.

When the level of liquid in the well reaches the "min" electrode, the pump stops.

If, on power-up or after a power break, the "max" electrode in the tank is above the surface, reset the device by pressing the PB pushbutton.

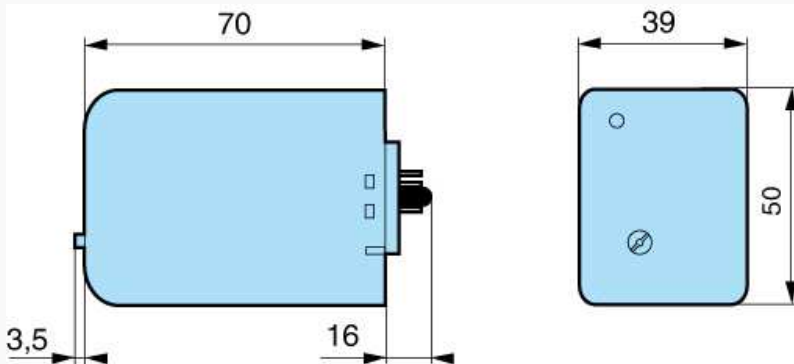
#### Note

The probe wire (max length 100 metres) does not have to be screened, but avoid mounting it in parallel with the power supply wires. A screened wire can be used, with the screening connected to the common.

N°	Legend
①	Push button
②	Well
③	Tank
④	Output relay

#### Dimensions (mm)

LN2

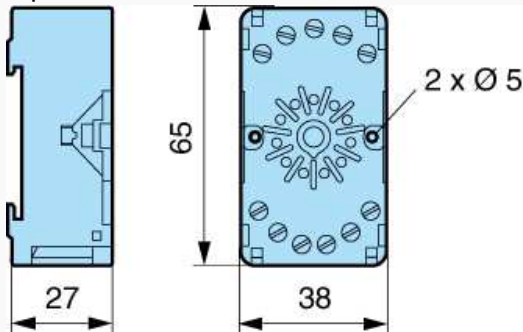


#### Dimensions (mm)

LN2 : connector sockets

8-pin : 25 622 129

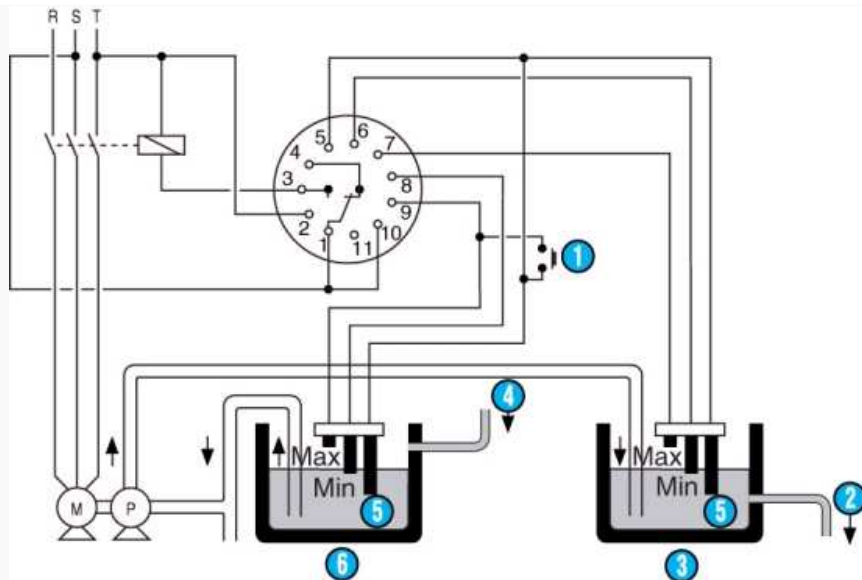
11-pin : 25 622 078



TRADOS Empty Field

#### Connections

L2N



Special base : - Pin 5 : common becomes max. - Pin 7 : maxi. becomes common

N°	Legend
1	Push button
2	Output
3	Tank
4	Input
5	Common
6	Wells

**Connections**

L2N



Special base : - Pin 5 : common becomes max. - Pin 7 : maxi. becomes common

**Connections**

L2N



Special base : - Pin 5 : common becomes max. - Pin 7 : maxi. becomes common