



Chipsmall Limited consists of a professional team with an average of over 10 year of expertise in the distribution of electronic components. Based in Hongkong, we have already established firm and mutual-benefit business relationships with customers from,Europe,America and south Asia,supplying obsolete and hard-to-find components to meet their specific needs.

With the principle of “Quality Parts,Customers Priority,Honest Operation,and Considerate Service”,our business mainly focus on the distribution of electronic components. Line cards we deal with include Microchip,ALPS,ROHM,Xilinx,Pulse,ON,Everlight and Freescale. Main products comprise IC,Modules,Potentiometer,IC Socket,Relay,Connector.Our parts cover such applications as commercial,industrial, and automotives areas.

We are looking forward to setting up business relationship with you and hope to provide you with the best service and solution. Let us make a better world for our industry!



Contact us

Tel: +86-755-8981 8866 Fax: +86-755-8427 6832

Email & Skype: info@chipsmall.com Web: www.chipsmall.com


Address: A1208, Overseas Decoration Building, #122 Zhenhua RD., Futian, Shenzhen, China



EUS and EUSF SERIES

VOLTAGE CONTROL RELAY

UL cUL listed



- Units Check Their Own Supply Voltage Level
- EUS SERIES – Over or Under Voltage Selectable
- EUSF SERIES – Monitors High and Low Voltage
- Space Saving 22.5mm Wide – DIN-Rail / Surface Mount

OPERATING PRINCIPLE:

EUS SERIES

Control of AC / DC voltage without memory

When the value of the controlled voltage, AC or DC, reaches the threshold U_e displayed on the front face, the output relay changes state at the end of a time delay T which can be set on the front face at between 0.1 and 3 s.

Once the voltage drops below 5 to 50% of the threshold (hysteresis), the output relay changes state again instantly. Changing the hysteresis on the front face does not therefore modify the value of the preset threshold.

Control of AC / DC voltage with memory

When the value of the controlled voltage, AC or DC, reaches the threshold U_e displayed on the front face, the output relay changes state at the end of a time delay T which can be set on the front face at between 0.1 and 3 s, and stays locked in this position.

EUSF SERIES

The EUSF window threshold relay monitors an electrical voltage which acts as its own power supply (simplified wiring). When the value of the controlled voltage, AC or DC, goes outside the window, the output relay deenergises at the end of a time delay T which can be set on the front face at between 0.1 and 3 s.

It switches back on when the voltage returns within the window and stays between the upper and lower thresholds displayed by two potentiometers on the front face. Fixed hysteresis ensures bounce-free relay switching around the thresholds.

Note: Time delay T_1 on crossing the upper and lower thresholds offers immunity to transient phenomena, thus preventing spurious triggering of the output relay.

SPECIFICATIONS:

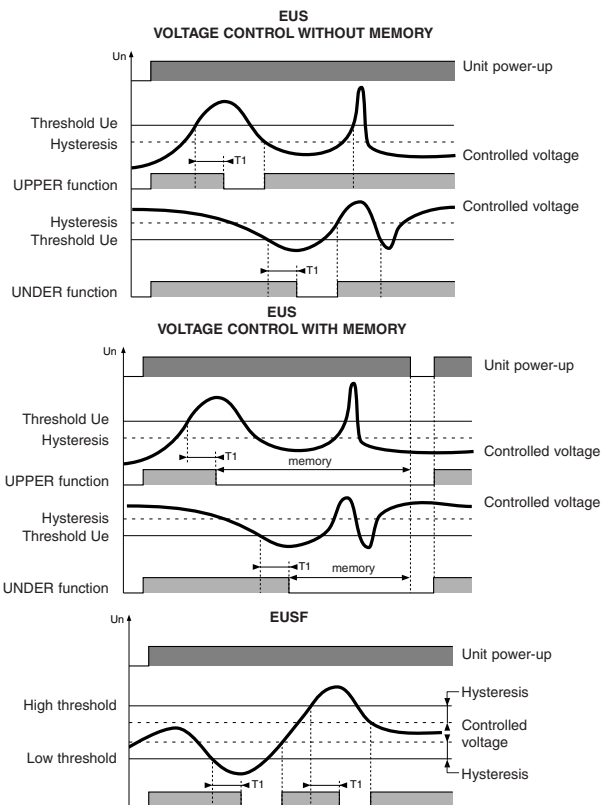
Input power	EUS: 12 VDC, 20 to 80 VAC/VDC 90 to 270 VAC/VDC	EUSF: — 20 to 80 VAC/VDC 90 to 270 VAC/VDC
Max. power consumption	3.5 VA	
Frequency of measured signal	50/60 Hz	
Threshold value	EUS: 9.6 to 15.6 VDC 20 to 80 VAC/VDC 65 to 260 VAC/VDC	EUSF: — 20 to 80 VAC/VDC 65 to 260 VAC/VDC
Hysteresis	EUS: 5 to 20% Adjustable	EUSF: Fixed at 5%
Display accuracy	±10% of full scale	
Delay on threshold overrun1 to 3 sec.	
Output	SPDT relay	
Contact material	AgCdO	
Maximum loading	8 Amp resistive	
Maximum switching voltage	250 VAC	
Operating temperature	-4°F to 140°F, (-20°C to 60°C)	
Storage temperature	-22°F to 158°F, (-30°C to 70°C)	
Weight	4.9 oz. (140g)	

ORDERING INFORMATION:

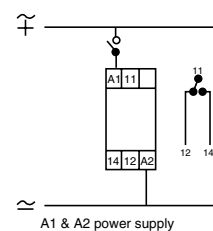
Part Number	Type	Supply Voltage
84 872 040	EUS	12 VDC
84 872 046	EUS	20 to 80 VAC/VDC
84 872 047	EUS	90 to 270 VAC/VDC
84 872 056	EUSF	20 to 80 VAC/VDC
84 872 057	EUSF	90 to 270 VAC/VDC

Products and specifications subject to change without notice.
Consult factory for application assistance.

MODE OF OPERATION:



WIRING:



DIMENSIONS: inches (mm)

