



Chipsmall Limited consists of a professional team with an average of over 10 year of expertise in the distribution of electronic components. Based in Hongkong, we have already established firm and mutual-benefit business relationships with customers from,Europe,America and south Asia,supplying obsolete and hard-to-find components to meet their specific needs.

With the principle of “Quality Parts,Customers Priority,Honest Operation,and Considerate Service”,our business mainly focus on the distribution of electronic components. Line cards we deal with include Microchip,ALPS,ROHM,Xilinx,Pulse,ON,Everlight and Freescale. Main products comprise IC,Modules,Potentiometer,IC Socket,Relay,Connector.Our parts cover such applications as commercial,industrial, and automotives areas.

We are looking forward to setting up business relationship with you and hope to provide you with the best service and solution. Let us make a better world for our industry!



Contact us

Tel: +86-755-8981 8866 Fax: +86-755-8427 6832

Email & Skype: info@chipsmall.com Web: www.chipsmall.com

Address: A1208, Overseas Decoration Building, #122 Zhenhua RD., Futian, Shenzhen, China



DIN Rail Mount 22.5 mm ETM22 Part number 84874035



Version ETM :

- Controls temperature of machines using built-in PTC probes
- Line break or probe short-circuit detection

Version ETM2 / ETM22 :

- Fault latching function
- Pushbutton for local reset
- Remote reset via external contact
- Pushbutton test facility
- 2 LEDs to indicate relay and power supply status

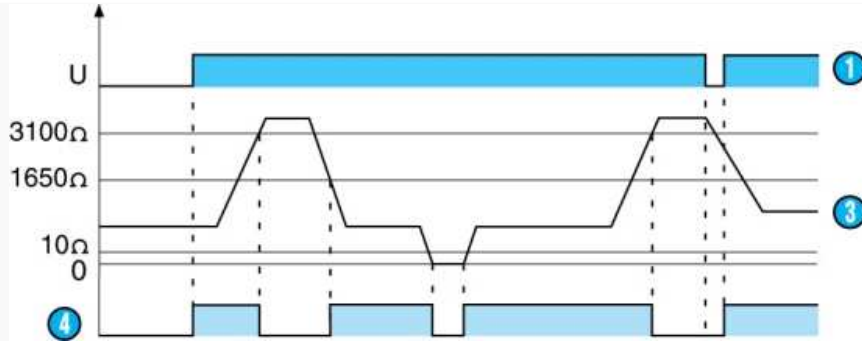
Part numbers

Type	Output	Supply voltage
84874035 ETM22	2 changeovers	24 V AC/DC

Specifications

Supply voltage Un	230, 120 and 24 VAC 50 / 60 Hz Galvanic isolation by transformer 24 VDC no galvanic isolation
Operating range	0.85 to 1.10 Un
Nominal power	3 VA
Maximal power	5 VA
Immunity from micro power cuts	10 ms
Delay on pick-up	500 ms
Insulation coordination	Category III, degree of pollution 2 conforming to IEC/EN 60664-1 / VDE 0110 : 4 KV/2
Max. resistance of cold probes	1500 Ω
Trip threshold	3100 Ω ± 10 %
Reset threshold	1650 Ω ± 10 %
Short-circuit detection	0 - 10 Ω
Measurement voltage as per IEC/EN 60034-11	≤ 2,5 V
Repetition accuracy with constant parameters	± 0.5 %
Temperature drift	± 0.05 % / °C
Voltage-dependent drift	-2 %
Output	AgNi 90/10
Breaking capacity	2000 VA / 80 W
Max. breaking current	8 A AC
Max. breaking voltage	440 V AC
Min. breaking current	100 mA
Maximum rate	360 operations / hour at full load
Mechanical life (operations)	5 x 10 ⁶
Electrical life	AC12 : 2000 VA - 10 ⁵ operations AC15 : Cos φ = 0,3 - 6000 operations DC13 : L/R = 300 ms - 6000 operations
Reset time	≤ 500 ms
Response time	≤ 500 ms
Display on ETM2/ETM22 - power supply	green LED
Display on ETM2/ETM22 - Relay	yellow LED
Class of protection (IEC EN/60529) - Term. block	IP 20
Protection class (IEC EN/60529) - Casing	IP 50
Housing material	Self-extinguishing
Weight (g)	145
Terminal capacity	2 x 1.5 mm ² with ferrule 2 x 2.5 mm ² without ferrule
Temperature limit operation (IEC 68.1.14) (°C)	-20 → +60 °C
Temperature limits stored (IEC 68.1.1/2) (°C)	-30 → +70 °C
Relative humidity (no condensation)	95 % (+2 % ; -3 %)

Principles



Operating principle

Control relay is used in combination with PTC thermistor probes (not supplied) for thermal protection of machines (motors, alternators, transformers, etc). The probes are placed at critical points on the equipment to be protected (normally inserted into the stator windings of motors). The resistance of the PTC probe has a positive temperature coefficient. As soon as the nominal trip temperature of the probe is exceeded, the resistance of the probe increases rapidly. Protection relay detects this and opens the power supply circuit of the protected equipment (eg motor) and the yellow fault indicator LED lights up (version ETM2/ETM22).

Test button

The ETM2/ETM22 has a TEST button which can be used to simulate a thermal overload in order to test the service condition of the relay.

Tripping

The relay drops out as soon as the protected equipment is subjected to a thermal overload, short-circuit or break in the probe measuring circuit.

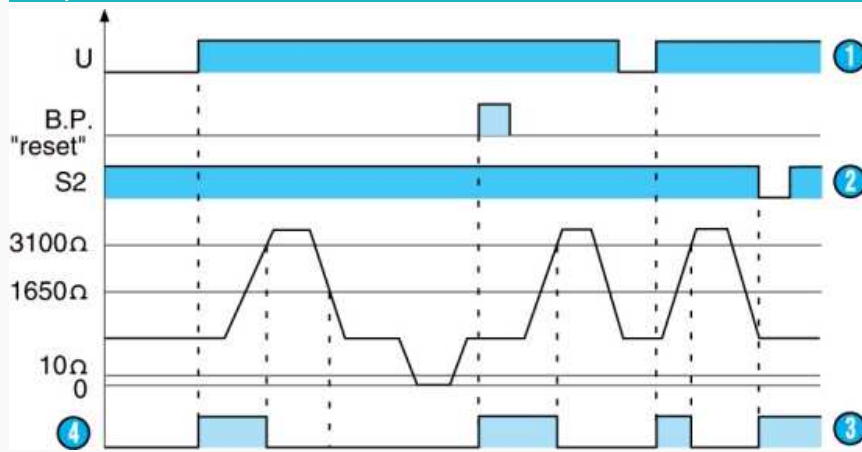
Early warning of tripping

If the equipment being protected has another PTC probe with a lower nominal trip temperature, a second ETM/ETM2/ETM22 relay can be used to give early warning of tripping and thus prevent breaks in operation.

Control relay ETM/ETM2/ETM22 is automatically reset as soon as the temperature drops below the trip threshod (the yellow fault indicator LED goes out).

N°	Legend
1	Unit power-up
2	Resistance between terminals T1 and T2
3	Output relay

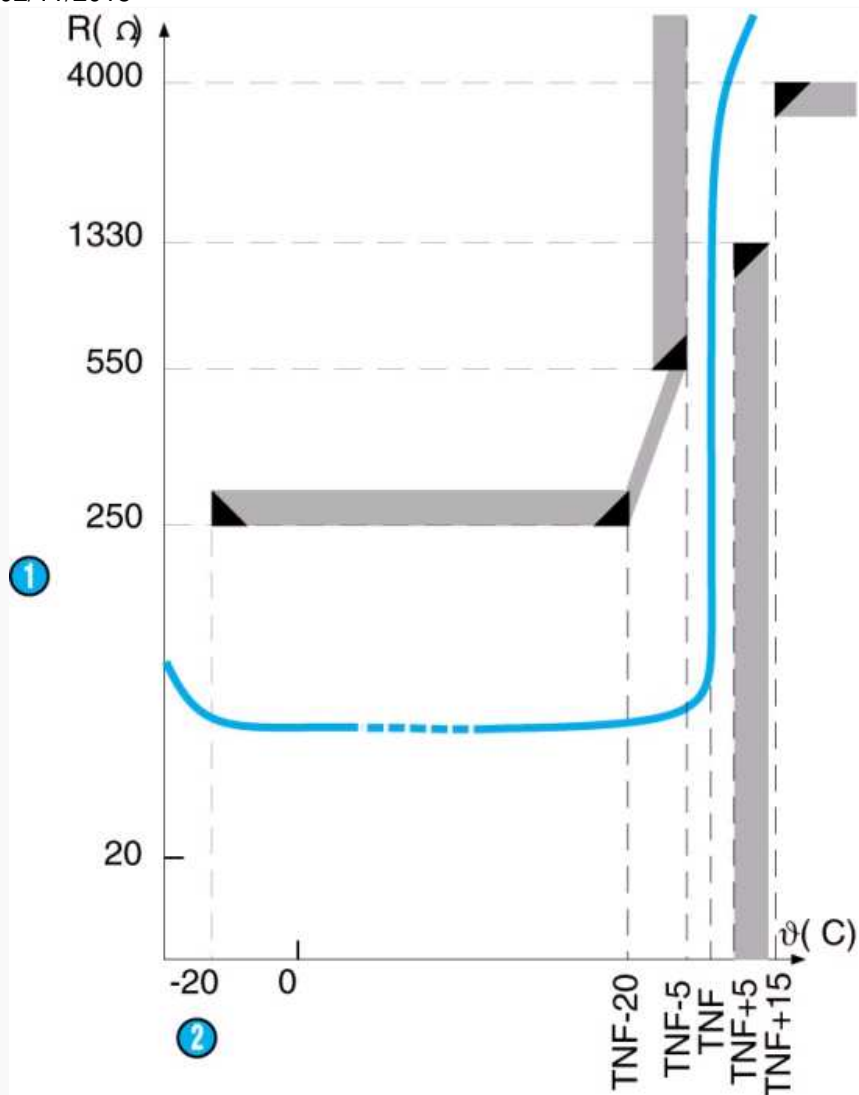
Principles



The relay is reset either using the RESET pushbutton on the front face or by opening the external contact S2 (remote reset), or by cutting the auxiliary power supply (terminals A1 - A2). If the auxiliary power is cut for a period of time greater than the reset time (500 ms), the relay is reactivated if the probe detects a normal temperature when the power supply voltage is restored.

N°	Legend
1	Unit power-up
2	Latching contact
3	Resistance between terminals T1 and T2
4	Output relay

Principles

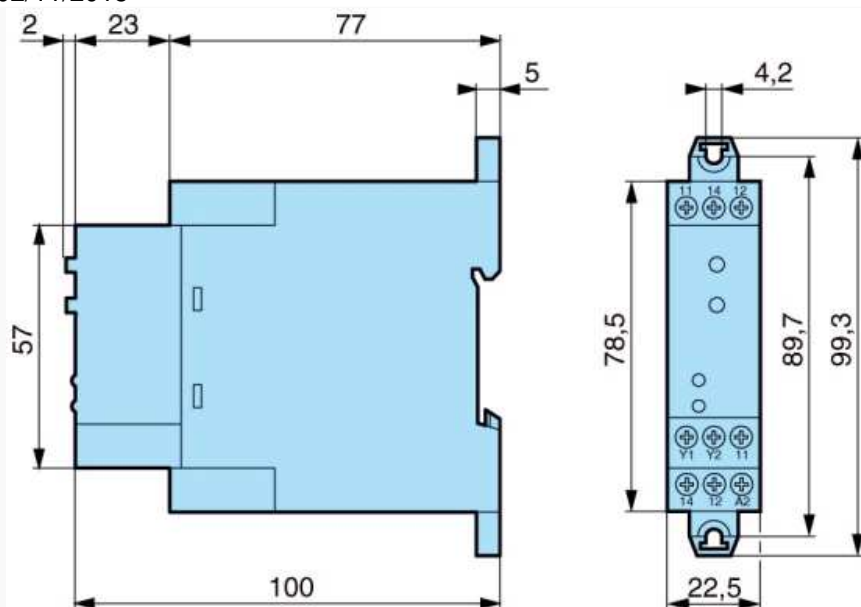


The relay is reset either using the RESET pushbutton on the front face or by opening the external contact S2 (remote reset), or by cutting the auxiliary power supply (terminals A1 - A2).
 If the auxiliary power is cut for a period of time greater than the reset time (500 ms), the relay is reactivated if the probe detects a normal temperature when the power supply voltage is restored.

N°	Legend
1	Resistance R (Ω)
2	Nominal temperature Tripping ($^{\circ}\text{C}$)

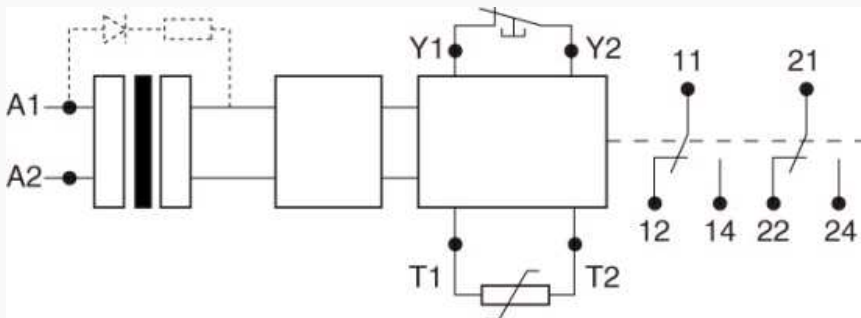
Dimensions (mm)

ETM / ETM2 / ETM22



Connections

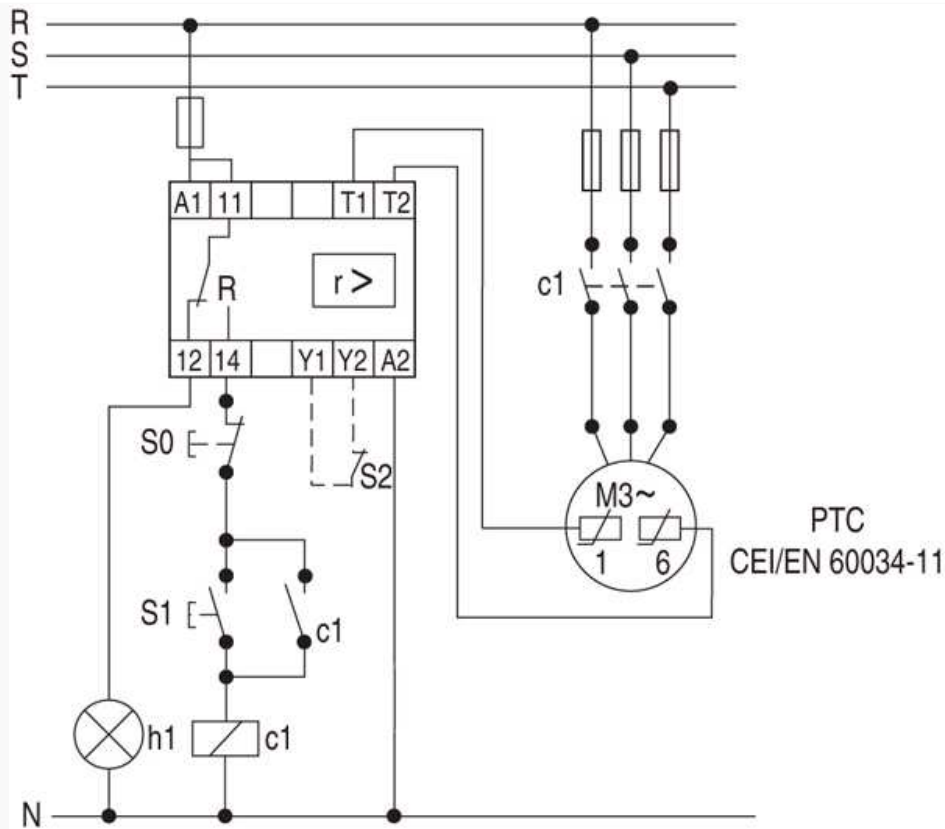
ETM22



Legend
A1 - A2 : supply voltage
11 - 12 -14 : low treshold output relay (R1)
21 - 22 -24 : high treshold output relay (R2)
T1 - T2 : external PTC probe
Y1 - Y2 : remote reset contact

Connections

ETM



Legend

*** TRADUCTION MANQUANTE ***

*** TRADUCTION MANQUANTE ***

*** TRADUCTION MANQUANTE ***

*** TRADUCTION MANQUANTE ***

*** TRADUCTION MANQUANTE ***

Connections

CA 84874033

CA 84874033