



Chipsmall Limited consists of a professional team with an average of over 10 year of expertise in the distribution of electronic components. Based in Hongkong, we have already established firm and mutual-benefit business relationships with customers from,Europe,America and south Asia,supplying obsolete and hard-to-find components to meet their specific needs.

With the principle of “Quality Parts,Customers Priority,Honest Operation,and Considerate Service”,our business mainly focus on the distribution of electronic components. Line cards we deal with include Microchip,ALPS,ROHM,Xilinx,Pulse,ON,Everlight and Freescale. Main products comprise IC,Modules,Potentiometer,IC Socket,Relay,Connector.Our parts cover such applications as commercial,industrial, and automotives areas.

We are looking forward to setting up business relationship with you and hope to provide you with the best service and solution. Let us make a better world for our industry!



Contact us

Tel: +86-755-8981 8866 Fax: +86-755-8427 6832

Email & Skype: info@chipsmall.com Web: www.chipsmall.com

Address: A1208, Overseas Decoration Building, #122 Zhenhua RD., Futian, Shenzhen, China



INTERCONNECTS

SERIES 850, 851, 852, 853 • 050" GRID SURFACE MOUNT HEADERS AND SOCKETS • SINGLE AND DOUBLE ROW STRIPS

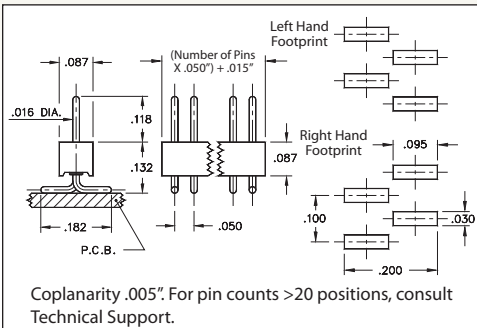


FIG. 1

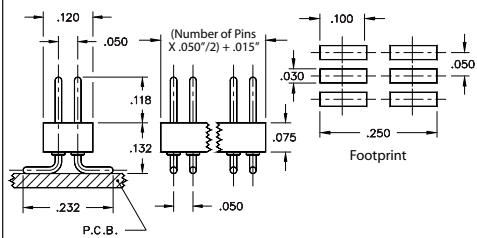


FIG. 2

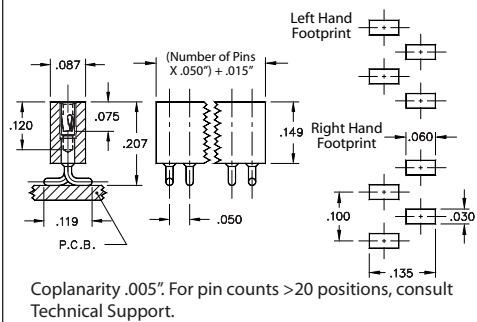


FIG. 3

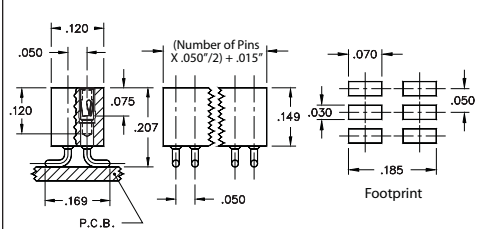


FIG. 4

- Single row interconnects having an even number of pins are now available with a left or right hand footprints
- Headers (850 and 852) use MM #4006 pins. See page 208 for details
- Sockets (851 and 853) use MM #4890-0 receptacles and accept pin diameters from .015"-.021". See page 160 for details
- Receptacles use Hi-Rel, 3-finger BeCu #11 contact rated at 3 amps. See page 251 for details
- Insulators are high temperature thermoplastic, suitable for all soldering operations



ORDERING INFORMATION

Single Row Header, Left Hand Footprint, Odd or Even # of Pins							
FIG. 1L	850-XX-0__-30-001000						
	Specify number of pins	↑ 02-50					
Single Row Header, Right Hand Footprint, Even # of Pins							
FIG. 1R	850-XX-0__-30-002000						
	Specify number of pins	↑ 02-50					
Double Row Header, Even # of Pins							
FIG. 2	852-XX-__-30-001000						
	Specify number of pins	↑ 004-100					
SPECIFY PLATING CODE XX=	10 ◆	90	40 ◆				
Pin Plating	10 μ" Au	200 μ" Sn/Pb	200 μ" Sn				
Single Row Socket, Left Hand Footprint, Odd or Even # of Pins							
FIG. 3L	851-XX-0__-30-001000						
	Specify number of pins	★ ↑ 02-50					
Single Row Socket, Right Hand Footprint, Even # of Pins							
FIG. 3R	851-XX-0__-30-002000						
	Specify number of pins	↑ 02-50					
Double Row Socket, Even # of Pins							
FIG. 4	853-XX-__-30-001000						
	Specify number of pins	★ ↑ 004-100					
SPECIFY PLATING CODE XX=		91	93	99	41 ◆	43 ◆	44 ◆
Sleeve (Pin)		200 μ" Sn/Pb	200 μ" Sn/Pb	200 μ" Sn/Pb	200 μ" Sn	200 μ" Sn	200 μ" Sn
Contact (Clip)		10 μ" Au	30 μ" Au	100 μ" Sn/Pb	10 μ" Au	30 μ" Au	100 μ" Sn

★ 44 Plating Non-Standard

