



Chipsmall Limited consists of a professional team with an average of over 10 year of expertise in the distribution of electronic components. Based in Hongkong, we have already established firm and mutual-benefit business relationships with customers from,Europe,America and south Asia,supplying obsolete and hard-to-find components to meet their specific needs.

With the principle of “Quality Parts,Customers Priority,Honest Operation,and Considerate Service”,our business mainly focus on the distribution of electronic components. Line cards we deal with include Microchip,ALPS,ROHM,Xilinx,Pulse,ON,Everlight and Freescale. Main products comprise IC,Modules,Potentiometer,IC Socket,Relay,Connector.Our parts cover such applications as commercial,industrial, and automotives areas.

We are looking forward to setting up business relationship with you and hope to provide you with the best service and solution. Let us make a better world for our industry!



Contact us

Tel: +86-755-8981 8866 Fax: +86-755-8427 6832


Email & Skype: info@chipsmall.com Web: www.chipsmall.com

Address: A1208, Overseas Decoration Building, #122 Zhenhua RD., Futian, Shenzhen, China



RIDERSERIES
RRD226230

Weidmüller Interface GmbH & Co. KG
 Klingenbergstraße 16
 D-32758 Detmold
 Germany
 Fon: +49 5231 14-0
 Fax: +49 5231 14-292083
 www.weidmueller.com



The ideal relay version for the separation of input and output signals in industrial automation.

High powers can be safely switched with the RIDERSERIES.

Conventional relays and LED indicators are simply plugged in, retaining and disassembly clips provide a secure fixing.

General ordering data

| | |
|------------|---|
| Order No. | 8690330000 |
| Type | RRD226230 |
| Version | RIDERSERIES, Relais, No. of contacts: 2, CO contact with test button, AgNi 90/10, Rated control voltage: 230 V AC, Continuous current: 10 A, Plug-in connection |
| GTIN (EAN) | 4032248360956 |
| Qty. | 25 pc(s). |

RIDERSERIES
RRD226230

Weidmüller Interface GmbH & Co. KG
 Klingenbergstraße 16
 D-32758 Detmold
 Germany
 Fon: +49 5231 14-0
 Fax: +49 5231 14-292083
 www.weidmueller.com

Technical data
Ratings

| | | | |
|-----------------------------|--------------------|---------------------------|--|
| Conductor connection system | Plug-in connection | Humidity | 40 °C / 93 % rel. humidity, no condensation |
| Weight | 80 g | UL 94 flammability rating | V-0 |

Dimensions and weights

| | | | |
|------------|---------|--------|---------|
| Width | 35.5 mm | Height | 35.5 mm |
| Depth | 57 mm | Weight | 80 g |
| Net weight | 83.96 g | | |

Temperatures

| | | | |
|-----------------------|-----------------|---------------------|-----------------|
| Operating temperature | -40 °C...+50 °C | Storage temperature | -40 °C...+60 °C |
|-----------------------|-----------------|---------------------|-----------------|

Input

| | | | |
|-------------------------------------|---------------|------------------|------------|
| Rated control voltage | 230 V AC | Rated current AC | 10.1 mA |
| Coil resistance | 8,300 Ω ±12 % | Power rating | 2.3 VA |
| Response / drop-out voltage AC coil | 184 V / 92 V | Status indicator | Mechanical |

Output

| | | | |
|-------------------------|---|--|---------------|
| Rated switching voltage | 240 V AC | Max. switching voltage, AC | 400 V |
| Continuous current | 10 A | making current | 20 A / 20 ms |
| Max. switching power | 2500 VA | Response time | 15 ms / 10 ms |
| Min. switching power | 100 mA / 5 V, 10 V / 10 mA, 24 V / 1 mA | Max. switching frequency at rated load | 0.1 Hz |

Contact specifications

| | | | |
|------------------|------------|-------------------------|---------------------------------------|
| No. of contacts | 2 | Contact design | CO contact with test button |
| Contact material | AgNi 90/10 | Mechanical service life | 20 x 10 ⁶ switching cycles |

Insulation coordination

| | | | |
|--|--------------------------------|---|--------|
| Rated voltage | 250 V | Clearance and creepage distances for control side - load side | ≤ 3 mm |
| Dielectric strength for control side - load side | 2.5 KV _{eff} / 1 min. | Protection degree | IP 20 |
| Insulating material group | IIIa | | |

Other technical data

| | | | |
|------------------|------------------|------------------|------------|
| Version | with test button | Status indicator | Mechanical |
| Free-wheel diode | No | | |

Further details of approvals / standards

| | |
|-----------|--------------------|
| Standards | IEC 61810-1, UL508 |
|-----------|--------------------|

**RIDERSERIES
RRD226230**

Weidmüller Interface GmbH & Co. KG
Klingenbergstraße 16
D-32758 Detmold
Germany
Fon: +49 5231 14-0
Fax: +49 5231 14-292083
www.weidmueller.com

Technical data**Classifications**

| | | | |
|------------|-------------|------------|-------------|
| ETIM 2.0 | EC001437 | ETIM 3.0 | EC001437 |
| UNSPSC | 30-21-19-17 | eClass 4.1 | 40-02-06-14 |
| eClass 5.1 | 27-37-16-01 | eClass 6.0 | 27-37-16-01 |
| eClass 7.0 | 27-37-16-01 | | |

Approvals

Approvals

**Downloads**Declaration of Conformity [K295_12_10.pdf](#)

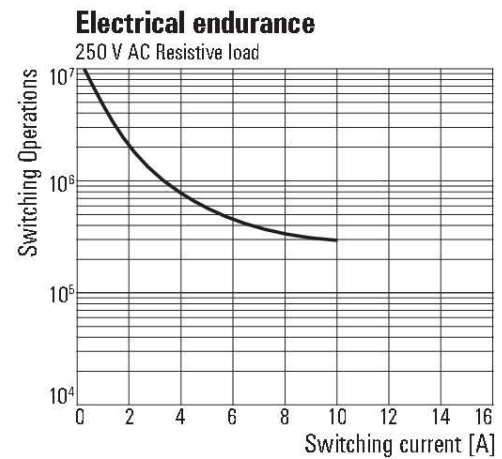
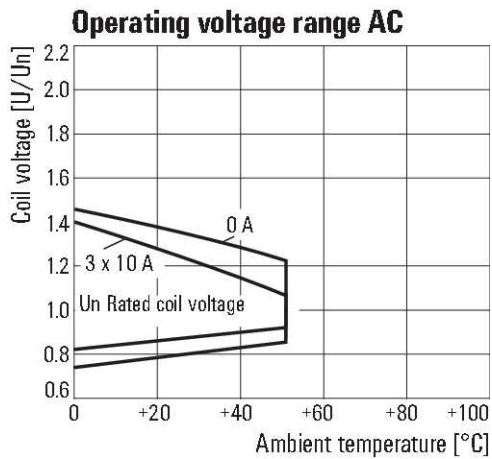
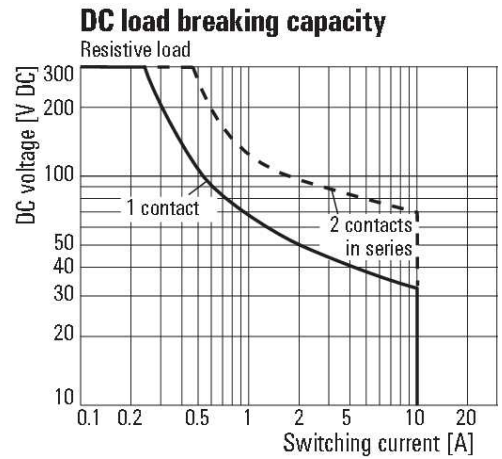
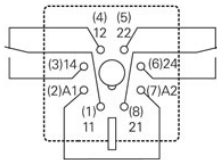
**RIDERSERIES
RRD226230**

Weidmüller Interface GmbH & Co. KG
 Klingenbergstraße 16
 D-32758 Detmold
 Germany
 Fon: +49 5231 14-0
 Fax: +49 5231 14-292083
 www.weidmueller.com

Drawings

Pinning

Circuit diagram
View of connections



**RIDERSERIES
RRD226230**

Weidmüller Interface GmbH & Co. KG
 Klingenbergstraße 16
 D-32758 Detmold
 Germany
 Fon: +49 5231 14-0
 Fax: +49 5231 14-292083
 www.weidmueller.com

Drawings

| | | | | | | |
|-----------------------------|--|--|--|--|----------------|------------------|
| Type code | RRD | | | | | |
| Type | RIDER RounD | | | | | |
| Contacts | 2 2 change-over contacts, 8-pole 3 3 change-over contacts, 11-pole | | | | | |
| Contact material | 2 AgNi 90/10 | | | | | |
| Type of construction | 1 DC coil with test button 3 DC coil with test button and bi-polar LED 6 AC coil with test button 8 AC coil with test button and bi-polar LED | | | | | |
| | | | | | DC coil | Free wheel diode |
| | | | | | 006 6 V DC | |
| | | | | | 012 12 V DC | |
| | | | | | 024 24 V DC | 0C4 |
| | | | | | 048 48 V DC | 0E8 |
| | | | | | 060 60 V DC | 0G0 |
| | | | | | 110 110 V DC | 1B0 |
| | | | | | 220 220 V DC | 2C0 |
| | | | | | AC coil | |
| | | | | | 006 6 V AC | |
| | | | | | 012 12 V AC | |
| | | | | | 024 24 V AC | |
| | | | | | 048 48 V AC | |
| | | | | | 115 115 V AC | |
| | | | | | 230 230 V AC | |