



Chipsmall Limited consists of a professional team with an average of over 10 year of expertise in the distribution of electronic components. Based in Hongkong, we have already established firm and mutual-benefit business relationships with customers from,Europe,America and south Asia,supplying obsolete and hard-to-find components to meet their specific needs.

With the principle of “Quality Parts,Customers Priority,Honest Operation,and Considerate Service”,our business mainly focus on the distribution of electronic components. Line cards we deal with include Microchip,ALPS,ROHM,Xilinx,Pulse,ON,Everlight and Freescale. Main products comprise IC,Modules,Potentiometer,IC Socket,Relay,Connector.Our parts cover such applications as commercial,industrial, and automotives areas.

We are looking forward to setting up business relationship with you and hope to provide you with the best service and solution. Let us make a better world for our industry!



Contact us

Tel: +86-755-8981 8866 Fax: +86-755-8427 6832

Email & Skype: info@chipsmall.com Web: www.chipsmall.com

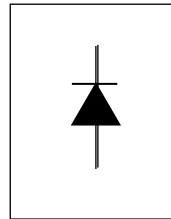
Address: A1208, Overseas Decoration Building, #122 Zhenhua RD., Futian, Shenzhen, China



International
IOR Rectifier

QUIETIR Series
8EWF..S

**SURFACE MOUNTABLE
FAST SOFT RECOVERY
DIODE**



$V_F < 1.2V @ 8A$
 $t_{rr} = 55ns$
 $V_{RRM} 200 \text{ to } 600V$

Description/Features

The 8EWF..S fast soft recovery **QUIETIR** rectifier series has been optimized for combined short reverse recovery time, low forward voltage drop and low leakage current

The glass passivation ensures stable reliable operation in the most severe temperature and power cycling conditions.


Typical applications are both:

- Output rectification and freewheeling diode in inverters, choppers and converters.
- Input rectifications where severe restrictions on conducted EMI should be met.

Major Ratings and Characteristics

Characteristics	8EWF..S	Units
$I_{F(AV)}$ Sinusoidal waveform	8	A
V_{RRM}	200 to 600	V
I_{FSM}	170	A
$V_F @ 8A, T_J = 25^\circ C$	1.2	V
$t_{rr} @ 1A, 100A/\mu s$	55	ns
T_J	-40 to 150	$^\circ C$

Package Outline



Voltage Ratings

Part Number	V _{RRM} , maximum peak reverse voltage V	V _{RSM} , maximum non repetitive peak reverse voltage V	I _{RRM} 150°C mA
8EWF02S	200	300	3
8EWF04S	400	500	
8EWF06S	600	700	

Absolute Maximum Ratings

Parameters	8EWF..S	Units	Conditions
I _{F(AV)} Max. Average Forward Current	8	A	@ T _C = 96°C, 180° conduction half sine wave
I _{FSM} Max. Peak One Cycle Non-Repetitive Surge Current	170	A	10ms Sine pulse, rated V _{RRM} applied
	200		10ms Sine pulse, no voltage reappplied
I ² t Max. I ² t for fusing	140	A ² s	10ms Sine pulse, rated V _{RRM} applied
	200		10ms Sine pulse, no voltage reappplied
I ² √t Max. I ² √t for fusing	2000	A ² /s	t = 0.1 to 10ms, no voltage reappplied

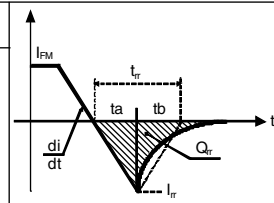
Electrical Specifications

Parameters	8EWF..S	Units	Conditions
V _{FM} Max. Forward Voltage Drop	1.2	V	@ 8A, T _J = 25°C
r _t Forward slope resistance	16	mΩ	T _J = 150°C
V _{F(TO)} Threshold voltage	1.13	V	
I _{RM} Max. Reverse Leakage Current	0.1	mA	T _J = 25 °C
	3		T _J = 150 °C

V_R = rated V_{RRM}

Typical Reverse Recovery Characteristics

Parameters	8EWF..S	Units	Conditions
t _{rr} Reverse Recovery Time	140	ns	I _F @ 8A pk @ 25A/μs @ T _J = 25°C
I _{rr} Reverse Recovery Current	2.6	A	
Q _{rr} Reverse Recovery Charge	0.25	μC	
S Snap Factor tb/ta	0.5	-	



Thermal-Mechanical Specifications

Parameters	8EWF..S	Units	Conditions
T _J Max. Junction Temperature Range	-40 to 150	°C	
T _{stg} Max. Storage Temperature Range	-40 to 150	°C	
	Soldering Temperature	240	°C for 10 seconds
R _{thJC} Max. Thermal Resistance Junction to Case	2.5	°C/W	DC operation
R _{thJA} Typ. Thermal Resistance Junction to Ambient (PCB Mount)**	50	°C/W	
wt Approximate Weight	1(0.03)	g(oz.)	
Case Style	TO-252AA (D-Pak)		

**When mounted on 1" square (650mm²) PCB of FR-4 or G-10 material 4 oz (140µm) copper 40°C/W
 For recommended footprint and soldering techniques refer to application note #AN-994

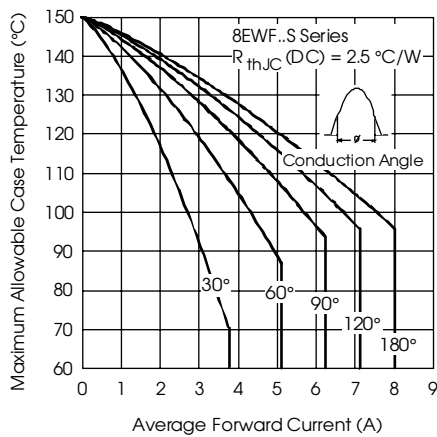


Fig. 1 - Current Rating Characteristics

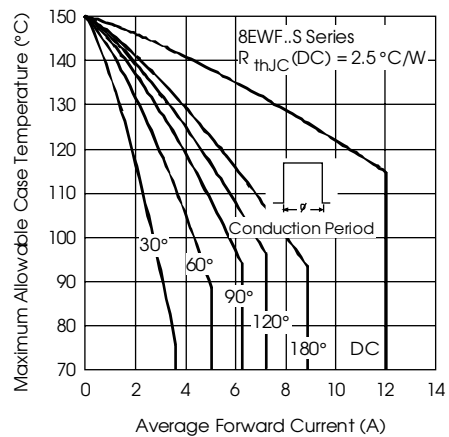


Fig. 2 - Current Rating Characteristics

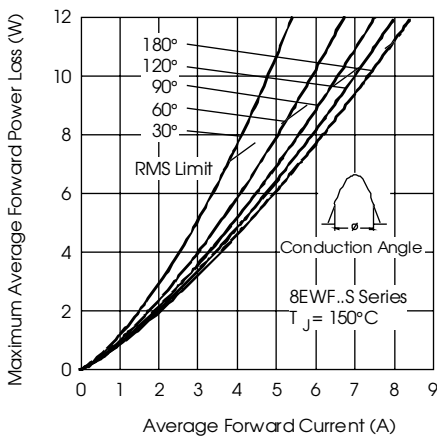


Fig. 3 - Forward Power Loss Characteristics

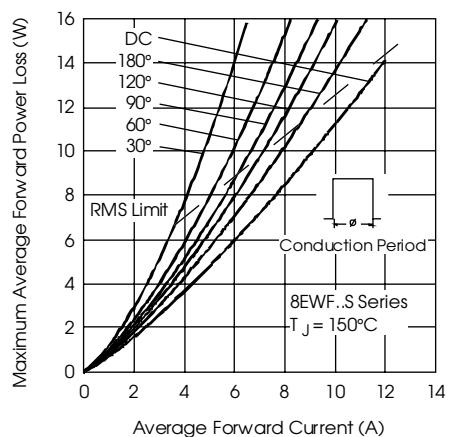


Fig. 4 - Forward Power Loss Characteristics

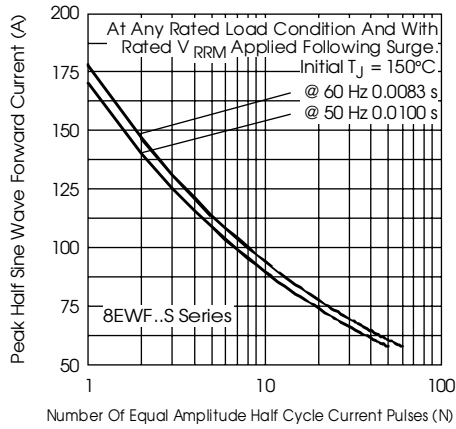


Fig.5-Maximum Non-Repetitive Surge Current

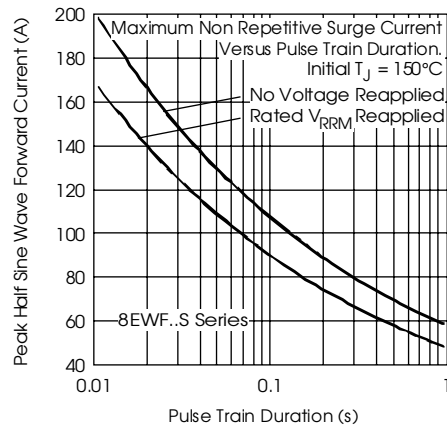


Fig.6-Maximum Non-Repetitive Surge Current

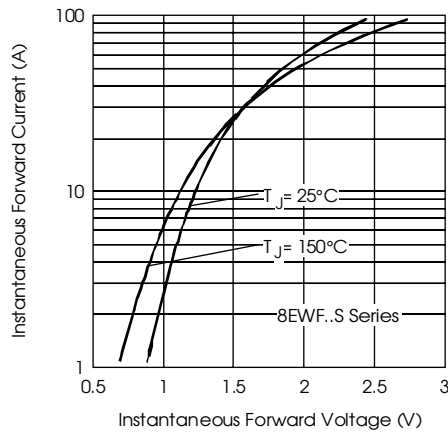


Fig.7-Forward Voltage Drop Characteristics

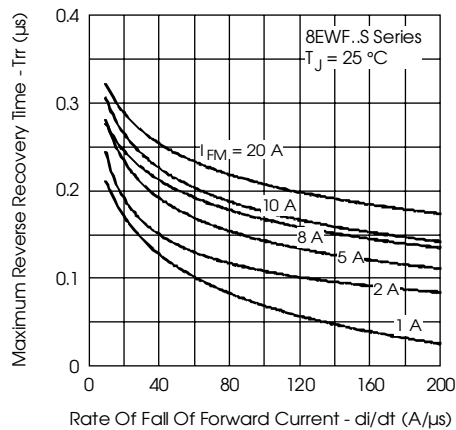


Fig.8-Recovery Time Characteristics, $T_J = 25^\circ\text{C}$

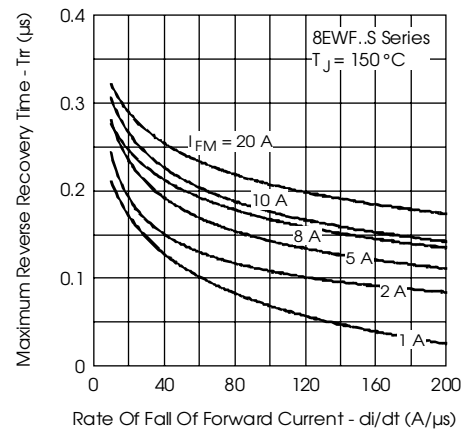


Fig.9-Recovery Time Characteristics, $T_J = 150^\circ\text{C}$

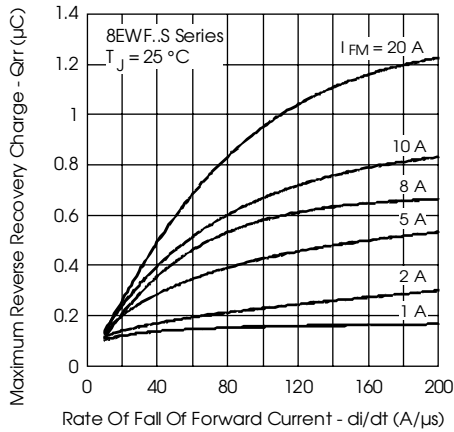


Fig. 10-Recovery Charge Characteristics, $T_J = 25^\circ\text{C}$

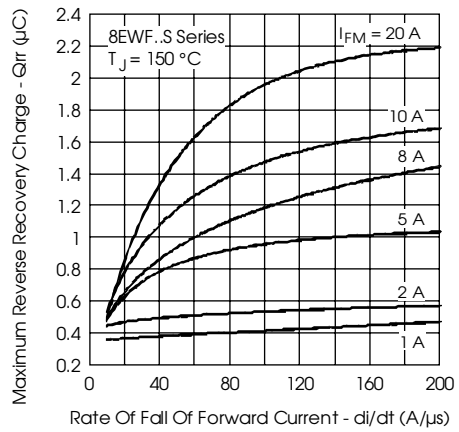


Fig. 11-Recovery Charge Characteristics, $T_J = 150^\circ\text{C}$

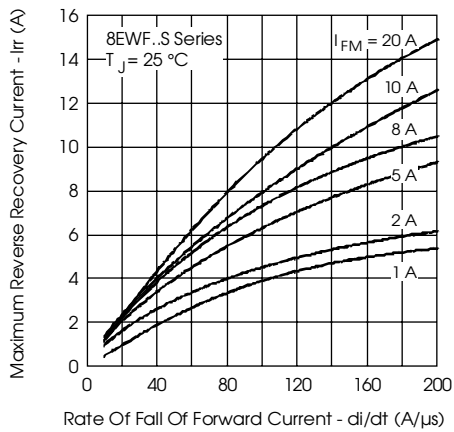


Fig. 12-Recovery Current Characteristics, $T_J = 25^\circ\text{C}$

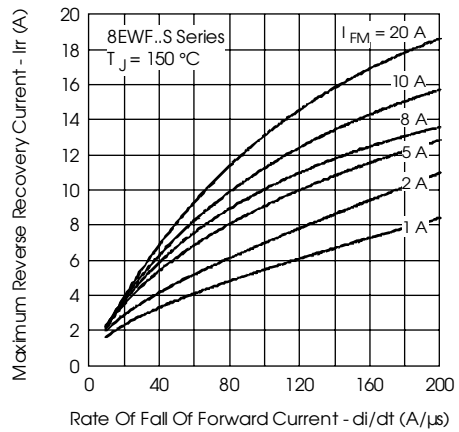


Fig. 13-Recovery Current Characteristics, $T_J = 150^\circ\text{C}$

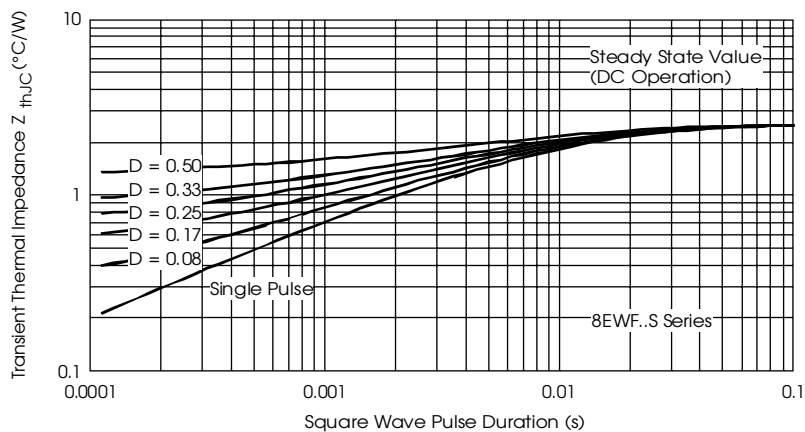


Fig. 14-Thermal Impedance Z_{thJC} Characteristics

Ordering Information Table

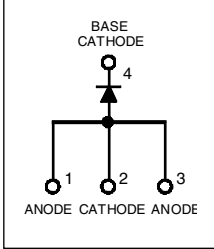
Device Code

8	E	W	F	06	S	TRL
(1)	(2)	(3)	(4)	(5)	(6)	(7)

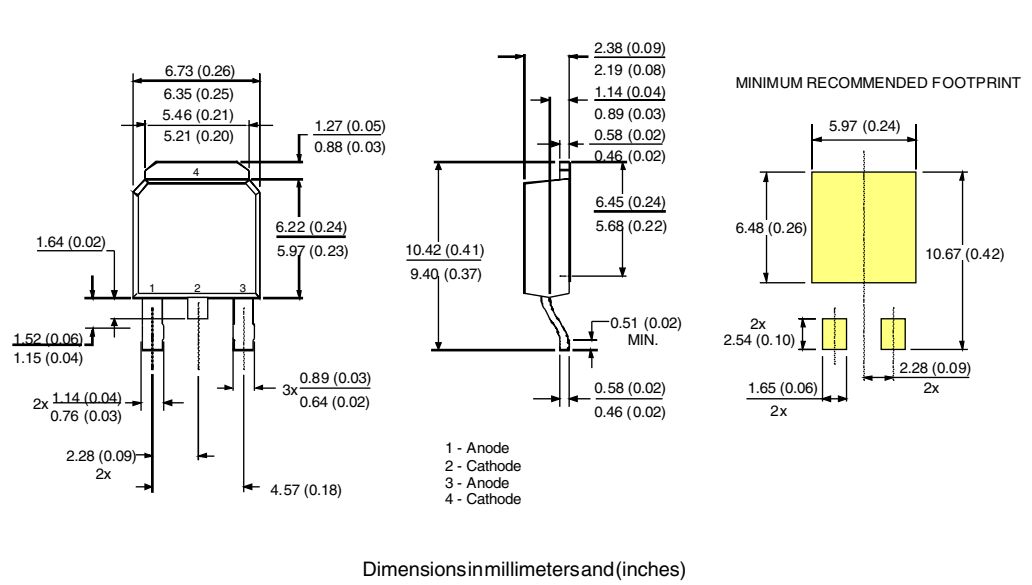
8 = 800V Peak-Reverse Voltage
E = 50% Duty Cycle
W = Single-Diode Recovery Rectifier
F = Standard
06 = 600V Peak-Reverse Voltage
S = Standard
TRL = Left Orientation Reel
TRR = Right Orientation Reel

RRM ————

02	= 200V
04	= 400V
06	= 600V



Outline Table

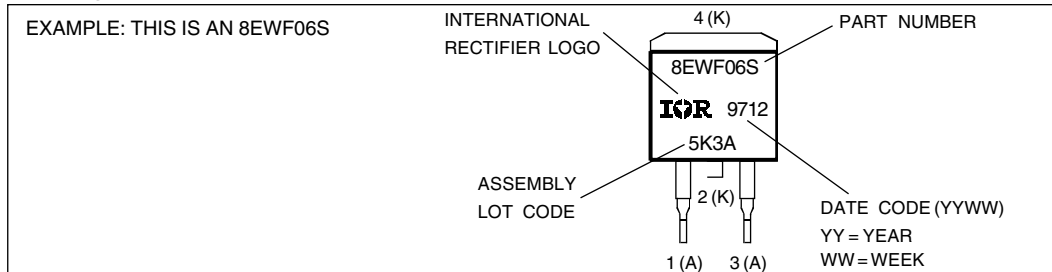


Dimensions in millimeters and (inches)

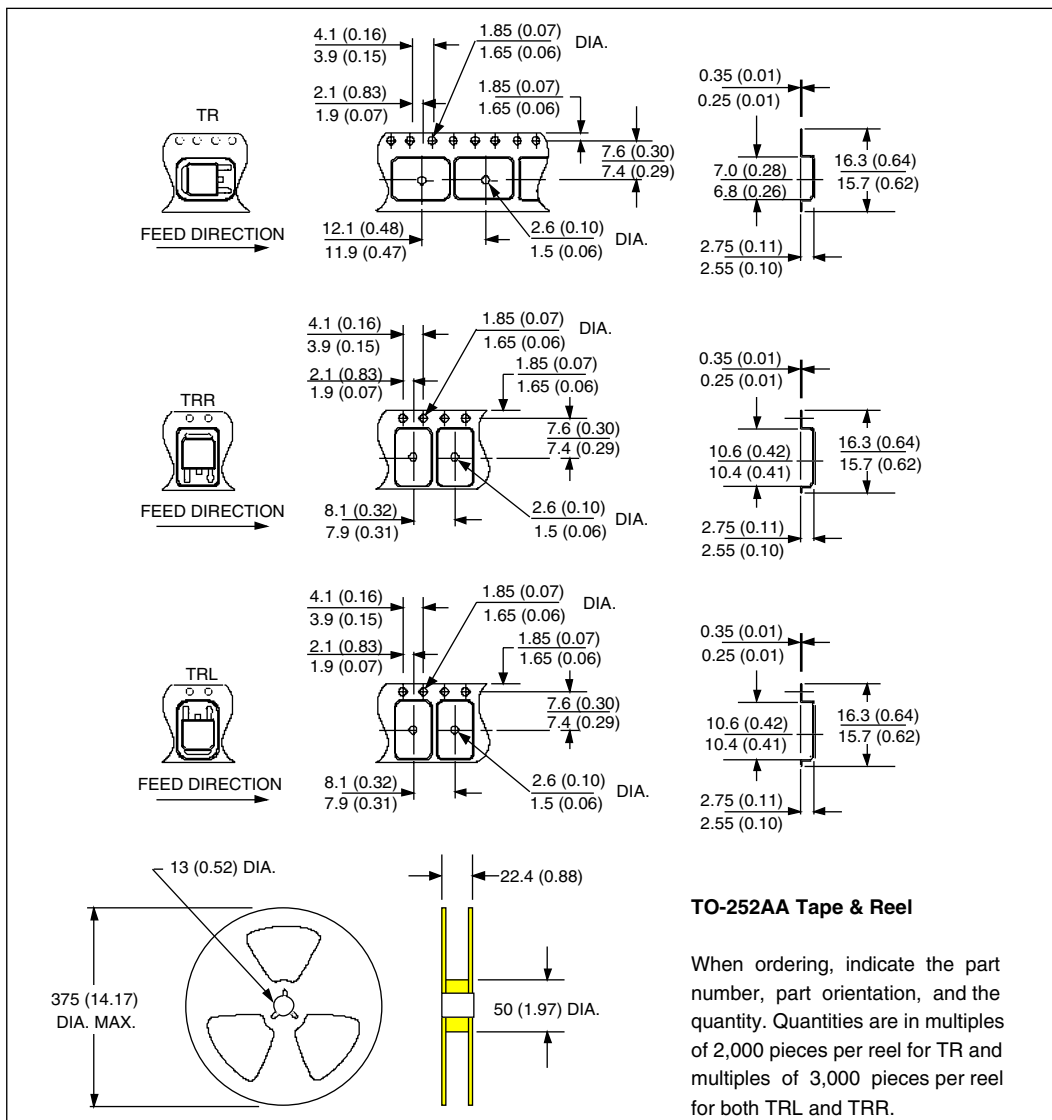
MINIMUM RECOMMENDED FOOTPRINT

1 - Anode
 2 - Cathode
 3 - Anode
 4 - Cathode

Marking Information



Tape & Reel Information



International
IOR Rectifier

WORLD HEADQUARTERS: 233 Kansas St., El Segundo, California 90245 U.S.A. Tel: (310) 322 3331. Fax: (310) 322 3332.
EUROPEAN HEADQUARTERS: Hurst Green, Oxted, Surrey RH8 9BB, U.K. Tel: ++ 44 1883 732020. Fax: ++ 44 1883 733408.
IR CANADA: 15 Lincoln Court, Brampton, Markham, Ontario L6T3Z2. Tel: (905) 453 2200. Fax: (905) 475 8801.
IR GERMANY: Saalburgstrasse 157, 61350 Bad Homburg. Tel: ++ 49 6172 96590. Fax: ++ 49 6172 965933.
IR ITALY: Via Liguria 49, 10071 Borgaro, Torino. Tel: ++ 39 11 4510111. Fax: ++ 39 11 4510220.
IR FAR EAST: K&H Bldg., 2F, 30-4 Nishi-Ikebukuro 3-Chome, Toshima-Ku, Tokyo, Japan 171. Tel: 81 3 3983 0086.
IR SOUTHEAST ASIA: 1 Kim Seng Promenade, Great World City West Tower, 13-11, Singapore 237994. Tel: ++ 65 838 4630.
IR TAIWAN: 16 Fl. Suite D.207, Sec. 2, Tun Haw South Road, Taipei, 10673, Taiwan. Tel: 886 2 2377 9936.

Data and specifications subject to change without notice.



Notice

The products described herein were acquired by Vishay Intertechnology, Inc., as part of its acquisition of International Rectifier's Power Control Systems (PCS) business, which closed in April 2007. Specifications of the products displayed herein are pending review by Vishay and are subject to the terms and conditions shown below.

Specifications of the products displayed herein are subject to change without notice. Vishay Intertechnology, Inc., or anyone on its behalf, assumes no responsibility or liability for any errors or inaccuracies.

Information contained herein is intended to provide a product description only. No license, express or implied, by estoppel or otherwise, to any intellectual property rights is granted by this document. Except as provided in Vishay's terms and conditions of sale for such products, Vishay assumes no liability whatsoever, and disclaims any express or implied warranty, relating to sale and/or use of Vishay products including liability or warranties relating to fitness for a particular purpose, merchantability, or infringement of any patent, copyright, or other intellectual property right.

The products shown herein are not designed for use in medical, life-saving, or life-sustaining applications. Customers using or selling these products for use in such applications do so at their own risk and agree to fully indemnify Vishay for any damages resulting from such improper use or sale.

International Rectifier®, IR®, the IR logo, HEXFET®, HEXSense®, HEXDIP®, DOL®, INTERO®, and POWIRTRAIN® are registered trademarks of International Rectifier Corporation in the U.S. and other countries. All other product names noted herein may be trademarks of their respective owners.