



Chipsmall Limited consists of a professional team with an average of over 10 year of expertise in the distribution of electronic components. Based in Hongkong, we have already established firm and mutual-benefit business relationships with customers from,Europe,America and south Asia,supplying obsolete and hard-to-find components to meet their specific needs.

With the principle of "Quality Parts,Customers Priority,Honest Operation,and Considerate Service",our business mainly focus on the distribution of electronic components. Line cards we deal with include Microchip,ALPS,ROHM,Xilinx,Pulse,ON,Everlight and Freescale. Main products comprise IC,Modules,Potentiometer,IC Socket,Relay,Connector.Our parts cover such applications as commercial,industrial, and automotives areas.

We are looking forward to setting up business relationship with you and hope to provide you with the best service and solution. Let us make a better world for our industry!



## Contact us

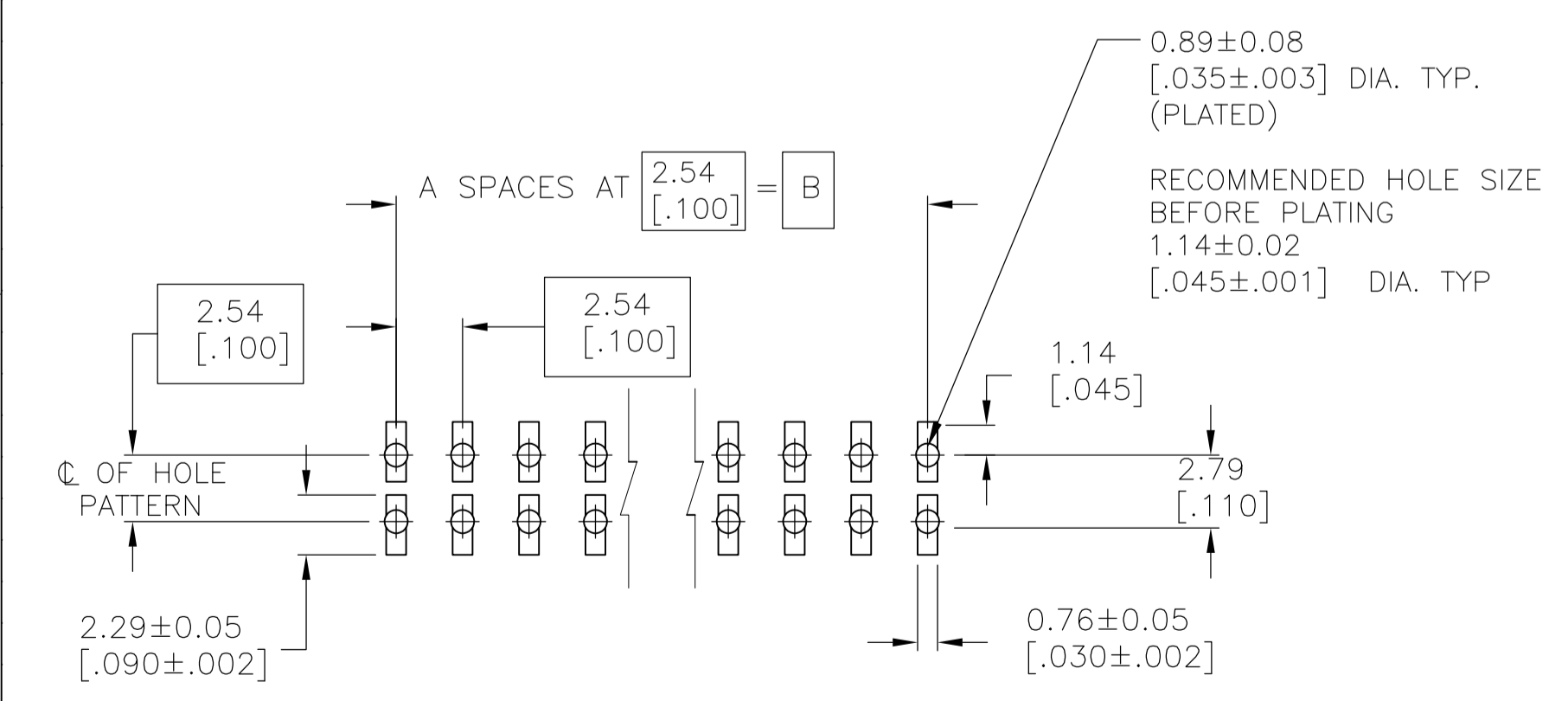
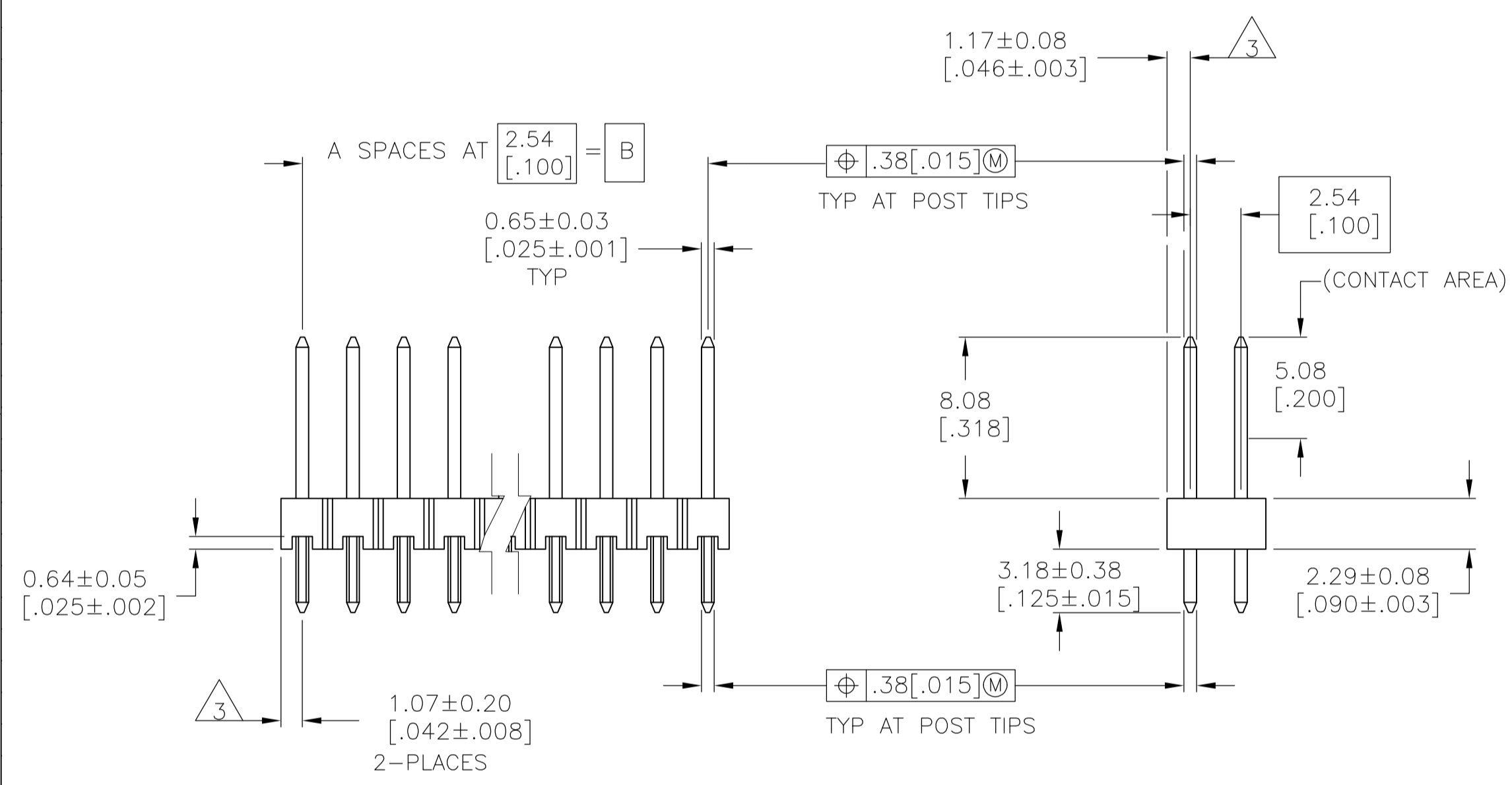
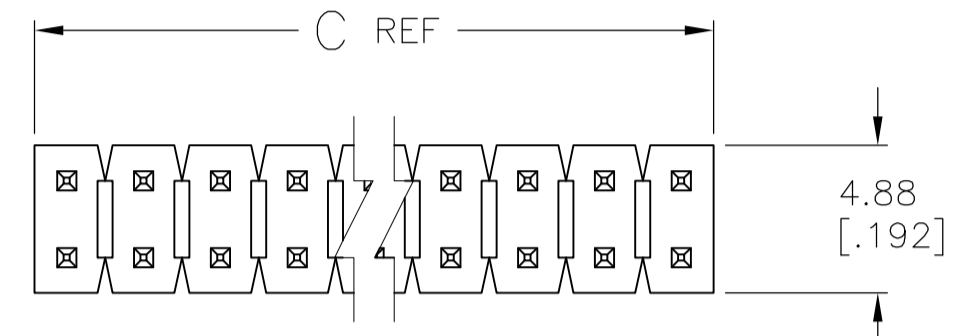
Tel: +86-755-8981 8866 Fax: +86-755-8427 6832

Email & Skype: info@chipsmall.com Web: www.chipsmall.com

Address: A1208, Overseas Decoration Building, #122 Zhenhua RD., Futian, Shenzhen, China



- ASSEMBLY MAY BE BROKEN TO THE DESIRED NUMBER OF POSITIONS
- TRUE POSITION TOLERANCE OF THE POST TIPS WHEN THE HEADER IS HELD FLAT AGAINST THE PRINTED CIRCUIT BOARD
- THE NOTED DIMENSIONS APPLY AT THE INTERSECTION OF THE POST AND HOUSING
- PLATING: 0.000381 [.000015] GOLD ON CONTACT AREA, .00254-0.00508 [.000100-.000200] MATTE TIN-LEAD ON SOLDER TAIL, ALL OVER 0.00127 [.000050] NICKEL.
- HOUSING: LCP, COLOR-BLACK. POST: PHOSPHOR BRONZE
- PLATING: 0.000381 [.000015] GOLD ON CONTACT AREA, .00254-0.00508 [.000100-.000200] MATTE TIN ON SOLDER TAIL, ALL OVER 0.00127 [.000050] NICKEL.
- OBSOLETE PARTS: OBSOLETE CIS STREAMLINING PER D.RENAUD/D.SINISI



RECOMMENDED PC BOARD MOUNTING DIMENSIONS FOR .063 [1.60] THICK PC BOARD AND .012 [0.305] STENCIL THICK

PLATING	C	B	A	NO. OF POSITIONS	PART NUMBER
6	101.19 [3.984]	99.06 [3.900]	39	80	9-146252-0
6	98.65 [3.884]	96.52 [3.800]	38	78	8-146252-9
6	96.11 [3.784]	93.98 [3.700]	37	76	8-146252-8
6	93.57 [3.684]	91.44 [3.600]	36	74	8-146252-7
6	91.03 [3.584]	88.90 [3.500]	35	72	8-146252-6
6	88.49 [3.484]	86.36 [3.400]	34	70	8-146252-5
6	85.95 [3.384]	83.82 [3.300]	33	68	8-146252-4
6	83.41 [3.284]	81.28 [3.200]	32	66	8-146252-3
6	80.87 [3.184]	78.74 [3.100]	31	64	8-146252-2
6	78.33 [3.084]	76.20 [3.000]	30	62	8-146252-1
6	75.79 [2.984]	73.66 [2.900]	29	60	8-146252-0
6	73.25 [2.884]	71.12 [2.800]	28	58	7-146252-9
6	70.71 [2.784]	68.58 [2.700]	27	56	7-146252-8
6	68.17 [2.684]	66.04 [2.600]	26	54	7-146252-7
6	65.63 [2.584]	63.5 [2.500]	25	52	7-146252-6
6	63.09 [2.484]	60.96 [2.400]	24	50	7-146252-5
6	60.55 [2.384]	58.42 [2.300]	23	48	7-146252-4
6	58.01 [2.284]	55.88 [2.200]	22	46	7-146252-3
6	55.47 [2.184]	53.34 [2.100]	21	44	7-146252-2
6	52.93 [2.084]	50.80 [2.000]	20	42	7-146252-1
6	50.39 [1.984]	48.26 [1.900]	19	40	7-146252-0
6	47.85 [1.884]	45.72 [1.800]	18	38	6-146252-9
6	45.31 [1.784]	43.18 [1.700]	17	36	6-146252-8
6	42.77 [1.684]	40.64 [1.600]	16	34	6-146252-7
6	40.23 [1.584]	38.10 [1.500]	15	32	6-146252-6
6	37.69 [1.484]	35.56 [1.400]	14	30	6-146252-5
6	35.15 [1.384]	33.02 [1.300]	13	28	6-146252-4
6	32.61 [1.284]	30.48 [1.200]	12	26	6-146252-3
6	30.07 [1.184]	27.94 [1.100]	11	24	6-146252-2
6	27.53 [1.084]	25.40 [1.000]	10	22	6-146252-1
6	24.99 [0.984]	22.86 [0.900]	9	20	6-146252-0
6	22.45 [0.884]	20.32 [0.800]	8	18	5-146252-9
6	19.91 [0.784]	17.78 [0.700]	7	16	5-146252-8
6	17.37 [0.684]	15.24 [0.600]	6	14	5-146252-7
6	14.83 [0.584]	12.70 [0.500]	5	12	5-146252-6
6	12.29 [0.484]	10.16 [0.400]	4	10	5-146252-5
6	9.75 [0.384]	7.62 [0.300]	3	8	5-146252-4
6	7.21 [0.284]	5.08 [0.200]	2	6	5-146252-3
6	4.67 [0.184]	2.54 [0.100]	1	4	5-146252-2
6	2.13 [0.084]	-	0	2	5-146252-1

PLATING	C	B	A	NO. OF POSITIONS	PART NUMBER
4	101.19 [3.984]	99.06 [3.900]	39	80	4-146252-0
4	98.65 [3.884]	96.52 [3.800]	38	78	3-146252-9
4	96.11 [3.784]	93.98 [3.700]	37	76	3-146252-8
4	93.57 [3.684]	91.44 [3.600]	36	74	3-146252-7
4	91.03 [3.584]	88.90 [3.500]	35	72	3-146252-6
4	88.49 [3.484]	86.36 [3.400]	34	70	3-146252-5
4	85.95 [3.384]	83.82 [3.300]	33	68	3-146252-4
4	83.41 [3.284]	81.28 [3.200]	32	66	3-146252-3
4	80.87 [3.184]	78.74 [3.100]	31	64	3-146252-2
4	78.33 [3.084]	76.20 [3.000]	30	62	3-146252-1
4	75.79 [2.984]	73.66 [2.900]	29	60	3-146252-0
4	73.25 [2.884]	71.12 [2.800]	28	58	2-146252-9
4	70.71 [2.784]	68.58 [2.700]	27	56	2-146252-8
4	68.17 [2.684]	66.04 [2.600]	26	54	2-146252-7
4	65.63 [2.584]	63.5 [2.500]	25	52	2-146252-6
4	63.09 [2.484]	60.96 [2.400]	24	50	2-146252-5
4	60.55 [2.384]	58.42 [2.300]	23	48	2-146252-4
4	58.01 [2.284]	55.88 [2.200]	22	46	2-146252-3
4	55.47 [2.184]	53.34 [2.100]	21	44	2-146252-2
4	52.93 [2.084]	50.80 [2.000]	20	42	2-146252-1
4	50.39 [1.984]	48.26 [1.900]	19	40	2-146252-0
4	47.85 [1.884]	45.72 [1.800]	18	38	1-146252-9
4	45.31 [1.784]	43.18 [1.700]	17	36	1-146252-8
4	42.77 [1.684]	40.64 [1.600]	16	34	1-146252-7
4	40.23 [1.584]	38.10 [1.500]	15	32	1-146252-6
4	37.69 [1.484]	35.56 [1.400]	14	30	1-146252-5
4	35.15 [1.384]	33.02 [1.300]	13	28	1-146252-4
4	32.61 [1.284]	30.48 [1.200]	12	26	1-146252-3
4	30.07 [1.184]	27.94 [1.100]	11	24	1-146252-2
4	27.53 [1.084]	25.40 [1.000]	10	22	1-146252-1
4	24.99 [0.984]	22.86 [0.900]	9	20	1-146252-0
4	22.45 [0.884]	20.32 [0.800]	8	18	146252-9
4	19.91 [0.784]	17.78 [0.700]	7	16	146252-8
4	17.37 [0.684]	15.24 [0.600]	6	14	146252-7
4	14.83 [0.584]	12.70 [0.500]	5	12	146252-6
4	12.29 [0.484]	10.16 [0.400]	4	10	146252-5
4	9.75 [0.384]	7.62 [0.300]	3	8	146252-4
4	7.21 [0.284]	5.08 [0.200]	2	6	146252-3
4	4.67 [0.184]	2.54 [0.100]	1	4	146252-2
4	2.13 [0.084]	-	0	2	146252-1

THIS DRAWING IS A CONTROLLED DOCUMENT.

DIMENSIONS: mm [INCHES]	TOLERANCES UNLESS OTHERWISE SPECIFIED:	0 PLC ± -	1 PLC ± 0.127 [0.005]	2 PLC ± 0.254 [0.010]	3 PLC ± 0.51 [0.020]	4 PLC ± 0.127 [0.005]	5 ANGLES ± 0.0127 [0.0005]	
MATERIAL	FINISH	SEE TABLE	WEIGHT	—	SIZE	CAGE CODE	DRAWING NO.	RESTRICTED TO
5					A1	00779	146252	—

CUSTOMER DRAWING SCALE 4:1 SHEET 1 OF 1 REV F2

STE TE Connectivity

HEADER ASSEMBLY, MOD II, BREAKAWAY, DOUBLE ROW, VERTICAL, HIGH TEMPERATURE