



Chipsmall Limited consists of a professional team with an average of over 10 year of expertise in the distribution of electronic components. Based in Hongkong, we have already established firm and mutual-benefit business relationships with customers from,Europe,America and south Asia,supplying obsolete and hard-to-find components to meet their specific needs.

With the principle of “Quality Parts,Customers Priority,Honest Operation,and Considerate Service”,our business mainly focus on the distribution of electronic components. Line cards we deal with include Microchip,ALPS,ROHM,Xilinx,Pulse,ON,Everlight and Freescale. Main products comprise IC,Modules,Potentiometer,IC Socket,Relay,Connector.Our parts cover such applications as commercial,industrial, and automotives areas.

We are looking forward to setting up business relationship with you and hope to provide you with the best service and solution. Let us make a better world for our industry!



Contact us

Tel: +86-755-8981 8866 Fax: +86-755-8427 6832

Email & Skype: info@chipsmall.com Web: www.chipsmall.com

Address: A1208, Overseas Decoration Building, #122 Zhenhua RD., Futian, Shenzhen, China



Cutting


Cutting	Introduction	B.2
	Cutting tools	B.4
	Front cable cutter	B.6
	Cable cutter	B.7
	Cutting and releasing tools	B.9
	Mounting rail cutter	B.11
	Hole punch	B.12

Cutting

A large number of cables and conductors in many different types and designs are used to connect electrical and electronic components. The cables and wires must be accurately prepared for the various types of connection. The quality of the cutting process is therefore of critical importance. Mechanical efficiency together with the special cutting pattern reduces the manual force required to a minimum.

Weidmüller is a specialist in the cutting of copper or aluminium cables. The product selection ranges from cutting tools for small cross-sections (with direct transmission of force) to cutting tools for large diameters. Weidmüller's wide range of cutting tools fulfils all the criteria for professional cable preparation. The demands Weidmüller makes of its products can be summarised simply: a smooth, straight cut without deforming the conductor. Users profit directly from this philosophy, whilst maintaining ease of use.





At Weidmüller the term “cutting” refers to the severing of cables, wires and conductors of copper or aluminium with an appropriate tool for the application.

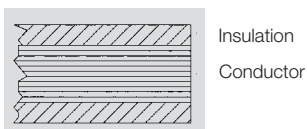
The requirement for all cutting tools is to perform a smooth, straight cut without deforming the conductor.

According to **DIN 8588**, experts differentiate between shear cutting, wedge-action cutting, tearing and breaking. Shear cutting is employed particularly in the cutting of cables, wires and conductors. Cutting tools with cross blades should perform an oblique cut and operate without play.


The essential quality characteristics for professional cutting tools are a cutting edge shape which is suited to, and optimised for, the corresponding application, so that the manual forces required for cutting remain low. This allows single-handed operation.

Tools by Weidmüller comply with all requirements imposed on professional cutting tools.

Clean cut



An “unclean” cut may have the following appearance:



Conductor sheared off

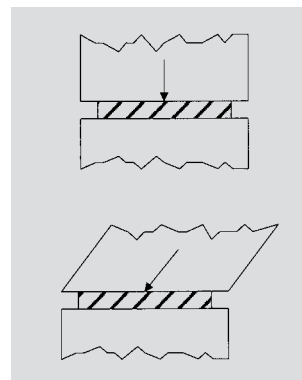
Conductor pulled out

Squeezed cable

Movement of the blades

We differentiate between two basic cutting processes:

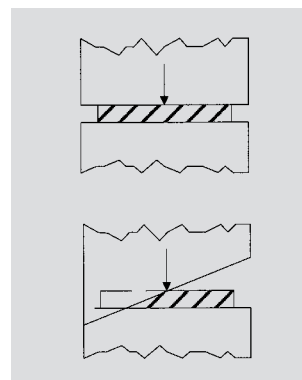
- Push cut
- Draw cut



In **push cut**, the cutting movement is perpendicular between tool and workpiece.

In **draw cut**, the cutting movement is oblique to the tool.

Position of the blades



In **position 1** the blades act directly and over the whole length, i.e. considerable force is required.

In **position 2**, the blades cross as in a pair of scissors, the cut is therefore “offset” and requires less force.

Cutting tools

Cutting tools

- Cutting formation for different cable sizes increases the quality of the cuts for smaller cross-sections
- Not suitable for steel wires, steel-armoured cables, aluminium alloys and hard-drawn copper conductors!
- Cutting without deformation of the conductor

KT 8



KT 12

KT 22



⊘ max. 8 mm

● max. 16 mm²

⊙ max. 16 mm²

⊘ max. 16 mm²

⊘ max. 12 mm

● max. 16 mm²

⊙ max. 25 mm²

⊘ max. 35 mm²

⊘ max. 22 mm

● max. 25 mm²

⊙ max. 50 mm²

⊘ max. 95 mm²

Technical data

Max. cutting performance, copper cable	
Solid (max. conductor cross-section)	mm ² /AWG
Stranded (max. conductor cross-section)	mm ² /AWG
Flexible (max. conductor cross-section)	mm ² /AWG
Flexible, stranded (max. conductor diameter)	mm
Max. cutting performance, aluminium cable	
Stranded (max. conductor cross-section)	mm ² /-
Stranded (max. conductor diameter)	mm
solid	mm ²
Data / telephone / control cable	
Max. outer diameter	mm
Tool data	
Length / Width / Height	mm
Weight	g
Note	

KT8	KT12
16 / 6	16 / 6
16 / 6	25 / 3
16 / 6	35 / 2
8	12
16 / 6	25 / 6
8	8
16	25
8	12
165 / 65 / 25	215 / 66 / 28
180	300
Tool closed	

KT22	
25 / 3	
50 / 1	
95 / 3/0	
22	
70 / 2/0	
22	
50	
22	
220 / 66 / 30	
460	
Tool closed	

Ordering data

Version
Note

Type	Qty	Order No.
KT 8	1	9002650000
KT 12	1	9002660000
Note		

Type	Qty	Order No.
KT 22	1	1157830000
Note		

Cutting tools

- Easy handling because of automatic opening
- Safety lock reduces risk of injury
- Not suitable for steel wires, steel-armoured cables, aluminium alloys and hard-drawn copper conductors!



KT 14



-  max. 14 mm
-  max. 16 mm²
-  max. 35 mm²
-  max. 70 mm²

KT 20



-  max. 20 mm
-  max. 16 mm²
-  max. 35 mm²
-  max. 70 mm²

Technical data

Max. cutting performance, copper cable	
Solid (max. conductor cross-section)	mm ² /AWG
Stranded (max. conductor cross-section)	mm ² /AWG
Flexible (max. conductor cross-section)	mm ² /AWG
Flexible, stranded (max. conductor diameter)	mm
Max. cutting performance, aluminium cable	
Stranded (max. conductor cross-section)	mm ² /-
Stranded (max. conductor diameter)	mm
Solid	mm ²
Data / telephone / control cable	
Max. outer diameter	mm
Tool data	
Length / Width / Height	mm
Weight	g
Note	

Ordering data

Version
Note

KT14
16 / 6
35 / 2
70 / 2/0
14
70 / 2/0
14
35
14
215 / 66 / 28
320
Tool closed

Type	Qty	Order No.
KT 14	1	1157820000
Specifying	„solid-core aluminium cable“ corresponds to sector-shaped conductor with individual strands	

KT20
16 / 6
35 / 2
70 / 2/0
20
70 / 2/0
20
35
20
215 / 66 / 29
400
Tool closed

Type	Qty	Order No.
KT 20	1	9002300000
Specifying	„solid-core aluminium cable“ corresponds to sector-shaped conductor with individual strands	




Front cable cutter

Front cable cutter

- Can be used in confined spaces wherever cables need to be divided.
- Easy handling
- Minimal hand force required
- Release option in every cutting position
- Not suitable for steel wires, steel-armoured cables, aluminium alloys and hard-drawn copper conductors!




KTF 25



-  Cu + Al: max. 25 mm
-  Cu: max. 120 mm²
Al: max. 150 mm²
-  Cu: max. 120 mm²

KTF 36



-  Cu + Al: max. 35 mm
-  Cu: max. 300 mm²
Al: max. 300 mm²
-  Cu: max. 300 mm²

Technical data

Max. cutting performance, copper cable	
Stranded (max. conductor cross-section)	mm ² /kcmil
Flexible (max. conductor cross-section)	mm ² /kcmil
Flexible, stranded (max. conductor diameter)	mm
Copper sector cable	
Max. cutting performance, aluminium cable	
Stranded (max. conductor cross-section)	mm ² /kcmil
Stranded (max. conductor diameter)	mm
Aluminium sector cable	
Data / telephone / control cable	
Max. outer diameter	mm
Tool data	
Length / Width / Height	mm
Weight	g
Note	

KTF 25		
Stranded (max. conductor cross-section)	mm ² /kcmil	120 / 250
Flexible (max. conductor cross-section)	mm ² /kcmil	120 / 250
Flexible, stranded (max. conductor diameter)	mm	25
Copper sector cable		
Max. cutting performance, aluminium cable		
Stranded (max. conductor cross-section)	mm ² /kcmil	150 / 300
Stranded (max. conductor diameter)	mm	25
Aluminium sector cable		
Data / telephone / control cable		
Max. outer diameter	mm	25
Tool data		
Length / Width / Height	mm	245 / 80 / 40
Weight	g	900
Note		
Tool closed		

KTF 36		
Stranded (max. conductor cross-section)	mm ² /kcmil	300 / 600
Flexible (max. conductor cross-section)	mm ² /kcmil	300 / 600
Flexible, stranded (max. conductor diameter)	mm	35
Copper sector cable		
Max. cutting performance, aluminium cable		
Stranded (max. conductor cross-section)	mm ² /kcmil	300 / 600
Stranded (max. conductor diameter)	mm	35
Aluminium sector cable		
Data / telephone / control cable		
Max. outer diameter	mm	35
Tool data		
Length / Width / Height	mm	330 / 100 / 49
Weight	g	1400
Note		
Tool closed		

Ordering data

Version
Note

Type	Qty	Order No.
KTF 25	1	9002180000
Note		

Type	Qty	Order No.
KTF 36	1	9002190000
Note		




Cable cutter

- One-hand operation
- Easy handling
- Minimal hand force required
- Release option in every cutting position
- Not suitable for steel wires, steel-armoured cables, aluminium alloys and hard-drawn copper conductors!



KT 45 R






-  Cu + Al: max. 45 mm
-  Cu: max. 300 mm²
Al: max. 400 mm²
-  Cu: max. 400 mm²



KT 55



-  Cu + Al: max. 55 mm
-  Cu: max. 500 mm²
Al: max. 500 mm²
-  Cu: max. 500 mm²



Technical data

Max. cutting performance, copper cable	
Stranded (max. conductor cross-section)	mm ² /kcmil
Flexible (max. conductor cross-section)	mm ² /kcmil
Flexible, stranded (max. conductor diameter)	mm
Copper sector cable	
Max. cutting performance, aluminium cable	
Stranded (max. conductor cross-section)	mm ² /kcmil
Stranded (max. conductor diameter)	mm
Aluminium sector cable	
Data / telephone / control cable	
Max. outer diameter	mm
Tool data	
Length / Width / Height	mm
Weight	g
Note	

Ordering data

Version
Note

KT 45 R		
300 / 600		
400 / 800		
45		
3 x 70 SM		
400 / 800		
45		
4 x 70 SE		
45		
290 / 85 / 40		
740		

Type	Qty	Order No.
KT 45 R	1	9202040000
Pivoting blade KT 45 R	1	9204270000

The dimensions of the cable cutter refer to the delivery condition, i.e. the point of the hinged blade parallel to the fixed blade.

KT 55		
500 / 1000		
500 / 1000		
55		
3 x 150 SM		
500 / 1000		
55		
4 x 150 SE		
55		
365 / 115 / 45		
1450		

Type	Qty	Order No.
KT 55	1	9202060000
Pivoting blade KT 55	1	9204280000

The dimensions of the cable cutter refer to the delivery condition, i.e. the point of the hinged blade parallel to the fixed blade.




Cable cutter

Cable cutter

- Easy handling
- Minimal hand force required
- Release option in every cutting position
- Not suitable for steel wires, steel-armoured cables, aluminium alloys and hard-drawn copper conductors!

KT 80



-  Cu + Al: max. 80 mm
-  Cu: max. 630 mm²
Al: max. 1000 mm²
-  Cu: max. 630 mm²



Technical data

Max. cutting performance, copper cable	
Stranded (max. conductor cross-section)	mm ² /kcmil
Flexible (max. conductor cross-section)	mm ² /kcmil
Flexible, stranded (max. conductor diameter)	mm
Copper sector cable	
Max. cutting performance, aluminium cable	
Stranded (max. conductor cross-section)	mm ² /kcmil
Stranded (max. conductor diameter)	mm
Aluminium sector cable	
Data / telephone / control cable	
Max. outer diameter	mm
Tool data	
Length / Width / Height	mm
Weight	g
Note	

Ordering data

Version
Note

KT 80		
630 / 1260		
630 / 1260		
80		
3 x 240 SM		
1000 / 2000		
4 x 240 SE		
80		
675 / 175 / 55		
3240		

Type	Qty	Order No.
KT 80	1	9202080000
Pivoting blade KT 80	1	9204290000

The dimensions of the cable cutter refer to the delivery condition, i.e. the point of the hinged blade parallel to the fixed blade.

Cutting and releasing tool

Special release tool for the Weidmüller W-Series terminal connectors.

WAW 1

Notching tool




Tool for releasing poles from WQV 2.5 to WQV 35 cross connections used in Weidmüller W-Series terminal connectors.

WAW 2

Notching tool



Tool for punching out the cross-connection windows of the Weidmüller W-Series terminal connectors
WTR 2.5 disconnect terminal
WSI 6 fuse terminal



Technical data

Length	mm
Weight	g
Note	

WAW 1		
Length	mm	167
Weight	g	227
Note		

WAW 2		
Length	mm	205
Weight	g	338
Note		

Ordering data

Version
Note

Type	Qty	Order No.
WAW 1 NEUTRAL	1	900450000
Note		

Type	Qty	Order No.
WAW 2	1	9004510000
Note		

A large selection of cross-connectors can be found in our current Terminals Catalogue.

Cutting and releasing tools

Cutting and releasing tool


Special cutting tool for clean pinch-free cutting of Weidmüller Z-Series cross-connections

KT ZQV

Cutting tool



Cutting tool for clean cutting of Weidmüller ZQV Series cross-connections



Technical data

Length / Width / Height	mm
Weight	g
Note	

Ordering data

Version
Note

KT ZQV
215
300

Type	Qty	Order No.
KT ZQV	1	9002170000

A large selection of cross-connectors can be found in our current Terminals Catalogue.

VKSW

Wire channel cutter



Manually-operated wire channel cutter: for cutting (up to 125-mm wide) of wire channels and covers.

- Cutting with no burrs or waste
- Length end stop (1000 mm) with feed mechanism for precision-angled cuts
- Table-top unit for mounting on workbench or similar work places
- Hardened cutting edges made from specialized steel.

VKSW
280 / 285 / 290
15000

Type	Qty	Order No.
VKSW	1	1137530000

Mounting rail cutter

TSLD

Terminal rail cutting and punching tool



Hand-operated mounting rail cutter for cutting and perforating DIN mounting rails

- Cutting with no burrs or waste
- Length end stop (1000 mm) is included in delivery
- Table-top unit for mounting on workbench or similar work places

Technical data

Width	mm
Length	mm
Height	mm
Weight	g
Note	

TSLD
205
270
200
19000
techn. Angabe ohne Hebel und Längenanschlag

Ordering data

Version
Note

Type	Qty	Order No.
TSLD	1	9918700000

A large selection of mounting rails can be found in our current Terminal Connectors Catalogue.



Copper earthing bar



TS 32 mm according to EN 50035 (s = 1.5 mm)



TS 15/5.5 mm according to EN 50045 (s = 1.0 mm)



TS 35/7.5 mm according to EN 50022 (s = 1.0 mm)



TS 35/15 mm according to EN 50022 (s = 1.5 mm)

Hydraulic hole puncher

The IP protection classes for housings, cable glands, heavy-duty connectors and industrial Ethernet connectors can only be maintained under two conditions: the sheet metal must not be bent during the punching process and the size of the punched-out holes must correspond precisely with the specifications. The IE-KO-HAT hydraulic sheet metal hole puncher, together with its accessories, guarantees you the highest quality workmanship available. It ensures that the connector fits precisely with the punched-out holes so that you can fulfill the proper IP protection class requirements.



The hydraulic hole puncher punches out precise holes for accommodating metric and PG cable glands.



Automatic centre punching at the drill points when punching out holes for heavy-duty connectors.



Punching out holes for a variety of industrial Ethernet connectors.

The table below lists the round splitting stamps and their corresponding tension screws – for manual use and for use with the hydraulic screws

Type	Descriptions	Dimension	Order No.	Tension screw Ø x l in mm	Order No.	Hydraulic screw (tension bolt) Ø in mm	Order No.
KOS M 16	Round splitting stamp for M16 cable glands	Ø 16.2 mm	9204880000	9.5 x 50	9205030000	19 x 9.5	9205000000
KOS M 20	Round splitting stamp for M20 cable glands	Ø 20.4 mm	9204950000	9.5 x 50	9205030000	19 x 9.5	9205000000
KOS M 25	Round splitting stamp for M25 cable glands	Ø 25.4 mm	9204900000	9.5 x 50	9205030000	19 x 9.5	9205000000
KOS M 32	Round splitting stamp for M32 cable glands	Ø 32.5 mm	9204910000	19.0 x 55	9205040000	19	9205010000
KOS M 40	Round splitting stamp for M40 cable glands	Ø 40.5 mm	9204920000	19.0 x 75	9204780000	19	9205010000
KOS PG 9	Round splitting stamp for PG9 cable glands	Ø 15.2 mm	9204930000	9.5 x 50	9205030000	19 x 9.5	9205000000
KOS PG 11	Round splitting stamp for PG11 cable glands	Ø 18.6 mm	9204940000	9.5 x 50	9205030000	19 x 9.5	9205000000
KOS PG 13	Round splitting stamp for PG13 cable glands	Ø 20.4 mm	9204950000	9.5 x 50	9205030000	19 x 9.5	9205000000
KOS PG 16	Round splitting stamp for PG16 cable glands	Ø 22.5 mm	9204960000	9.5 x 50	9205030000	19 x 9.5	9205000000
KOS PG 21	Round splitting stamp for PG21 cable glands	Ø 28.3 mm	9204970000	9.5 x 50	9205030000	19 x 9.5	9205000000
KOS PG 29	Round splitting stamp for PG29 cable glands	Ø 37.0 mm	9204980000	19.0 x 55	9205040000	19	9205010000
KOS PG 36	Round splitting stamp for PG36 cable glands	Ø 47.0 mm	9204990000	19.0 x 75	9204780000	19	9205010000

Information: Hydraulic screw included in the IE-KO-HAT set.
Tension screws only used for manual operation.

Hydraulic hole puncher

IE-KO-HAT



- Pressure-relief valve protects against overload
- Cylinder head angled 90°
- Angled head, 360° turnable
- Ergonomic handle springs back by itself
- Waste pieces no longer become jammed thanks to the three-way splitting
- Hydraulic punch made from high-strength aluminium (approx. 40 % weight savings)

Technical data

Maximum steel-sheet punching performance	
Round holes up to	Ø 85 mm
Round holes up to	Ø 64 mm
Square holes up to	68 x 68 mm
Rectangular holes up to	36 x 112 mm
Maximum stainless-steel-sheet punching performance	
Round holes up to	Ø 64 mm
Tool data	
Length / width / height	mm
Weight	kg
Punching force	kN
Max. operating pressure	bar
Including accessories (contents)	

IE-KO-HAT	
2.0 mm F = 370 N/mm ²	
3.0 mm F = 370 N/mm ²	
2.0 mm F = 370 N/mm ²	
2.0 mm F = 370 N/mm ²	
2.5 mm F = 600 N/mm ²	
290/120/70	
1.9	
75	
650	
1 hydraulic screw Ø 19.0 mm	
1 hydraulic screw Ø 19 x 9.5 mm	
1 HSS pre-drill Ø 10 mm	
1 spacer nut set (3-part)	
1 bridge	

Information

Ordering data

Version
Information

Type	Qty.	Order No.
IE-KO-HAT	1	1966810000

Accessories

Information

Type	Qty.	Order No.
KOHS 19 Hydraulic screw	1	9205010000
KOHS 9 5/19 Hydraulic screw	1	9205000000
KOPD 10.0 Pre-drill	1	9205020000
Splitting stamp on the next page		

Hole punch

Custom stamp for Industrial Ethernet connections



Type	Description	Dimensions	Qty.	Order No.
IE-KOK-V1	Custom shape for Bajonet 01 metal	Ø 27 mm x single-sided 25.9 mm	1	1966780000
IE-KOK-V4	Custom shape for Push Pull V04 plastic	Ø 23.2 mm x double-sided 20.2 mm	1	1966790000
IE-KOK-V5	Custom shape for RockStar® V05 metal	22.0 x 22.0 mm	1	9204790000

Rectangular splitting stamp for heavy-duty connectors



Type	Description	Dimensions	Size	Qty.	Order No.
KOK 52 x 36	Splitting stamp for 6-pole heavy-duty connectors	52.0 x 36 mm	3	1	9204820000
KOK 65 x 36	Splitting stamp for 10-pole heavy-duty connectors	65.0 x 36 mm	4	1	9204830000
KOK 86 x 36	Splitting stamp for 16-pole heavy-duty connectors	86.0 x 36 mm	6	1	9204850000
KOK 91 x 36	Splitting stamp for 16-pole heavy-duty connectors	91.0 x 36 mm		1	9204860000
KOK 112 x 36	Splitting stamp for 24-pole heavy-duty connectors	112.0 x 36 mm	8	1	9204870000

Rectangular splitting stamp for switches



Type	Description	Dimensions	Qty.	Order No.
KOK 46 x 46	Rectangular splitting stamp for switches	46.0 x 46.0 mm	1	9204810000
KOK 68 x 68	Rectangular splitting stamp for switches	68.0 x 68.0 mm	1	9204840000

Round splitting stamp for metric cable glands



Type	Description	Dimensions	Qty.	Order No.
KOS M 16	Round splitting stamp for M16 cable glands	Ø 16.2 mm	1	9204880000
KOS M 20	Round splitting stamp for M20 cable glands	Ø 20.4 mm	1	9204950000
KOS M 25	Round splitting stamp for M25 cable glands	Ø 25.4 mm	1	9204900000
KOS M 32	Round splitting stamp for M32 cable glands	Ø 32.5 mm	1	9204910000
KOS M 40	Round splitting stamp for M40 cable glands	Ø 40.5 mm	1	9204920000

Round splitting stamp for high-strength cable glands



Type	Description	Dimensions	Qty.	Order No.
KOS PG 9	Round splitting stamp for PG9 cable glands	Ø 15.2 mm	1	9204930000
KOS PG 11	Round splitting stamp for PG11 cable glands	Ø 18.6 mm	1	9204940000
KOS PG 13	Round splitting stamp for PG13 cable glands	Ø 20.4 mm	1	9204950000
KOS PG 16	Round splitting stamp for PG16 cable glands	Ø 22.5 mm	1	9204960000
KOS PG 21	Round splitting stamp for PG21 cable glands	Ø 28.3 mm	1	9204970000
KOS PG 29	Round splitting stamp for PG29 cable glands	Ø 37.0 mm	1	9204980000
KOS PG 36	Round splitting stamp for PG36 cable glands	Ø 47.0 mm	1	9204990000

Tension screw



Type	Description	Dimensions	Qty.	Order No.
KOBBS	Tension screw	9.5 x 50 mm	1	9205030000
KOBBS	Tension screw	19 x 55 mm	1	9205040000
KOBBS	Tension screw	19 x 75 mm	1	9204780000