



Chipsmall Limited consists of a professional team with an average of over 10 year of expertise in the distribution of electronic components. Based in Hongkong, we have already established firm and mutual-benefit business relationships with customers from,Europe,America and south Asia,supplying obsolete and hard-to-find components to meet their specific needs.

With the principle of “Quality Parts,Customers Priority,Honest Operation,and Considerate Service”,our business mainly focus on the distribution of electronic components. Line cards we deal with include Microchip,ALPS,ROHM,Xilinx,Pulse,ON,Everlight and Freescale. Main products comprise IC,Modules,Potentiometer,IC Socket,Relay,Connector.Our parts cover such applications as commercial,industrial, and automotives areas.

We are looking forward to setting up business relationship with you and hope to provide you with the best service and solution. Let us make a better world for our industry!



## Contact us

Tel: +86-755-8981 8866 Fax: +86-755-8427 6832

Email & Skype: info@chipsmall.com Web: www.chipsmall.com

Address: A1208, Overseas Decoration Building, #122 Zhenhua RD., Futian, Shenzhen, China



# Single Turn Trimmer

## Model 93



### Features:

- 1/2" diameter
- Single turn
- Cermet



## Electrical

Standard Resistance Range, Ohms	20 to 2Meg
Standard Resistance Tolerance	±10% (<100 Ohms = ±20%)
Input Voltage, Maximum	200 Vdc or rms not to exceed power rating
Slider Current, Maximum	100mA or within rated power, whichever is less
Power Rating, Watts	1.0 at 70°C derating to 0 at 125°C
End Resistance, Maximum	2 Ohms
Actual Electrical Travel, Nominal	270°
Dielectric Strength	900 Vrms
Insulation Resistance, Minimum	1,000 Megohms
Resolution	Essentially infinite
Contact Resistance Variation, Maximum	1% or 1 Ohm, whichever is greater

## Environmental

Seal	85°C Fluorinert® (No Leaks)
Temperature Coefficient, Maximum	±100ppm/°C
Operating Temperature Range	-55°C to +125°C
Thermal Shock	5 cycles, -55°C to +125°C (1% ΔRT, 1% ΔVR)
Moisture Resistance	Ten 24 hour cycles (1% ΔRT, IR 100 Megohms Min.)
Shock, 6ms Sawtooth	100G's (1% ΔRT, 1% ΔVR)
Vibration	20G's, 10 to 2,000 Hz (1% ΔRT, 1% ΔVR)
High Temperature Exposure	250 hours at 125°C (2% ΔRT, 2% ΔVR)
Rotational Life	200 cycles (3% ΔRT)
Load Life at 1.0 Watts	1,000 hours at 70°C (2% ΔRT)
Resistance to Solder Heat	260°C for 10 sec. (1% ΔRT)

## Mechanical

Mechanical Stops	24 oz.-in.
Stop Strength	1.5 lb.-in. (0.169 N-m)
Torque, Starting Maximum	5 oz.-in. (0.035 N-m)
Weight, Nominal	.052 oz. (1.5 grams)

### General Note

TT Electronics reserves the right to make changes in product specification without notice or liability. All information is subject to TT Electronics' own data and is considered accurate at time of going to print.

TT Electronics | BI Technologies  
4200 Bonita Place, Fullerton, CA USA 92835-1053 | Ph: +1 714-447-2300  
www.ttelectronics.com | sensors@ttelectronics.com



# Single Turn Trimmer

Model 93

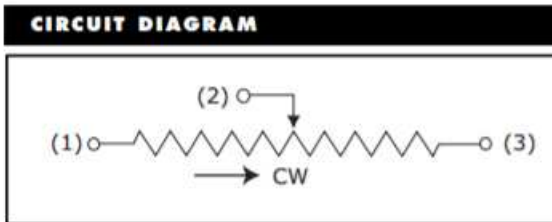
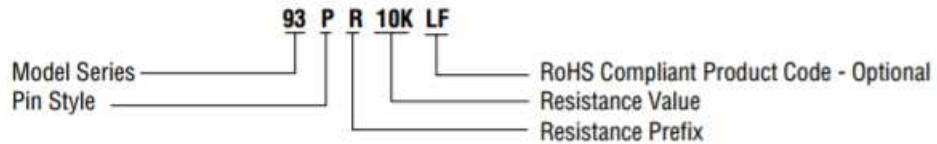


## Packaging Information

Standard: Boxes  
Capacity = 50 units

## Ordering Information

Standard:



**NOTES**

Metric equivalents, based on 1 inch = 25.4mm are rounded to the same number of significant figures as in the original English units and are provided for general information only.

Tolerances unless otherwise specified:  
Linear = ± .01 inches (.25mm)  
Angular = ± 2 degrees

General Note  
TT Electronics reserves the right to make changes in product specification without notice or liability. All information is subject to TT Electronics' own data and is considered accurate at time of going to print.

TT Electronics | BI Technologies  
4200 Bonita Place, Fullerton, CA USA 92835-1053 | Ph: +1 714-447-2300  
www.ttelectronics.com | sensors@ttelectronics.com

# Single Turn Trimmer

Model 93

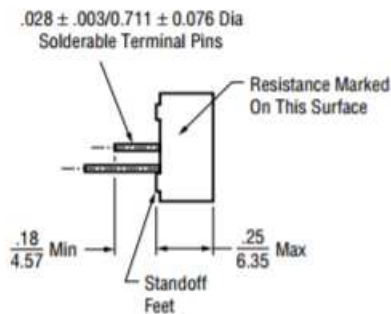
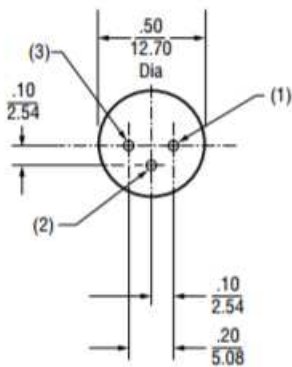


## Outline Drawings

Slot  $.250 \pm .005 / 6.350 \pm 0.127$  Long  
 $X .030 \begin{matrix} +.000 \\ -.005 \end{matrix} / 0.762 \begin{matrix} +0.000 \\ -0.127 \end{matrix}$  Wide  
 $X .035 \begin{matrix} +.000 \\ -.005 \end{matrix} / 0.889 \begin{matrix} +0.000 \\ -0.127 \end{matrix}$  Deep



Arrow And Graduations  
In Contrasting Color



### STANDARD RESISTANCE VALUES, OHMS

20	200	2K	20K	100K	500K
50	500	5K	25K	200K	1Meg
100	1K	10K	50K	250K	2Meg

General Note

TT Electronics reserves the right to make changes in product specification without notice or liability. All information is subject to TT Electronics' own data and is considered accurate at time of going to print.

TT Electronics | BI Technologies  
 4200 Bonita Place, Fullerton, CA USA 92835-1053 | Ph: +1 714-447-2300  
[www.ttelectronics.com](http://www.ttelectronics.com) | [sensors@ttelectronics.com](mailto:sensors@ttelectronics.com)