



Chipsmall Limited consists of a professional team with an average of over 10 year of expertise in the distribution of electronic components. Based in Hongkong, we have already established firm and mutual-benefit business relationships with customers from,Europe,America and south Asia,supplying obsolete and hard-to-find components to meet their specific needs.

With the principle of “Quality Parts,Customers Priority,Honest Operation,and Considerate Service”,our business mainly focus on the distribution of electronic components. Line cards we deal with include Microchip,ALPS,ROHM,Xilinx,Pulse,ON,Everlight and Freescale. Main products comprise IC,Modules,Potentiometer,IC Socket,Relay,Connector.Our parts cover such applications as commercial,industrial, and automotives areas.

We are looking forward to setting up business relationship with you and hope to provide you with the best service and solution. Let us make a better world for our industry!



Contact us

Tel: +86-755-8981 8866 Fax: +86-755-8427 6832

Email & Skype: info@chipsmall.com Web: www.chipsmall.com

Address: A1208, Overseas Decoration Building, #122 Zhenhua RD., Futian, Shenzhen, China



Bel Stewart Connector

UNSHIELDED 30 SERIES PLUG – FLAT SATIN CABLE
ASSEMBLY INSTRUCTIONS


11118 Susquehanna Trail South Glen Rock, PA 17327

STEWART CONNECTOR UNSHIELDED 30 SERIES PLUGS – FLAT SATIN CABLE ASSEMBLY INSTRUCTIONS

4 Position:



Remove $\cong 0.260''$ of cable jacket




Insert cable into plug observing correct wire order




Verify wires went to end of plug housing, then crimp


6 Position:



Remove $\cong 0.260''$ of cable jacket




Insert cable into plug observing correct wire order




Verify wires went to end of plug housing, then crimp


8 & 10 Position:



Remove $\cong 0.535''$ of cable jacket



Insert cable into plug observing correct wire order



Verify wires went to end of plug housing, then crimp