



Chipsmall Limited consists of a professional team with an average of over 10 year of expertise in the distribution of electronic components. Based in Hongkong, we have already established firm and mutual-benefit business relationships with customers from,Europe,America and south Asia,supplying obsolete and hard-to-find components to meet their specific needs.

With the principle of “Quality Parts,Customers Priority,Honest Operation,and Considerate Service”,our business mainly focus on the distribution of electronic components. Line cards we deal with include Microchip,ALPS,ROHM,Xilinx,Pulse,ON,Everlight and Freescale. Main products comprise IC,Modules,Potentiometer,IC Socket,Relay,Connector.Our parts cover such applications as commercial,industrial, and automotives areas.

We are looking forward to setting up business relationship with you and hope to provide you with the best service and solution. Let us make a better world for our industry!



## Contact us

Tel: +86-755-8981 8866 Fax: +86-755-8427 6832

Email & Skype: [info@chipsmall.com](mailto:info@chipsmall.com) Web: [www.chipsmall.com](http://www.chipsmall.com)

Address: A1208, Overseas Decoration Building, #122 Zhenhua RD., Futian, Shenzhen, China



PRODUCT NUMBER  
98424-X52-XX-XXXLF

PLATING

S = 0.38µm GOLD/GXT  
ON CONTACT AREA  
2µm MIN MATTE  
TIN ON TAIL

G = 0.76µm GOLD/GXT  
ON CONTACT AREA  
2µm MIN MATTE TIN ON TAIL

F = GOLD FLASH  
ON CONTACT AREA  
2µm MIN MATTE TIN ON TAIL

T = 2.0-6.0µm FULL MATTE TIN

1.27µm Ni MIN UNDERLAYER

NOTES:

- MATERIAL HOUSING: HIGH TEMP. THERMOPLASTIC UL-94VO  
- = STANDARD COLOR CREAM  
B = OPTIONAL COLOR BLACK
- MATERIAL TERMINAL: COPPER ALLOY
- TO DETERMINE DIMENSIONS:  
N = NUMBER OF POSITIONS PER ROW
- 7N MIN. PIN RETENTION IN EITHER DIRECTION.
- PACKAGING:  
= STANDARD PACKAGING IN POLYBAGS  
- = POLYBAGS PACKAGING WHEN POLARISATION FEATURE APPLICABLE  
U = TUBE AVAILABLE FROM 08 TO 50 POS  
A = TAPE AND REEL WITH PICK UP CAP, AS AVAILABLE  
K = TAPE AND REEL WITHOUT PICK UP CAP, AS AVAILABLE.  
C = TAPE AND REEL WITH SPECIAL LARGE CAP, ONLY FOR 98424-Y52-06CLF  
FOR ALL SPECIAL PACKAGING, FCI TO BE CONTACTED  
UV = TUBE WITHOUT PICK UP CAP FOR CUSTOMER DEDICATED PART  
AV = TAPE & REEL WITH PICK UP CAP FOR CUSTOMER DEDICATED PART  
KV = TAPE & REEL WITHOUT PICK UP CAP FOR CUSTOMER DEDICATED PART

6. DIM "C" = (N x 2) + 1.4  
EXAMPLE: N = 7  
DIM "C" = (7 x 2) + 1.4 = 15.4 mm

7. FOR POLARIZATION, SPECIFIED PIN  
EXAMPLE : A03 = ROW A, POSITION 03 TO OMIT PIN  
OMIT FROM PRODUCT NUMBER IF THIS FEATURE IS NOT APPLICABLE

8. RoHS COMPATIBLE PRODUCT SPECIFICATIONS

a - PLATING:

- "LF" MEANS THE PRODUCT IS LEAD-FREE,  
2µm MINIMUM MATTE TIN OVER 1.27µm  
MINIMUM NICKEL UNDERPLATE.

b - MANUFACTURING PROCESS COMPATIBILITY

- THE HOUSING WILL WITHSTAND EXPOSURE TO  
260°C PEAK TEMPERATURE FOR 30 SECONDES  
MAX IN A CONVECTION, INFRA-RED OR VAPOR  
PHASE OR REFLOW OVEN.

c - LABELLING:

- MEETS PACKAGING SPECS AS PER GS-14-920
- THIS PRODUCT MEETS EUROPEAN DIRECTIVES  
AND OTHER COUNTRY REGULATIONS AS DISCRIBED  
IN GS-47-0004.

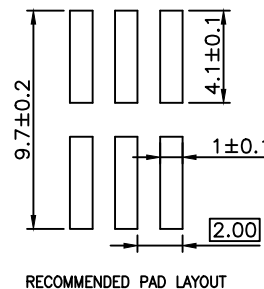
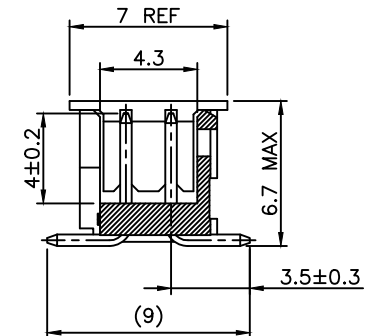
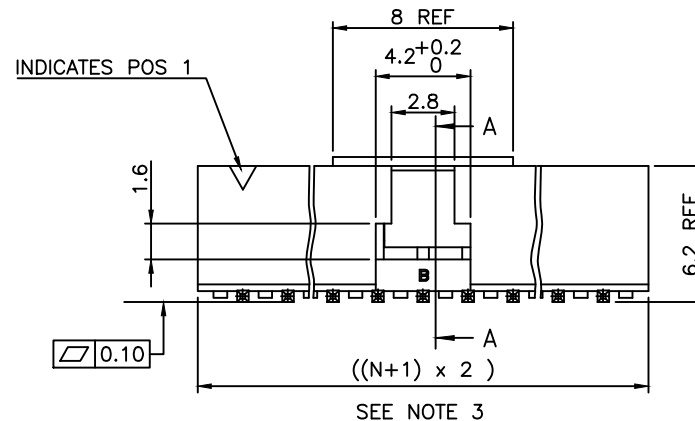
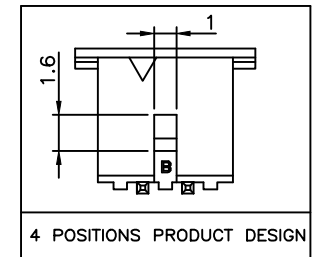
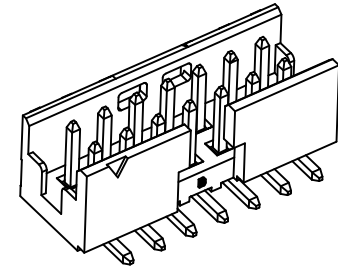
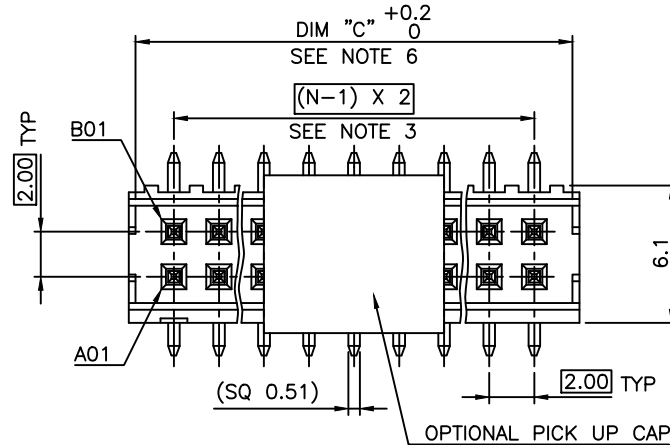
RoHS COMPATIBLE, SEE NOTE 8

POLARIZATION (SEE NOTE 7)

PACKAGING OPTIONAL LETTER (SEE NOTE 5)

TOTAL NB OF POSITIONS, 04 TO 50

COLOR OPTION NOTE 1



mat'l. code SEE NOTES				surface ISO 1302 ✓	tolerance ISO 406 ISO 1101	projection mm	product family MINITEK	
ltr	ecr no	dr	date	tolerances unless otherwise specified		mm	title SHR HEADER 2.00 VERTICAL SMT	
W	B-26204	JCA	17.02.27	angles	X.X ±0.3		dwg no 98424	
R	B-18975	LMU	14.10.01	linear	X.XX ±0.13	scale 1:1	sheet 1 of 2	
S	B-19190	LMU	14.10.24	dr	X.XXX ±0.05	FCI	size A3	
T	B-19797	AMA	14.12.16	engr	J.COMPAGNON		type CUSTOMER Drawing	
U	B-19988	LMU	15.01.13	chr				
V	F-23051	AMA	16.01.15	appd	JMC			
sheet	revision	W	A					
index	sheet	1	2					



FCIconnect.com

Copyright FCI

D

form: A3

1

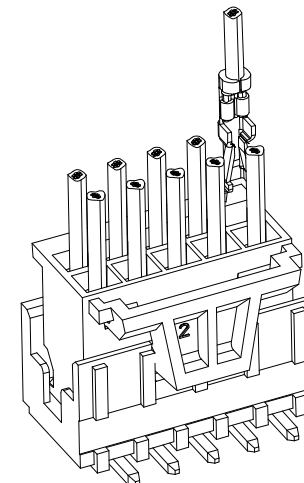
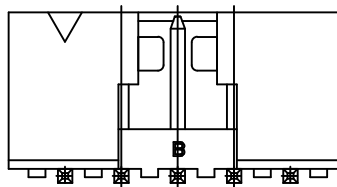
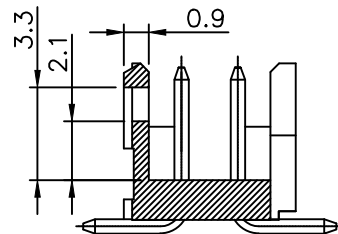
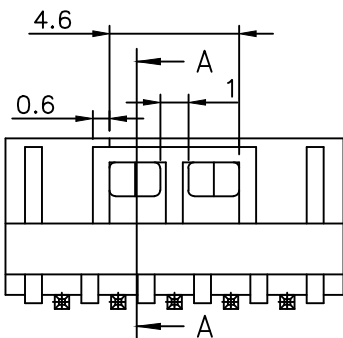
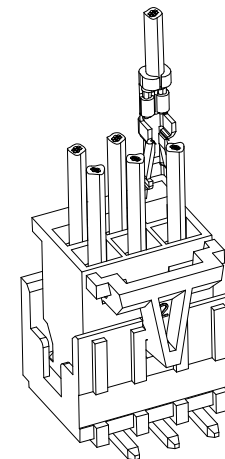
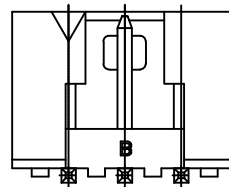
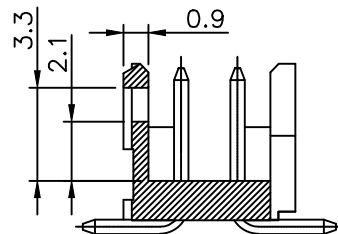
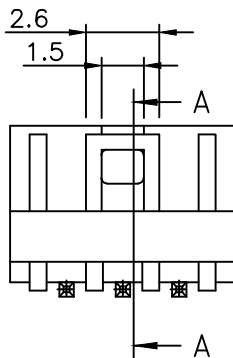
2 3

4

5

6

2x3 POS AND 2x4 POS CONFIGURATION  
NO LATCHING AVAILABLE FOR 2x2 POS



2x5 POS UP TO 2x25 POS CONFIGURATION

LATCHING FEATURES WHEN USED IN COMBINATION  
WITH ACTIVE LATCH HOUSING 10073599

mat'l. code SEE NOTES				surface ISO 1302 ✓	tolerance ISO 406 ISO 101	projection 101	product family MINITEK	
ltr	ecn no	dr	date	tolerances unless otherwise specified			title	
A	F08-0113	LMU	08.01.17	angles	linear	X.X ±0.3 X.XX ±0.13 X.XXX ±0.05	SHR HEADER 2.00 VERTICAL SMT	
				dr	L.MULIN	07.11.06	scale 1:1	
				engr	J.COMPAGNON	07.11.06	dwg no	
				chr			98424	
				appd	JM.C	07.11.06	sheet 2 of - size	
							A3	
							type	
							CUSTOMER Drawing	
sheet index	revision sheet							