



Chipsmall Limited consists of a professional team with an average of over 10 year of expertise in the distribution of electronic components. Based in Hongkong, we have already established firm and mutual-benefit business relationships with customers from,Europe,America and south Asia,supplying obsolete and hard-to-find components to meet their specific needs.

With the principle of “Quality Parts,Customers Priority,Honest Operation,and Considerate Service”,our business mainly focus on the distribution of electronic components. Line cards we deal with include Microchip,ALPS,ROHM,Xilinx,Pulse,ON,Everlight and Freescale. Main products comprise IC,Modules,Potentiometer,IC Socket,Relay,Connector.Our parts cover such applications as commercial,industrial, and automotives areas.

We are looking forward to setting up business relationship with you and hope to provide you with the best service and solution. Let us make a better world for our industry!



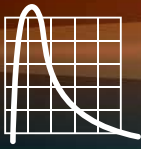
Contact us

Tel: +86-755-8981 8866 Fax: +86-755-8427 6832

Email & Skype: info@chipsmall.com Web: www.chipsmall.com

Address: A1208, Overseas Decoration Building, #122 Zhenhua RD., Futian, Shenzhen, China





NTC Inrush Current Limiter Kit

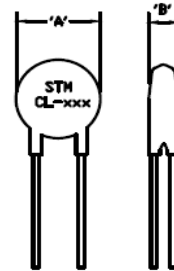
Features

- UL Approval (UL 1434 File #E82830)
- Small physical size offers design-in benefits over larger passive components
- Low cost, solid state device for inrush current suppression
- Best-in-class capacitance ratings
- Low steady resistance and accompanying power loss
- Excellent mechanical strength
- Wide operating temperature range: -58°F to 347°F (-50°C to 175°C)
- Suitable for PCB mounting
- Available with kinked or straight leads and tape and reel to EIS RS-468A for automatic insertion

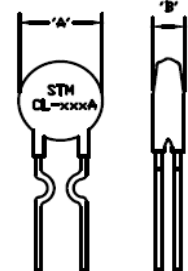
Applications

Control of inrush current in switching power supplies, fluorescent lamp, inverters, motors, etc.

STRAIGHT LEADS



KINKED LEADS



Part No. (Straight Leads)	Part No. (Kinked Leads)	Resistance @ 25°C (Ω) ±25%	*Max Steady State Current (Amps)	Max Allowable Surge Current @25C & 120 Vrms (Amps)	Max Allowable Surge Current @25C & 240 Vrms (Amps)	Max Capacitance (u Farads) @120VAC rms	Max Capacitance (u Farads) @240VAC rms	Max Energy (Joules)	Max Disc Dia 'A' (mm)	Max Disc Thick 'B' (mm)	Dissipation Constant (mW/°C)	Time Constant (sec)
CL-11	CL-11A	0.7	12	323	646	2700	675	19.44	19.56	5.59	25	100
CL-21	CL-21A	1.3	8	174	348	800	200	5.76	13.97	5.33	15	60
CL-30	CL-30A	2.5	8	91	181	6000	1500	43.20	19.56	5.59	25	100
CL-40	CL-40A	5	6	45	91	5200	1300	37.44	19.56	5.59	25	100
CL-50		7	5	32	65	5000	1250	36.00	19.56	6.6	25	120
CL-70	CL-70A	16	4	14	28	5000	1250	36.00	19.56	5.59	25	100
	CL-80A	47	3	5	10	5000	1250	36.00	19.56	5.59	25	100
CL-90	CL-90A	120	2	2	4	5000	1250	36.00	23.62	5.59	30	120
CL-110		10	3.2	23	45	600	150	4.32	10.16	4.32	8	30
CL-120	CL-120A	10	1.7	23	45	600	150	4.32	10.16	4.32	4	90
	CL-130A	50	1.6	5	9	600	150	4.32	11.43	4.32	8	30
CL-140	CL-140A	50	1.1	5	9	600	150	4.32	11.43	4.32	4	90
CL-150		5	4.7	45	91	1600	400	11.52	13.97	4.57	15	110
CL-160	CL-160A	5	2.8	45	91	1600	400	11.52	13.97	4.57	9	130
CL-170		16	2.7	14	28	1600	400	11.52	13.97	4.57	15	110
CL-180	CL-180A	16	1.7	14	28	1600	400	11.52	13.97	4.57	9	130
CL-190	CL-190A	25	2.4	9	18	800	200	5.76	13.97	4.57	15	110
CL-200	CL-200A	25	1.7	9	18	800	200	5.76	13.97	4.57	9	130
CL-210	CL-210A	30	1.5	8	15	600	150	4.32	10.16	5.08	8	30