



Chipsmall Limited consists of a professional team with an average of over 10 year of expertise in the distribution of electronic components. Based in Hongkong, we have already established firm and mutual-benefit business relationships with customers from,Europe,America and south Asia,supplying obsolete and hard-to-find components to meet their specific needs.

With the principle of "Quality Parts,Customers Priority,Honest Operation,and Considerate Service",our business mainly focus on the distribution of electronic components. Line cards we deal with include Microchip,ALPS,ROHM,Xilinx,Pulse,ON,Everlight and Freescale. Main products comprise IC,Modules,Potentiometer,IC Socket,Relay,Connector.Our parts cover such applications as commercial,industrial, and automotives areas.

We are looking forward to setting up business relationship with you and hope to provide you with the best service and solution. Let us make a better world for our industry!



Contact us

Tel: +86-755-8981 8866 Fax: +86-755-8427 6832

Email & Skype: info@chipsmall.com Web: www.chipsmall.com

Address: A1208, Overseas Decoration Building, #122 Zhenhua RD., Futian, Shenzhen, China



Series A3000, LP3000 & CB3000

Single Row Terminal Blocks

SPECIFICATIONS

Rating: A3: 30A, 600V* #12-22 AWG
 LP3: 30A, 150V #12-22 AWG
 CB3: 30A, 600V #12-22 AWG

Wire Range: #12-22 AWG Cu

Center Spacing: 0.437" or 7/16" (11.10mm)

Screw Size: #6-32 zinc-plated phillips screws.

Torque Rating: 9 lb-in.

Base: Standoffs standard for easy flux washing.

Distance Between Barriers: 0.32" (8.1mm)

Recommended PCB Hole Diameter: 0.076" (1.93mm)

Operating Temperature: 105°C (221°F) max., -40°C (-40°F) min.


Molded Material: Black, UL Rated 94V0 Thermoplastic

Breakdown Voltage: 3500V (A3 & LP3); 8200V (CB3)

Agency Information: UL File E62622, CSA 47235;

IEC Compliance, CE Certified

*30A Rating achieved with a #10 copper wire crimped to a ring terminal;
 20 Rating without ring terminal.



A31940707WR



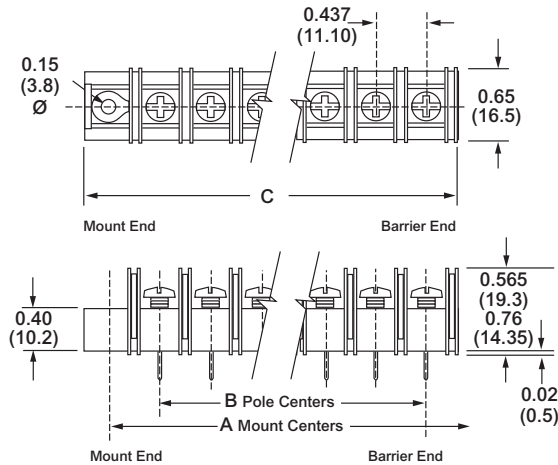
LP301105



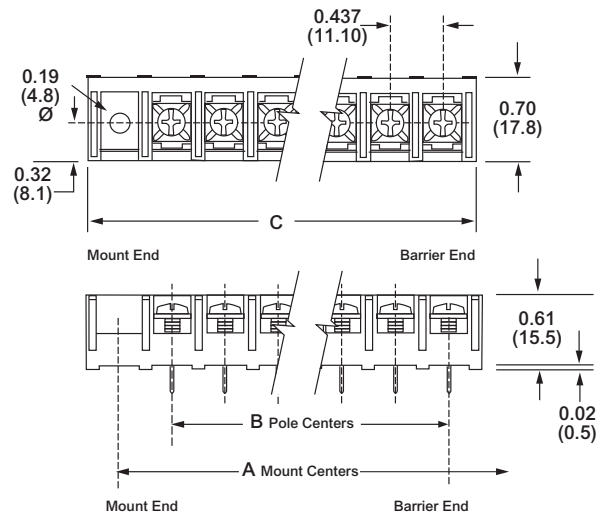
CB30220807

Dimensions - in (mm)

A3000 & LP3000 Series



CB3000 Series



Poles	MOUNTING ENDS ONLY		BARRIER & MOUNTING ENDS B Pole Ctrs.	BARRIER ENDS ONLY C Length
	A Mount Ctrs.	C Length		
02	1.31	1.73	0.43	0.98
03	1.75	2.17	0.87	1.43
04	2.18	2.61	1.31	1.87
05	2.62	3.05	1.75	2.31
06	3.06	3.48	2.18	2.75
07	3.50	3.92	2.62	3.18
08	3.93	4.36	3.06	3.62
09	4.37	4.80	3.50	4.06
10	4.81	5.23	3.93	4.50
11	5.25	5.67	4.37	4.93
12	5.68	6.11	4.81	5.37
13	6.12	6.55	5.25	5.81
14	6.56	6.98	5.68	6.25
15	7.00	7.42	6.12	6.68
16	7.43	7.86	6.56	7.12
17	7.87	8.30	7.00	7.56
18	8.31	8.73	7.43	8.00
19	8.75	9.17	7.87	8.43
20	9.18	9.60	8.31	8.87
21	9.62	10.05	8.50	9.31
22	10.06	10.48	9.18	9.75
23	10.50	10.92	9.62	10.18
24	10.93	11.36	10.06	10.62
25	11.37	11.80	10.50	11.06
26	11.81	12.23	10.93	11.50
27	-	-	11.37	11.93
28	-	-	11.81	12.37

Dimensions in inches. To convert to millimeters, multiply by 25.4.

Series A3000
Single Row Terminal Blocks

Part Numbering System

Series	Terminal Style	Base/End (Views pg. 15)	Poles	Screw Options	Options
A3					
A3 - standard barrier	<ul style="list-style-type: none"> 01 - handwired 02 - printed circuit 03 - non feed-thru 04 - wire wrap tail 05 - extended handwired 07 - extended pin 09 - 0.250 QC short 10 - 0.187 QC 19 - 0.250 QC long 	<ul style="list-style-type: none"> 1 - std. base/mount end 2 - std. base/barrier end 3* - insulator base/mount end 4* - insulator base/barrier end 5** - closed base/mount end 	<ul style="list-style-type: none"> 02 to 28 02 to 26 on mount end base 	<ul style="list-style-type: none"> 00 - screws shipped bulk 03 - stainless steel 04 - brass nickel-plated 07 - steel SEMS zinc-plated (not available with hardware options) 09 - brass SEMS nickel-plated (not available with hardware options) 07WR - steel SEMS wire ready (A3 only) CA† - captive screw 	<ul style="list-style-type: none"> AB - angle mnt. options (pg 20) A1 to A9 - 0.250" QC B1 to B9 - 0.187" QC L1 to L6 marking options (pg 27) MP, MT mounting plates (pg 20) RC - retaining clips (pg 20) R30 to R77 - right angle bends (pg 20) S1 - solder lug/flat J201*** - flat slip-on jumper OJ3***, OJ5*** & OJ7*** - over barrier jumpers Covers - (pg 28)

*Base/End Styles 3 and 4 not available with 02, 03, and 09 terminals.

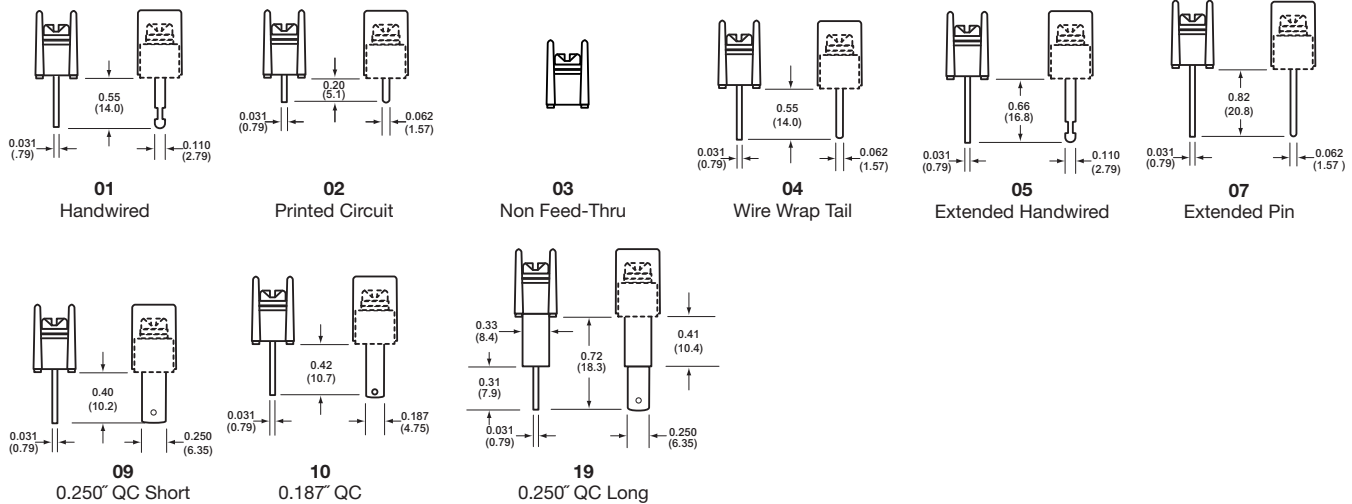
**Base/End Note: 5 Style only available with 03 terminals.

***Contact factory for configuration.

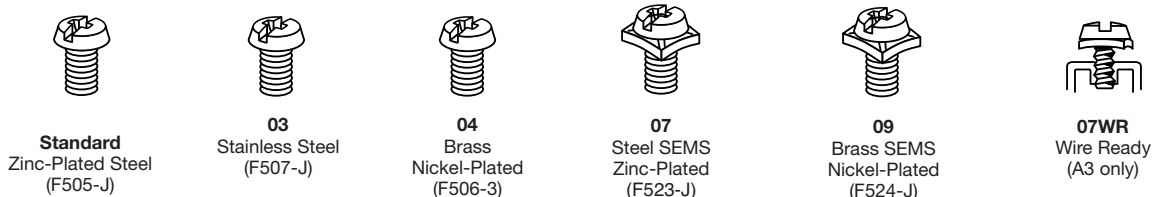
†Not compatible with 03 stainless steel screw option.

Terminal Styles

Inches (Millimeters)



Screw Options (Bulk ordering part numbers are in parentheses)



Series LP3000

Single Row Terminal Blocks

Part Numbering System

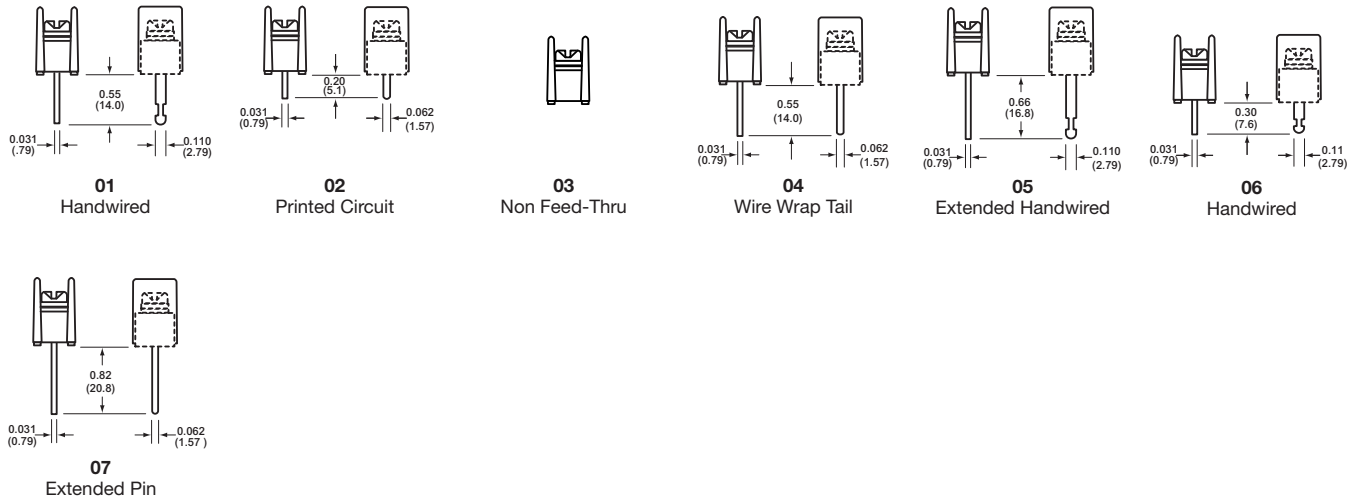
Series	Terminal Style	Base/End (Views pg. 15)	Poles	Screw Options	Options
L P 3					
LP3 - low profile barrier	<p>01 - handwired</p> <p>02 - printed circuit</p> <p>03 - non feed-thru</p> <p>04 - wire wrap tail</p> <p>05 - extended handwired</p> <p>06 - handwired</p> <p>07 - extended pin</p>	<p>1 - std. base/mount end</p> <p>2 - std. base/barrier end</p> <p>3* - insulator base/mount end</p> <p>4* - insulator base/barrier end</p> <p>5** - closed base/mount end</p>	<p>02 to 28</p> <p>02 to 26 on mount end base</p>	<p>00 - std. screw</p> <p>04 - brass nickel-plated</p> <p>07 - steel SEMS zinc-plated (not available with hardware options)</p> <p>07WR - steel SEMS wire ready (A3 only)</p> <p>CA - captive screw</p>	<p>A1 to A9 - 0.250" QC</p> <p>B1 to B9 - 0.187" QC</p> <p>L1 to L6 marking options (pg 27)</p> <p>MP mounting plates (pg 20)</p> <p>R30 to R77 - right angle bends (pg 20)</p> <p>J201*** - flat slip-on jumper</p> <p>OJ3***, OJ5*** & OJ7*** - over barrier jumpers</p> <p>Covers - (pg 28)</p>

*Base/End Style 3 and 4 only available with 01 and 05 terminals

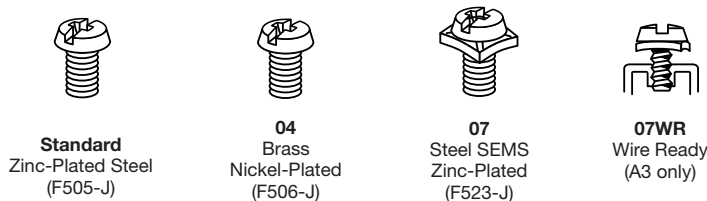
**Base/End Style 5 only available with 03 terminals.

***Contact factory for configuration.

Terminal Styles



Screw Options (Bulk ordering part numbers are in parentheses)

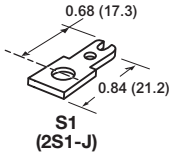


Series A3000 & LP3000
Single Row Terminal Blocks *Continued*

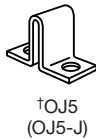
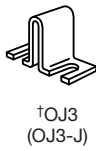
Hardware Options (Bulk ordering part numbers are in parentheses)

Inches (Millimeters)

Solder Lugs*

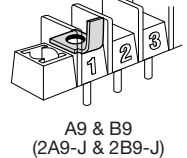
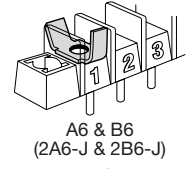
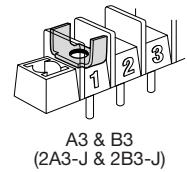
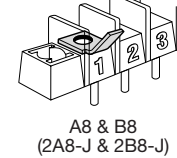
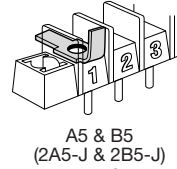
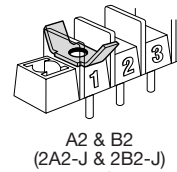
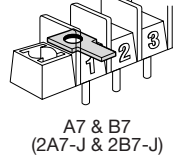
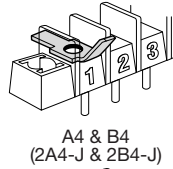
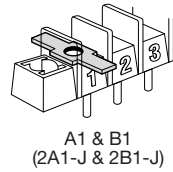


Jumpers



Quick Connects

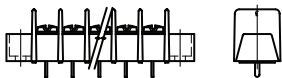
Blade Width A = 0.250" Blade Width B = 0.187"



*A3 only
†Contact factory for pole configuration.

Base/End Options

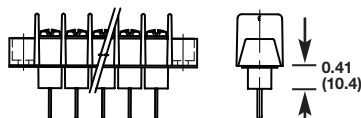
Inches (Millimeters)



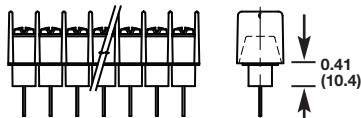
1 - Standard base/mount end



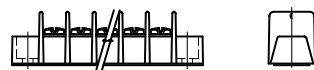
2 - Standard base/barrier end



3 - Insulator base/mount end

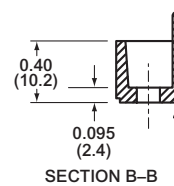
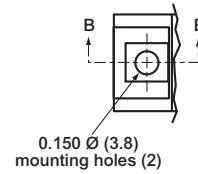


4 - Insulator base/barrier end



5 - Closed base/mount end

Mount End Details



1, 3 & 5 Mount End

Series A3000 & LP3000

Single Row Terminal Blocks *Continued*

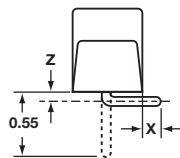
Mounting Options

Inches (Millimeters)

Right Angle Bends (A3, LP3 only)

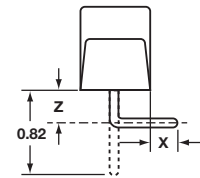
Right angle terminals are offered on the A3000 & LP3000 Series. Configurations are defined in these dimensions: X = pin extension beyond the block base; Z = length from block base to centerline of the terminal tip. Standard bends consist of the X and Z dimensions shown in the chart. Specify by adding the selected Bend Option Code to the terminal part number.

04 Terminal Bend Configurations



Bend Option Code	X (minimum)	Z	Available w/insulator base
R30	0.04	0.28	No
R35	0.01	0.23	No
R36	0.02	0.22	No
R39	0.05	0.19	No
R42	0.08	0.16	No
R46	0.12	0.12	No
R48	0.14	0.10	No
R50	0.16	0.08	No

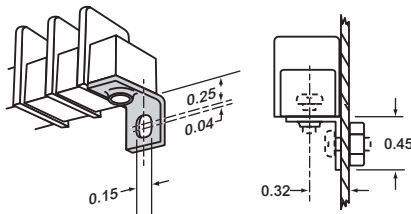
07 Terminal Bend Configurations



Bend Option Code	X (minimum)	Z	Available w/insulator base
R30	0.04	0.55	Yes
R35	0.01	0.50	Yes
R36	0.02	0.49	Yes
R50	0.16	0.35	No
R53	0.19	0.32	No
R66	0.32	0.19	No
R69	0.35	0.16	No
R75	0.41	0.10	No
R77	0.43	0.08	No

Dimensions in inches. To convert to millimeters, multiply by 25.4.

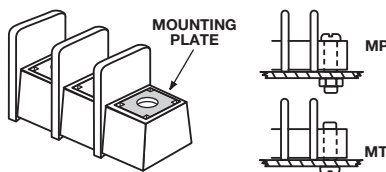
Angle Brackets (A3 only)



Option AB

Angle brackets enable block to be fastened at right angles to normal mount position. Bulk part number **2AB-J**.


Mounting Plates



Options MP & MT

MP Metal inserts with 0.150" dia. hole accept #6 screw. **MT** Metal inserts with tapped hole accept #6-32 screw. Bulk part numbers: **2MP-J**, **2MT-J**

Retaining Clip



Option RC

Use on standoff tubes. Fit panels up to 0.125" thick. Two clips for every five positions. Supplied unassembled. Bulk part number **H541-J**.

Series CB3000

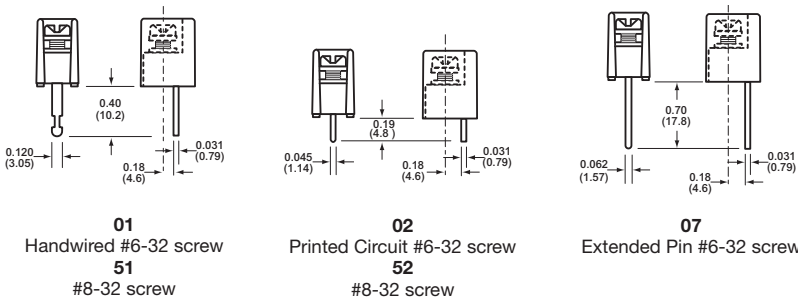
Single Row Terminal Blocks

Part Numbering System

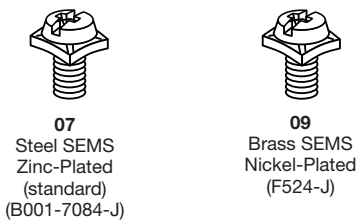
Series	Terminal Style	Base/End	Poles	Screws	Options
CB3					
CB3 - closed back	01 - handwired #6-32 screw 02 - printed circuit #6-32 screw 07 - extended pin #6-32 screw 51* - handwired #8-32 52* - printed circuit #8-32	1 - mount end 2 - barrier end	02 to 28 02 to 26 on mount end base	07 - steel SEMS (standard) 09 - brass SEMS nickel-plated CA - SEMS captive	AB - angle mounting brackets (pg 22) A7 to A9 - 0.250" QC B7 to B9 - 0.187" QC EB - exit back terminals L1 to L6 marking options (pg 27) LT1 to LT6 marking options (pg 27) MP mtg. plates (pg 22) OJ3** & OJ7** - over barrier jumpers
*Note: #8-32 screw is a special with #6-32 head. **Contact factory for configuration.					
Covers - (pg 28)					

Terminal Styles

Inches (Millimeters)




Screw Options (Bulk ordering part numbers are in parentheses)



CB3 Terminal Exit Options

Inches (Millimeters)



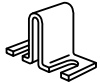
Series CB3000

Single Row Terminal Blocks *Continued*

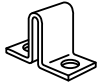
Hardware Options (Bulk ordering part numbers are in parentheses)

Inches (Millimeters)

Jumpers



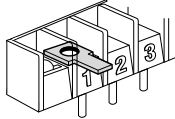
†0J3
(OJ3-J)



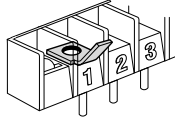
†0J7
(OJ7-J)

Quick Connects

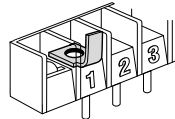
Blade Width A = 0.250". Blade Width B = 0.187".



A7 & B7
(2A7-J & 2B7-J)



A8 & B8
(2A8-J & 2B8-J)



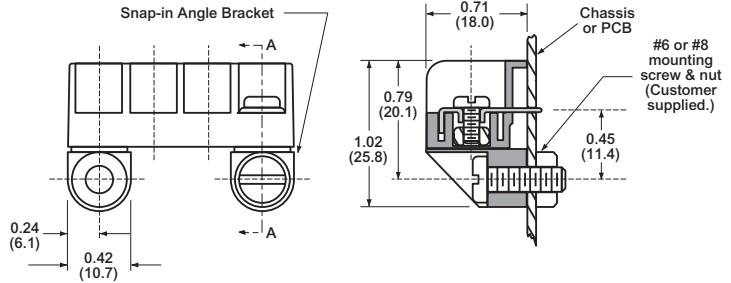
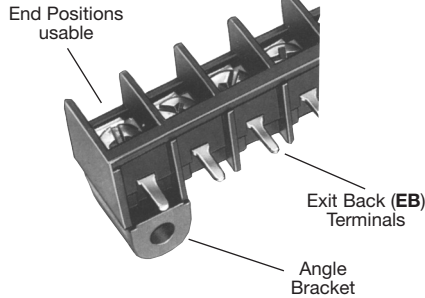
A9 & B9
(2A9-J & 2B9-J)

†Contact factory for pole configuration.

Mounting Options

Inches (Millimeters)

Right Angle Mounting Bracket

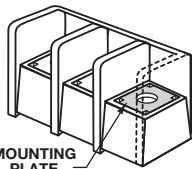


Option AB

Mounts blocks on PC boards at a right angle.

- Protects solder joints.
- Recommended for all EB (Exit Back) PCB terminal blocks.
- Bracket snaps securely on block (no hardware required).
- Minimum strip length (end positions are usable).
- Mount with #6-32 or #8-32 screws (not supplied).

Mounting Plates



Option MP
MP Metal inserts with 0.150" dia. hole accept #6 screw.