



Chipsmall Limited consists of a professional team with an average of over 10 year of expertise in the distribution of electronic components. Based in Hongkong, we have already established firm and mutual-benefit business relationships with customers from,Europe,America and south Asia,supplying obsolete and hard-to-find components to meet their specific needs.

With the principle of “Quality Parts,Customers Priority,Honest Operation,and Considerate Service”,our business mainly focus on the distribution of electronic components. Line cards we deal with include Microchip,ALPS,ROHM,Xilinx,Pulse,ON,Everlight and Freescale. Main products comprise IC,Modules,Potentiometer,IC Socket,Relay,Connector.Our parts cover such applications as commercial,industrial, and automotives areas.

We are looking forward to setting up business relationship with you and hope to provide you with the best service and solution. Let us make a better world for our industry!



Contact us

Tel: +86-755-8981 8866 Fax: +86-755-8427 6832

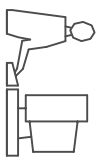
Email & Skype: info@chipsmall.com Web: www.chipsmall.com

Address: A1208, Overseas Decoration Building, #122 Zhenhua RD., Futian, Shenzhen, China

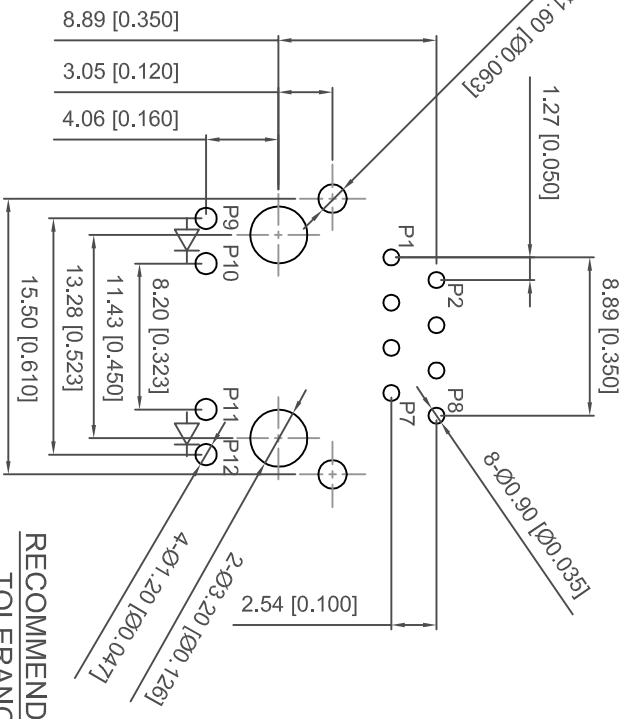
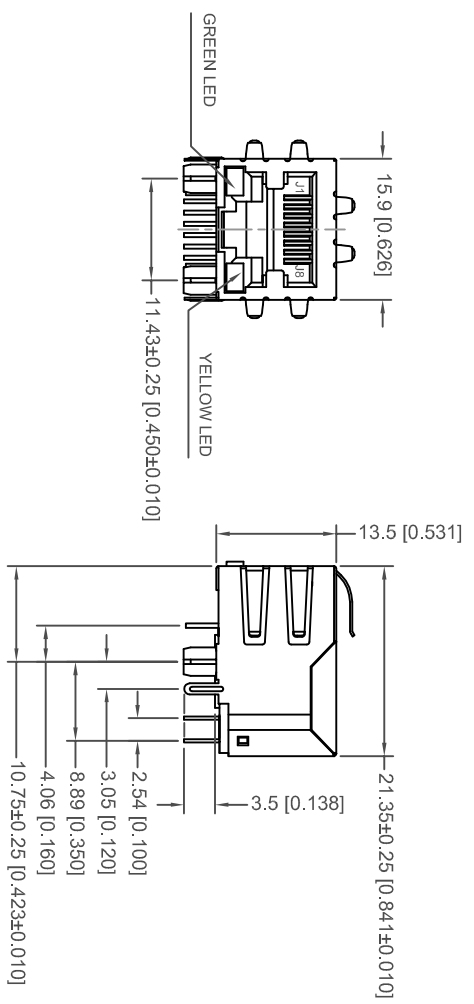


TOLERANCE UNLESS OTHERWISE SPECIFIED IN MM:
 0 ± 0.38
 0.0 ± 0.25
 0.00 ± 0.10

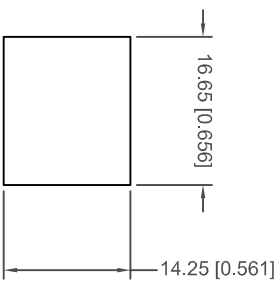
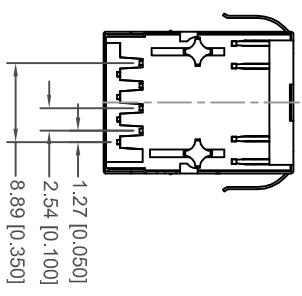
THIS IS A C.A.D. GENERATED DRAWING
 DO NOT MAKE MANUAL REVISIONS TO MASTER.



ISSUE NUMBER
 ORIGINAL
 1



RECOMMENDED P.C.B. LAYOUT
 TOLERANCE: ±0.08[±0.003]



RECOMMENDED
 PANEL CUTOUT DIMENSION

NOTES:
 1. MATERIALS:
 HOUSING: THERMOPLASTIC, UL 94V-0, COLOR: BLACK
 SHIELD: COPPER ALLOY WITH NICKEL PLATING
 CONTACTS: COPPER ALLOY PLATED WITH GOLD PLATING AND TIN IN SOLDER AREA

PART NO	GOLD PLATING THICKNESS
A63-112-331P422	GOLD FLASH PLATING
A63-113-331P422	15 MICRO INCHES OF GOLD
A63-114-331P422	30 MICRO INCHES OF GOLD
A63-115-331P422	50 MICRO INCHES OF GOLD

- OPERATING TEMPERATURE: 0°C TO +70°C
- STORAGE TEMPERATURE: -40°C TO +85°C
- MATE WITH MODULAR PLUG CONFORMING TO FCC PART 68, SUBPART F.
- RECOMMENDED TEMPERATURE FOR WAVE SOLDERING IS 260°C MAX, 10 SEC MAX
- DIMENSION: MM [INCHES]

**RJ45 MAGNETIC JACK WITH LED, 8P, 8C
 SHIELDED/10/100 Mbps FILTER**

ACAD REFERENCE NO.: A63-113-331P422

DRAWN: R.STA.MONICA DATE: OCT. 18/2011

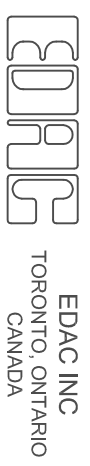
CHECKED: DATE:

PART NUMBER SEE NOTE SHEET 1 OF 2

DRAWING NUMBER A63-112-331P422 ISSUE 1



THIS SERIES FULLY CONFORMS TO THE EUROPEAN UNION DIRECTIVES 2002/95/EC AND 2002/96/EC FOR ROHS COMPLIANCY.

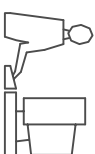


YOUR CONNECTION TO QUALITY & SERVICE

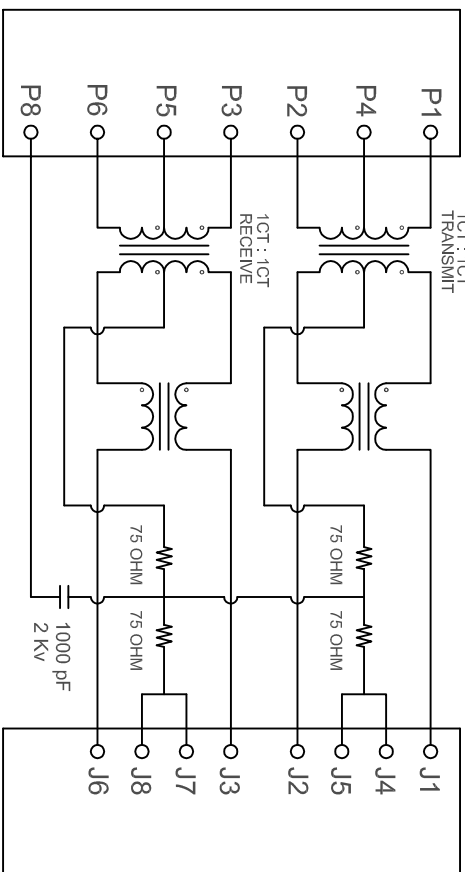
ELECTRICAL CIRCUIT:

TOLERANCE UNLESS OTHERWISE SPECIFIED IN MM:	ANGLE	X°
0	± 0.38	
0.0	± 0.25	
0.00	± 0.10	

THIS IS A C.A.D. GENERATED DRAWING
DO NOT MAKE MANUAL REVISIONS TO MASTER.

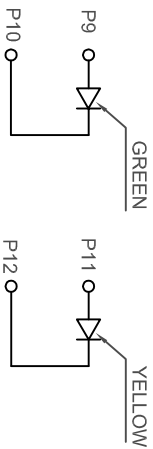


CONNECTOR SOLDER SIDE



RJ45 CONTACT SIDE

LED CIRCUIT:



LED SPECIFICATIONS (WITH FORWARD CURRENT OF 20 mA)			
STANDARD LED	WAVELENGTH	FORWARD V (MAX)	TYP
GREEN	565 nm	2.4 V	2.2 V
YELLOW	590 nm	2.5 V	2.1 V

- TEST NOTES:(25±5°C)
- 1.TR:(100KHz,0.1V);
PINS:(P1-P2):(J1-J2)=1:1±3%
PINS:(P3-P6):(J3-J6)=1:1±3%
 - 2.LX:(100KHz,100mV,8mA, DC Bias)
PINS: (P1,P2),(P3,P6)=350uH MINIMUM
 - 3.DC RESISTANCE:
PINS:(J1-J2),(J3-J6)= 1.2 OHMS MAXIMUM
 - 4.HIPOT:
PINS(P1,P2)TO(J1,J2)=1500VAC OR 2250VDC
PINS(P3,P6)TO(J3,J6)=1500VAC OR 2250VDC
 - 5.INSERTION LOSS:
-1.2dB MAXIMUM AT 100KHz TO 100MHz;
 - 6.RETURN LOSS:
-18dB MINIMUM AT 1MHz TO 30MHz;
-(18-20log(f/30))dB MINIMUM AT 30MHz TO 60MHz
-12dB MINIMUM AT 60MHz TO 80MHz
 - 7.CROSS TALK:
-35dB TYPICAL AT 1MHz TO 100MHz
 - 8.COMMON TO COMMON MODE ATTENUATION:
-30dB TYPICAL AT 30MHz TO 100MHz
 9. LEAKAGE INDUCTANCE:
PINS: P1-P2, WITH J1-J2 SHORTED=0.35 uH MAX @1MHz
PINS: P3-P6, WITH J3-J6 SHORTED=0.35 uH MAX @1MHz
 10. INTERWINDING CAPACITANCE:
PINS:(P1-P2):(J1-J2)= 35 pF MAX @1MHz
PINS:(P3-P6):(J3-J6)= 35 pF MAX @1MHz

**RJ45 MAGNETIC JACK WITH LED, 8P, 8C
SHIELDED/10/100 Mbps FILTER**

EDAC INC
TORONTO, ONTARIO
CANADA

THESE DRAWINGS AND SPECIFICATIONS ARE THE PROPERTY OF EDAC INC. AND SHALL NOT BE REPRODUCED OR COPIED OR USED AS THE BASIS FOR THE MANUFACTURE OR SALE OF APPARATUS WITHOUT WRITTEN PERMISSION.

ACAD REFERENCE NO.:	A63-113-331P422
DRAWN: R.STA.MONICA	DATE: OCT. 18/2011
CHECKED:	DATE:
PART NUMBER	
SEE NOTE	SHEET 2 OF 2
DRAWING NUMBER	ISSUE
A63-112-331P422	1



THIS SERIES FULLY CONFORMS TO THE EUROPEAN UNION DIRECTIVES 2002/95/EC AND 2002/96/EC FOR ROHS COMPLIANCY.

YOUR CONNECTION TO QUALITY & SERVICE