



Chipsmall Limited consists of a professional team with an average of over 10 year of expertise in the distribution of electronic components. Based in Hongkong, we have already established firm and mutual-benefit business relationships with customers from,Europe,America and south Asia,supplying obsolete and hard-to-find components to meet their specific needs.

With the principle of "Quality Parts,Customers Priority,Honest Operation,and Considerate Service",our business mainly focus on the distribution of electronic components. Line cards we deal with include Microchip,ALPS,ROHM,Xilinx,Pulse,ON,Everlight and Freescale. Main products comprise IC,Modules,Potentiometer,IC Socket,Relay,Connector.Our parts cover such applications as commercial,industrial, and automotives areas.

We are looking forward to setting up business relationship with you and hope to provide you with the best service and solution. Let us make a better world for our industry!



Contact us

Tel: +86-755-8981 8866 Fax: +86-755-8427 6832

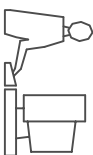
Email & Skype: info@chipsmall.com Web: www.chipsmall.com

Address: A1208, Overseas Decoration Building, #122 Zhenhua RD., Futian, Shenzhen, China

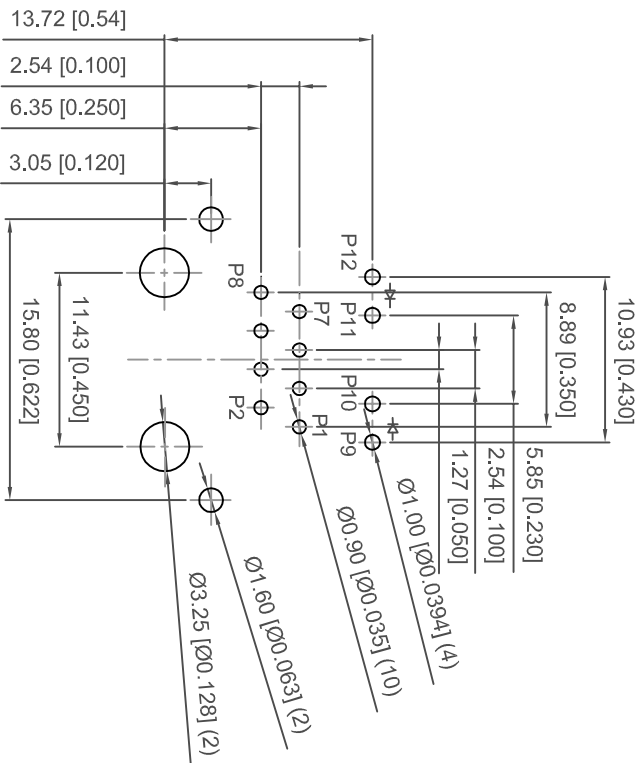
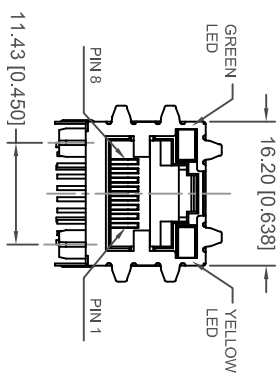
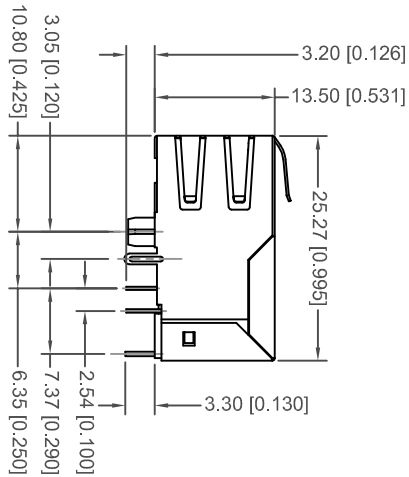


TOLERANCE UNLESS OTHERWISE SPECIFIED IN MM:
 0.0
 0.00
 0.000
 ± 0.10

THIS IS A C.A.D. GENERATED DRAWING
 DO NOT MAKE MANUAL REVISIONS TO MASTER.



ISSUE NUMBER	①
ORIGINAL	
UPDATE DRAWING	②
R.STA.MONICA	SEPT.23/2011



- NOTES:
1. MATERIALS:
 HOUSING: HIGH TEMPERATURE THERMOPLASTIC, UL 94V-0, COLOR: BLACK
 SHIELD: 0.20MM COPPER ALLOY WITH NICKEL PLATING
 CONTACTS: COPPER ALLOY PLATED WITH GOLD PLATING AND TIN IN SOLDER AREA

PART NO	GOLD PLATING THICKNESS
A63-112-231N435	GOLD FLASH PLATING
A63-113-231N435	15 MICRO INCHES OF GOLD
A63-114-231N435	30 MICRO INCHES OF GOLD

2. OPERATING TEMPERATURE: 0°C TO +70°C
3. STORAGE TEMPERATURE: -40°C TO +85°C
4. MATE WITH MODULAR PLUG CONFORMING TO FCC PART 68, SUBPART F.
5. RECOMMENDED TEMPERATURE FOR WAVE SOLDERING IS 260°C MAX, 10 SEC MAX
6. DIMENSION: MM [INCHES]

**RJ45 MAGNETIC JACK WITH LED, 8P, 8C
 SHIELDED, 10/100 Mbps FILTER**

ACAD REFERENCE NO.: A63-113-231N435

DRAWN: R.STA.MONICA DATE: NOV.19/2010

CHECKED: DATE:

PART NUMBER

SEE NOTE

SHEET 1 OF 2

DRAWING NUMBER

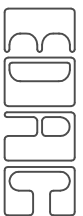
A63-112-231N435

ISSUE

2



THIS SERIES FULLY CONFORMS TO THE EUROPEAN UNION DIRECTIVES 2002/95/EC AND 2002/96/EC FOR ROHS COMPLIANCY.



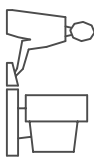
EDAC INC
 TORONTO, ONTARIO
 CANADA

YOUR CONNECTION TO QUALITY & SERVICE

THESE DRAWINGS AND SPECIFICATIONS ARE THE PROPERTY OF EDAC INC. AND SHALL NOT BE REPRODUCED OR COPIED OR USED AS THE BASIS FOR THE MANUFACTURE OR SALE OF APPARATUS WITHOUT WRITTEN PERMISSION.

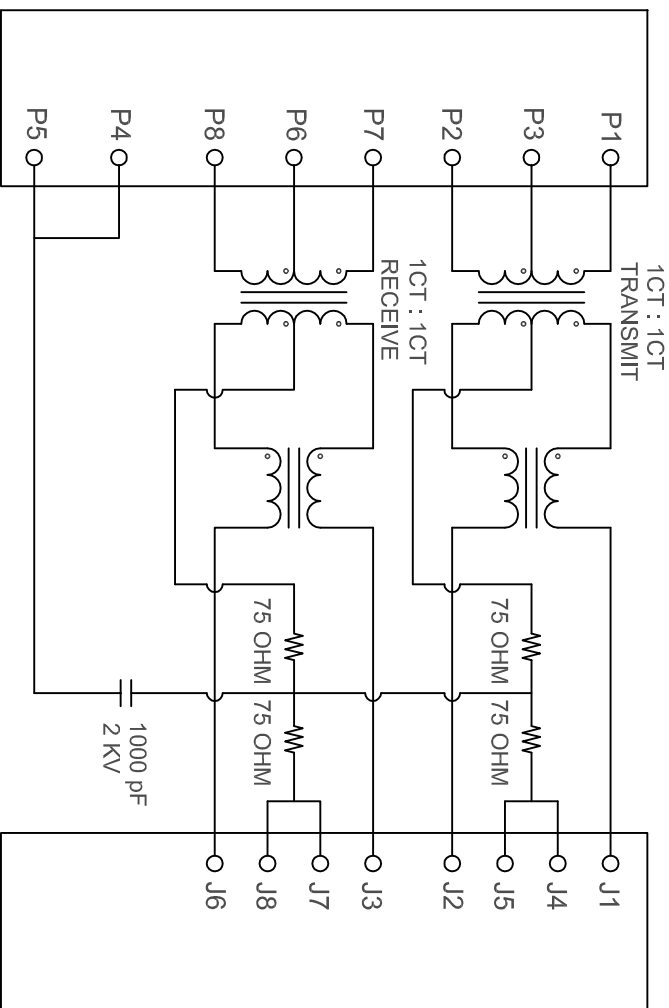
ELECTRICAL CIRCUIT:

THIS IS A C.A.D. GENERATED DRAWING
DO NOT MAKE MANUAL REVISIONS TO MASTER.



CONNECTOR SOLDER SIDE

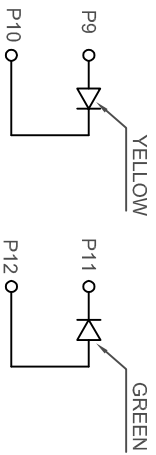
RJ45 CONTACT SIDE



TEST NOTES:(25±5°C)

- 1.TURN RATIO:(100KHZ,0.1V):
PINS:(P1-P2):(J1-J2)=1:1±3%
PINS:(P7-P8):(J3-J6)=1:1±3%
- 2.LX:(100KHZ,100mV,8mA, DC Bias)
PINS:(P1,P2),(P7,P8)=350uH MINIMUM
- 3.DCR: PINS:(J1-J2),(J3-J6)= 1.2 OHMS MAXIMUM
- 4.DIELECTRIC WITHSTAND:
PINS:(P1-P2):(J1-J2)=1500VAC OR 2250VDC
PINS:(P7-P8):(J3-J6)=1500VAC OR 2250VDC
- 5.INSERTION LOSS:
-1.2dB MAXIMUM AT 0.1MHZ TO 100MHZ
- 6.RETURN LOSS:
-18dB MINIMUM AT 1MHZ TO 30MHZ;
-(18-20log(f/30))dB MINIMUM AT 30MHZ TO 60MHZ
-12dB MINIMUM AT 60MHZ TO 80MHZ
- 7.CROSS TALK:
-35dB TYPICAL AT 1MHZ TO 100MHZ
- 8.COMMON TO COMMON MODE REJECTION:
-30dB TYPICAL AT 30MHZ TO 100MHZ
9. LEAKAGE INDUCTANCE:
PINS:(P1-P2) WITH J1 AND J2 SHORT=0.35uH MAX AT 1MHZ
PINS:(P7-P8) WITH J3 AND J6 SHORT=0.35uH MAX AT 1MHZ
10. INTERWINDING CAPACITANCE
PINS:(P1-P2):(J1-J2)=35pF MAXIMUM AT 1MHZ
PINS:(P7-P8):(J3-J6)=35pF MAXIMUM AT 1MHZ

LED CIRCUIT:



LED SPECIFICATIONS (WITH FORWARD CURRENT OF 20 mA)			
STANDARD LED	WAVELENGTH	FORWARD V (MAX)	TYP
GREEN	565 nm	2.4 V	2.2 V
YELLOW	590 nm	2.5 V	2.1 V

RJ45 MAGNETIC JACK WITH LED, 8P, 8C
SHIELDED, 10/100 Mbps FILTER

ACAD REFERENCE NO.: A63-113-231N435

DRAWN: R.STA.MONICA DATE: NOV.19/2010

CHECKED: DATE:

PART NUMBER

SEE NOTE

SHEET 2 OF 2

DRAWING NUMBER

A63-112-231N435

ISSUE

2



THIS SERIES FULLY CONFORMS TO THE
EUROPEAN UNION DIRECTIVES 2002/95/EC
AND 2002/96/EC FOR ROHS COMPLIANCY.



EDAC INC
TORONTO, ONTARIO
CANADA

YOUR CONNECTION TO QUALITY & SERVICE

THESE DRAWINGS AND SPECIFICATIONS
ARE THE PROPERTY OF EDAC INC. AND
SHALL NOT BE REPRODUCED OR COPIED
OR USED AS THE BASIS FOR THE
MANUFACTURE OR SALE OF APPARATUS
WITHOUT WRITTEN PERMISSION.