



Chipsmall Limited consists of a professional team with an average of over 10 year of expertise in the distribution of electronic components. Based in Hongkong, we have already established firm and mutual-benefit business relationships with customers from,Europe,America and south Asia,supplying obsolete and hard-to-find components to meet their specific needs.

With the principle of "Quality Parts,Customers Priority,Honest Operation,and Considerate Service",our business mainly focus on the distribution of electronic components. Line cards we deal with include Microchip,ALPS,ROHM,Xilinx,Pulse,ON,Everlight and Freescale. Main products comprise IC,Modules,Potentiometer,IC Socket,Relay,Connector.Our parts cover such applications as commercial,industrial, and automotives areas.

We are looking forward to setting up business relationship with you and hope to provide you with the best service and solution. Let us make a better world for our industry!



Contact us

Tel: +86-755-8981 8866 Fax: +86-755-8427 6832

Email & Skype: info@chipsmall.com Web: www.chipsmall.com

Address: A1208, Overseas Decoration Building, #122 Zhenhua RD., Futian, Shenzhen, China




A6ER

Piano DIP Switch

DIP Switch with a variety of assortment of Poles and Actuators in Piano Types



- The sealed bottom prevents flux penetration.
- Gold-plated contacts and terminals ensure high reliability.

RoHS Compliant



List of Models

● Models in Tube Packages

Type (actuator color)		Piano actuator (short) (Orange)	Piano actuator (long) (Orange)
No. of poles	Quantity per tube		
		2	70
3	50	A6ER-3101	A6ER-3104
4	39	A6ER-4101	A6ER-4104
5	32	A6ER-5101	A6ER-5104
6	27	A6ER-6101	A6ER-6104
7	24	A6ER-7101	A6ER-7104
8	21	A6ER-8101	A6ER-8104
9	19	A6ER-9101	A6ER-9104
10	17	A6ER-0101	A6ER-0104

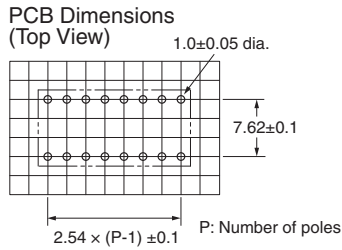

Note: Order in multiples of the package quantity.

Ratings / Characteristics

Rating (resistive load)	25 mA at 24 VDC 10 μ A (minimum current) at 3.5 VDC	
Ambient operating temperature	-20 to +70°C at 60% max. (with no icing or condensation)	
Ambient operating humidity	35% to 95% (at +5 to +35°C)	
Insulation resistance	100 M Ω min. (at 250 VDC with insulation tester)	
Contact resistance (initial value)	200 m Ω max.	
Dielectric strength	Between terminals	500 VAC for 1 min
Vibration resistance	Malfunction	10 to 55 Hz, 1.5-mm double amplitude
Shock resistance	Malfunction	300 m/s ² min.
Durability	Electrical	1,000 operations min.
Washing	Not possible	
Degree of protection	IEC IP40	
Operating force	0.29 to 9.8 N {30 to 1,000 gf}	
Weight	1.01 g (2 poles), 1.51 g (4 poles), 2.00 g (6 poles), 2.51 g (8 poles), 3.02 g (10 poles)	

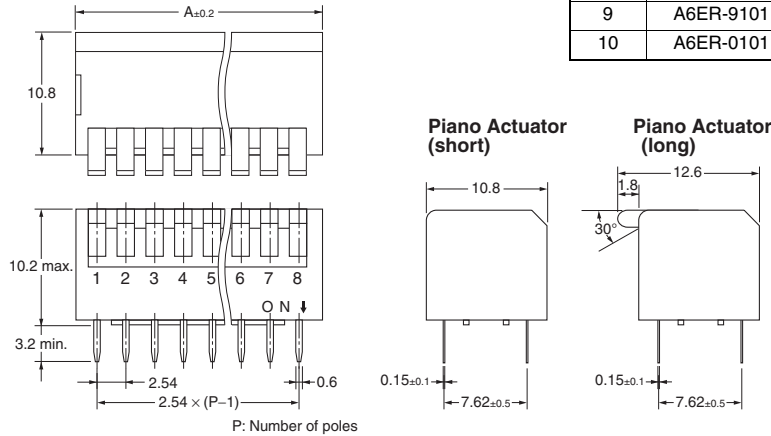

Dimensions (Unit: mm)

● Piano Actuator (Short) A6ER-□101



No. of poles	Model		Dimension A
	Piano (short)	Piano (long)	
2	A6ER-2101	A6ER-2104	6.64
3	A6ER-3101	A6ER-3104	9.18
4	A6ER-4101	A6ER-4104	11.72
5	A6ER-5101	A6ER-5104	14.26
6	A6ER-6101	A6ER-6104	16.80
7	A6ER-7101	A6ER-7104	19.34
8	A6ER-8101	A6ER-8104	21.88
9	A6ER-9101	A6ER-9104	24.42
10	A6ER-0101	A6ER-0104	26.96

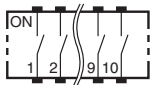
● Piano Actuator (Long) A6ER-□104



Note: Unless otherwise specified, a tolerance of ±0.4 mm applies to all dimensions.

Internal Connections

Contact Form (Top View)



Safety Precautions

Be sure to read the Safety precautions common to all DIP Switches for correct use.

- Application examples provided in this document are for reference only. In actual applications, confirm equipment functions and safety before using the product.
- Consult your OMRON representative before using the product under conditions which are not described in the manual or applying the product to nuclear control systems, railroad systems, aviation systems, vehicles, combustion systems, medical equipment, amusement machines, safety equipment, and other systems or equipment that may have a serious influence on lives and property if used improperly. Make sure that the ratings and performance characteristics of the product provide a margin of safety for the system or equipment, and be sure to provide the system or equipment with double safety mechanisms.

Note: Do not use this document to operate the Unit.