



Chipsmall Limited consists of a professional team with an average of over 10 year of expertise in the distribution of electronic components. Based in Hongkong, we have already established firm and mutual-benefit business relationships with customers from,Europe,America and south Asia,supplying obsolete and hard-to-find components to meet their specific needs.

With the principle of “Quality Parts,Customers Priority,Honest Operation,and Considerate Service”,our business mainly focus on the distribution of electronic components. Line cards we deal with include Microchip,ALPS,ROHM,Xilinx,Pulse,ON,Everlight and Freescale. Main products comprise IC,Modules,Potentiometer,IC Socket,Relay,Connector.Our parts cover such applications as commercial,industrial, and automotives areas.

We are looking forward to setting up business relationship with you and hope to provide you with the best service and solution. Let us make a better world for our industry!



Contact us

Tel: +86-755-8981 8866 Fax: +86-755-8427 6832

Email & Skype: info@chipsmall.com Web: www.chipsmall.com


Address: A1208, Overseas Decoration Building, #122 Zhenhua RD., Futian, Shenzhen, China





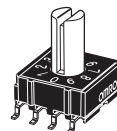
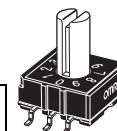
Surface-mounting Rotary DIP Switches

- Improved solder heat resistance (reflow peak solder temperature: 260 °C).
- Flat/Extended-actuator models available.
- Two different terminal arrangements allow the flexibility.

RoHS Compliant



List of Models

| Type (actuator color) | | | Top-actuated, flat (white) | | | | Top-actuated, extended actuator (white) | | | |
|-----------------------|----------------------|-----------------|----------------------------|---|-------------------|---|---|---|-------------------|---|
| | | | Tube packaging | | Embossed taping | | Tube packaging | | Embossed taping | |
| Number of positions | Terminal arrangement | Output code | Quantity per tube |  | Quantity per reel |  | Quantity per tube |  | Quantity per reel |  |
| | | | 10 | 4 × 1 | BCD Decimal | 48 | A6RS-101RF | 750 | A6RS-101RF-P | 48 |
| | 3 × 3 | A6RS-102RF | A6RS-102RF-P | A6RS-102RS | | | A6RS-102RS-P | | | |
| 16 | 4 × 1 | BCD Hexadecimal | A6RS-161RF | A6RS-161RF-P | A6RS-161RS | | A6RS-161RS-P | | | |
| | 3 × 3 | | A6RS-162RF | A6RS-162RF-P | A6RS-162RS | | A6RS-162RS-P | | | |

Note: Order in multiples of the package quantity.

Ratings/Characteristics

| | | |
|------------------------------------|---|--------------------------------------|
| Rating (resistive load) | 25 mA at 24 VDC 10 μA (minimum current) at 3.5 VDC | |
| Ambient operating temperature | -25 to +80°C at 60% max. (with no icing or condensation) | |
| Ambient operating humidity | 35% to 95% (at +5 to +35°C) | |
| Insulation resistance | 100 MΩ min. (at 250 VDC with insulation tester) | |
| Contact resistance (initial value) | 200 mΩ max. | |
| Dielectric strength | Between terminals | 250 VAC for 1 min |
| Vibration resistance | Malfunction | 10 to 55 Hz, 1.5-mm double amplitude |
| Shock resistance | Malfunction | 300 m/s ² min. |
| Durability | Electrical | 5,000 steps min. |
| Washing | Not possible | |
| Degree of protection | IEC IP60 | |
| Operating torque | 1.96 × 10 ⁻² N·m {2 gf·m} max. | |
| Weight | Top-actuated: Approx. 0.6 g (Add 0.13 g for the extended-actuator type of each model.) | |

Output Codes

10-position Models

| Position | Code | | | |
|----------|------|---|---|---|
| | 1 | 2 | 4 | 8 |
| 0 | | | | |
| 1 | ● | | | |
| 2 | | ● | | |
| 3 | ● | ● | | |
| 4 | | | ● | |
| 5 | ● | | ● | |
| 6 | | ● | ● | |
| 7 | ● | ● | ● | |
| 8 | | | | ● |
| 9 | ● | | | ● |

16-position Models

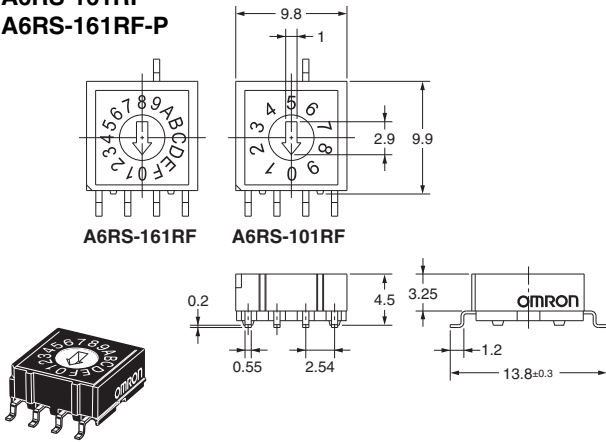
| Position | Code | | | |
|----------|------|---|---|---|
| | 1 | 2 | 4 | 8 |
| 0 | | | | |
| 1 | ● | | | |
| 2 | | ● | | |
| 3 | ● | ● | | |
| 4 | | | ● | |
| 5 | ● | | ● | |
| 6 | | ● | ● | |
| 7 | ● | ● | ● | |
| 8 | | | | ● |
| 9 | ● | | | ● |
| A | | ● | | ● |
| B | ● | ● | | ● |
| C | | | ● | ● |
| D | ● | | ● | ● |
| E | | ● | ● | ● |
| F | ● | ● | ● | ● |

Note: "●" indicates that the internal switch is ON.

■Dimensions (Unit: mm)

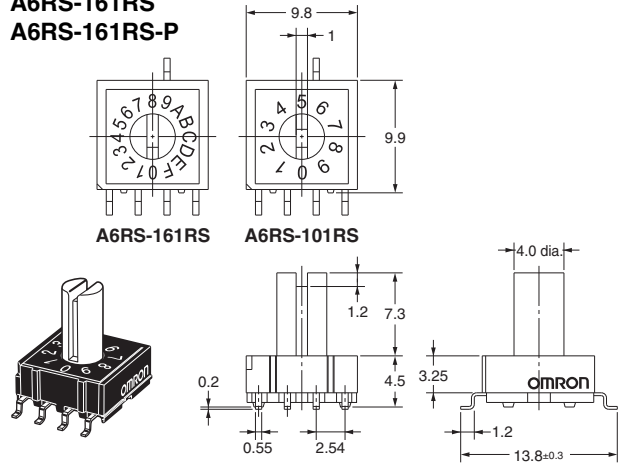
● **Top-actuated Flat Models with 4×1 Terminal Arrangement**

- A6RS-101RF
- A6RS-101RF-P
- A6RS-161RF
- A6RS-161RF-P



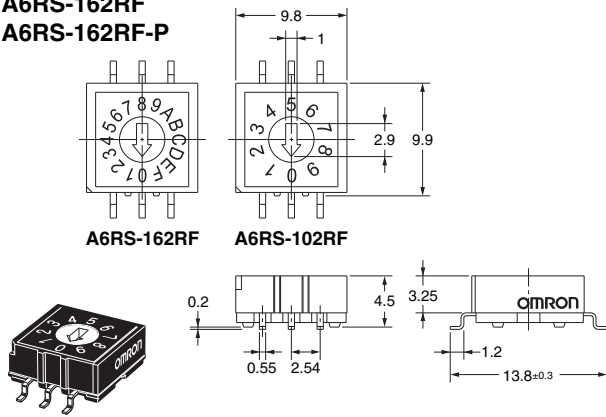
● **Top-actuated Extended-actuator Models with 4×1 Terminal Arrangement**

- A6RS-101RS
- A6RS-101RS-P
- A6RS-161RS
- A6RS-161RS-P



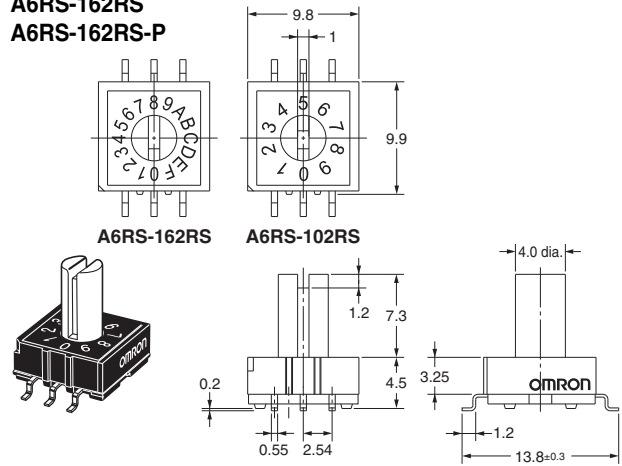
● **Top-actuated Flat Models with 3×3 Terminal Arrangement**

- A6RS-102RF
- A6RS-102RF-P
- A6RS-162RF
- A6RS-162RF-P



● **Top-actuated Extended-actuator Models with 3×3 Terminal Arrangement**

- A6RS-102RS
- A6RS-102RS-P
- A6RS-162RS
- A6RS-162RS-P

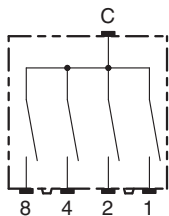


Note: Unless otherwise specified, a tolerance of ±0.4 mm applies to all dimensions.

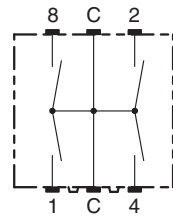
■Internal Connections

Contact Form (Top View)

4×1 Terminal Arrangement

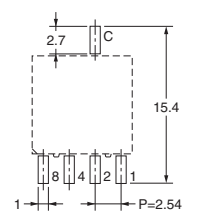


3×3 Terminal Arrangement



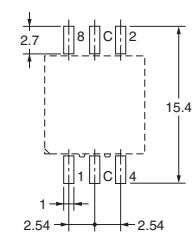
■PCB Dimensions (Top View)

4×1 Terminal Arrangement



P: Pole numbers

3×3 Terminal Arrangement



■Precautions

Be sure to read the Safety precautions common to all DIP Switches for correct use.

- Application examples provided in this document are for reference only. In actual applications, confirm equipment functions and safety before using the product.
- Consult your OMRON representative before using the product under conditions which are not described in the manual or applying the product to nuclear control systems, railroad systems, aviation systems, vehicles, combustion systems, medical equipment, amusement machines, safety equipment, and other systems or equipment that may have a serious influence on lives and property if used improperly. Make sure that the ratings and performance characteristics of the product provide a margin of safety for the system or equipment, and be sure to provide the system or equipment with double safety mechanisms.

Note: Do not use this document to operate the Unit.

OMRON Corporation
Electronic and Mechanical Components Company

Contact: www.omron.com/ecb

Cat. No. A165-E1-03
1014(0207)(O)