



Chipsmall Limited consists of a professional team with an average of over 10 year of expertise in the distribution of electronic components. Based in Hongkong, we have already established firm and mutual-benefit business relationships with customers from,Europe,America and south Asia,supplying obsolete and hard-to-find components to meet their specific needs.

With the principle of “Quality Parts,Customers Priority,Honest Operation,and Considerate Service”,our business mainly focus on the distribution of electronic components. Line cards we deal with include Microchip,ALPS,ROHM,Xilinx,Pulse,ON,Everlight and Freescale. Main products comprise IC,Modules,Potentiometer,IC Socket,Relay,Connector.Our parts cover such applications as commercial,industrial, and automotives areas.

We are looking forward to setting up business relationship with you and hope to provide you with the best service and solution. Let us make a better world for our industry!



## Contact us

Tel: +86-755-8981 8866 Fax: +86-755-8427 6832


Email & Skype: info@chipsmall.com Web: www.chipsmall.com

Address: A1208, Overseas Decoration Building, #122 Zhenhua RD., Futian, Shenzhen, China



### Standard Surface-Mounting Slide DIP Switches



- Gold-plated twin contacts ensure high reliability.
- Washable, with seal tape available.
- Models with from 1 to 10 poles meet wide needs.
- Embossed taping available for small-reel 500 pcs.



RoHS Compliant




### ■List of Models

#### Tube Packaging

No. of poles	Quantity per tube	Type		Flat actuator		Raised actuator
				Standard	With seal tape	
						
1	130		<b>A6S-1101-H</b>	<b>A6S-1102-H</b>	<b>A6S-1104-H</b>	
2	76		<b>A6S-2101-H</b>	<b>A6S-2102-H</b>	<b>A6S-2104-H</b>	
3	55		<b>A6S-3101-H</b>	<b>A6S-3102-H</b>	<b>A6S-3104-H</b>	
4	42		<b>A6S-4101-H</b>	<b>A6S-4102-H</b>	<b>A6S-4104-H</b>	
5	35		<b>A6S-5101-H</b>	<b>A6S-5102-H</b>	<b>A6S-5104-H</b>	
6	28		<b>A6S-6101-H</b>	<b>A6S-6102-H</b>	<b>A6S-6104-H</b>	
7	25		<b>A6S-7101-H</b>	<b>A6S-7102-H</b>	<b>A6S-7104-H</b>	
8	22		<b>A6S-8101-H</b>	<b>A6S-8102-H</b>	<b>A6S-8104-H</b>	
9	20		<b>A6S-9101-H</b>	<b>A6S-9102-H</b>	<b>A6S-9104-H</b>	
10	18		<b>A6S-0101-H</b>	<b>A6S-0102-H</b>	<b>A6S-0104-H</b>	

**Note:** Order in multiples of the package quantity.




## Embossed Taping (Standard reel)

Type		Flat actuator		Raised actuator	
		Standard	With seal tape		
No. of poles	Quantity per reel			Quantity per reel	
	800	<b>A6S-1101-PH</b>	<b>A6S-1102-PH</b>		800
2	900	<b>A6S-2101-PH</b>	<b>A6S-2102-PH</b>	700	<b>A6S-2104-PH</b>
3		<b>A6S-3101-PH</b>	<b>A6S-3102-PH</b>	700	<b>A6S-3104-PH</b>
4		<b>A6S-4101-PH</b>	<b>A6S-4102-PH</b>	700	<b>A6S-4104-PH</b>
5		<b>A6S-5101-PH</b>	<b>A6S-5102-PH</b>	800	<b>A6S-5104-PH</b>
6		<b>A6S-6101-PH</b>	<b>A6S-6102-PH</b>	700	<b>A6S-6104-PH</b>
7		<b>A6S-7101-PH</b>	<b>A6S-7102-PH</b>	800	<b>A6S-7104-PH</b>
8		<b>A6S-8101-PH</b>	<b>A6S-8102-PH</b>	700	<b>A6S-8104-PH</b>
9		--- (See note 2.)	<b>A6S-9102-PH</b>	700	<b>A6S-9104-PH</b>
10		--- (See note 2.)	<b>A6S-0102-PH</b>	800	<b>A6S-0104-PH</b>

Note: 1. Order in multiples of the package quantity.

2. Models with a different number of poles than those listed here can also be ordered. For details, consult your OMRON sales representative.

## Embossed Taping (Small reel)

Type		Flat actuator		Raised actuator
		Standard	With seal tape	
No. of poles	Quantity per reel			
	400	--- (See note 2.)	<b>A6S-2102-PMH</b>	--- (See note 2.)
3	400	<b>A6S-3101-PMH</b>	--- (See note 2.)	--- (See note 2.)
4		<b>A6S-4101-PMH</b>	<b>A6S-4102-PMH</b>	<b>A6S-4104-PMH</b>
6		<b>A6S-6101-PMH</b>	<b>A6S-6102-PMH</b>	<b>A6S-6104-PMH</b>
8		<b>A6S-8101-PMH</b>	<b>A6S-8102-PMH</b>	<b>A6S-8104-PMH</b>
10		<b>A6S-0101-PMH</b>	<b>A6S-0102-PMH</b>	<b>A6S-0104-PMH</b>

Note: 1. Order in multiples of the package quantity.

2. Models with a different number of poles than those listed here can also be ordered. For details, consult your OMRON sales representative.

## ■ Ratings/Characteristics

<b>Rating (resistive load)</b>	25 mA at 24 VDC 10 $\mu$ A (minimum current) at 3.5 VDC	
<b>Ambient operating temperature</b>	-20 to +70°C at 60% max. (with no icing or condensation)	
<b>Ambient operating humidity</b>	35% to 95% (at +5 to +35°C)	
<b>Insulation resistance</b>	100 M $\Omega$ min. (at 250 VDC with insulation tester)	
<b>Contact resistance (initial value)</b>	200 m $\Omega$ max.	
<b>Dielectric strength</b>	<b>Between terminals</b>	500 VAC for 1 min
<b>Vibration resistance</b>	<b>Malfunction</b>	10 to 55 Hz, 1.5-mm double amplitude
<b>Shock resistance</b>	<b>Malfunction</b>	300 m/s <sup>2</sup> min.
<b>Durability</b>	<b>Electrical</b>	1,000 operations min.
<b>Washing</b>	Standard models: Not possible, Models with seal tape: Possible, Models with raised actuators: Not possible	
<b>Degree of protection</b>	IEC IP40	
<b>Operating force</b>	0.29 to 9.8 N {30 to 1,000 gf}	
<b>Weight</b>	0.25 g (2 poles) 0.41 g (4 poles) 0.58 g (6 poles) 0.73 g (8 poles) 0.87 g (10 poles)	

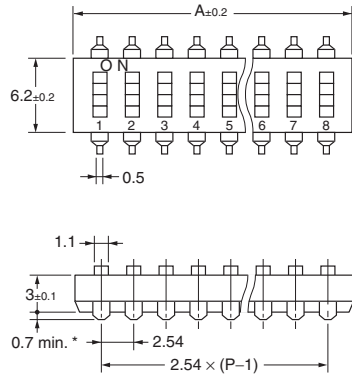



**Dimensions** (Unit: mm)

**Flat Actuator**

Standard/With Seal Tape

- A6S-□101-H
- A6S-□101-PH
- A6S-□101-PMH
- A6S-□102-H
- A6S-□102-PH
- A6S-□102-PMH

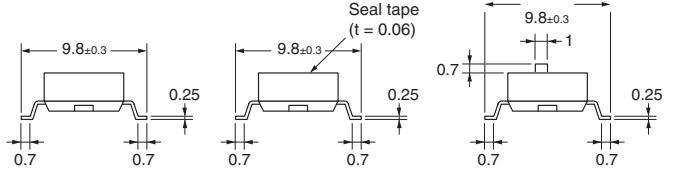


\* 1 pole type is 0 to 0.15 mm

Flat Actuator Standard


Flat Actuator With Seal Tape

Raised Actuator

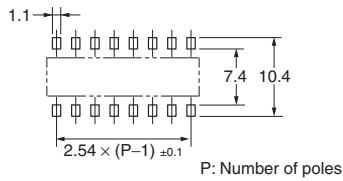


**Raised Actuator**

- A6S-□104-H
- A6S-□104-PH
- A6S-□104-PMH



PCB Dimensions (Reference) (Top View)

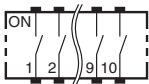


No. of poles	Model			Dimension A
	Flat Actuator		Raised Actuator	
	Standard	With Seal Tape		
1	A6S-1101-H	A6S-1102-H	A6S-1104-H	3.48
2	A6S-2101-H	A6S-2102-H	A6S-2104-H	6.02
3	A6S-3101-H	A6S-3102-H	A6S-3104-H	8.56
4	A6S-4101-H	A6S-4102-H	A6S-4104-H	11.10
5	A6S-5101-H	A6S-5102-H	A6S-5104-H	13.64
6	A6S-6101-H	A6S-6102-H	A6S-6104-H	16.18
7	A6S-7101-H	A6S-7102-H	A6S-7104-H	18.72
8	A6S-8101-H	A6S-8102-H	A6S-8104-H	21.26
9	A6S-9101-H	A6S-9102-H	A6S-9104-H	23.80
10	A6S-0101-H	A6S-0102-H	A6S-0104-H	26.34

Note: Unless otherwise specified, a tolerance of ±0.4 mm applies to all dimensions.

**Internal Connections**

Contact Form (Top View)



**Precautions**

Be sure to read the Safety precautions common to all DIP Switches for correct use.

- Application examples provided in this document are for reference only. In actual applications, confirm equipment functions and safety before using the product.
- Consult your OMRON representative before using the product under conditions which are not described in the manual or applying the product to nuclear control systems, railroad systems, aviation systems, vehicles, combustion systems, medical equipment, amusement machines, safety equipment, and other systems or equipment that may have a serious influence on lives and property if used improperly. Make sure that the ratings and performance characteristics of the product provide a margin of safety for the system or equipment, and be sure to provide the system or equipment with double safety mechanisms.

**Note: Do not use this document to operate the Unit.**

**OMRON Corporation**  
Electronic and Mechanical Components Company

Contact: [www.omron.com/ecb](http://www.omron.com/ecb)

Cat. No. A211-E1-03  
0117(0207)(O)