



Chipsmall Limited consists of a professional team with an average of over 10 year of expertise in the distribution of electronic components. Based in Hongkong, we have already established firm and mutual-benefit business relationships with customers from,Europe,America and south Asia,supplying obsolete and hard-to-find components to meet their specific needs.

With the principle of “Quality Parts,Customers Priority,Honest Operation,and Considerate Service”,our business mainly focus on the distribution of electronic components. Line cards we deal with include Microchip,ALPS,ROHM,Xilinx,Pulse,ON,Everlight and Freescale. Main products comprise IC,Modules,Potentiometer,IC Socket,Relay,Connector.Our parts cover such applications as commercial,industrial, and automotives areas.

We are looking forward to setting up business relationship with you and hope to provide you with the best service and solution. Let us make a better world for our industry!



Contact us

Tel: +86-755-8981 8866 Fax: +86-755-8427 6832

Email & Skype: info@chipsmall.com Web: www.chipsmall.com

Address: A1208, Overseas Decoration Building, #122 Zhenhua RD., Futian, Shenzhen, China




Piano DIP Switch

A6SR

Low-profile Piano DIP Switches with a Standard Pitch of 2.54 mm for Continuous Mounting.

- Low-profile design with a height of only 5 mm and a 2.54-mm pitch for continuous mounting.
- Models available with 2, 4, 6, 8, or 10 poles.
- Gold-plated twin contacts with slide-type self-cleaning mechanism for high reliability.

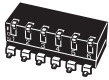

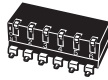



RoHS Compliant

Application

Mode setting of MPU
Modem
Controller of servo motor
Coin changer
Program controller

List of Models

Packaging		Tube packaging		Minimum packing unit	Embossed taping packaging	
Type (color of actuator)		Short actuator (White)	Long actuator (White)		Short actuator (White)	Long actuator (White)
No. of poles	Minimum packing unit					
2	95	A6SR-2101	A6SR-2104	700	A6SR-2101-P	A6SR-2104-P
4	47	A6SR-4101	A6SR-4104		A6SR-4101-P	A6SR-4104-P
6	31	A6SR-6101	A6SR-6104		A6SR-6101-P	A6SR-6104-P
8	23	A6SR-8101	A6SR-8104		A6SR-8101-P	A6SR-8104-P
10	18	A6SR-0101	A6SR-0104		A6SR-0101-P	A6SR-0104-P

Note: Orders must be made in integral multiples of the quantities given for each tube. Switches are not sold individually.

Ratings/Characteristics

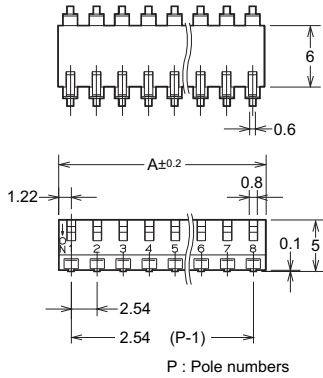
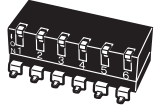
Rating (resistive load)	25 mA at 24 VDC 10 μ A (minimum current) at 3.5 VDC	
Ambient operating temperature	-20 to +70°C at 60% max. (with no icing or condensation)	
Ambient operating humidity	35% to 95% (at +5 to +35°C)	
Insulation resistance	100 M Ω min. (at 250 VDC with insulation tester)	
Contact resistance (initial value)	200 m Ω max.	
Dielectric strength	Between terminals	500 VAC for 1 min
Vibration resistance	Malfunction	10 to 55 Hz, 1.5-mm double amplitude
Shock resistance	Malfunction	300 m/s ² min.
Durability	Electrical	1,000 operations min.
Washing	Not possible	
Degree of protection	IEC IP40	
Operating force	0.29 to 7.8 N {30 to 795 gf}	
Weight	0.24 g (2 poles), 0.48 g (4 poles), 0.73 g (6 poles), 0.97 g (8 poles), 1.22 g (10 poles)	

Dimensions (Unit: mm)

● SMT terminal

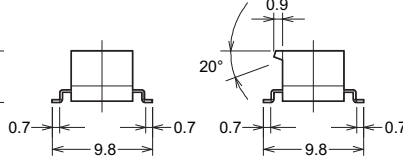
Short actuator / Long actuator

- A6SR-□101
- A6SR-□101-P
- A6SR-□104
- A6SR-□104-P

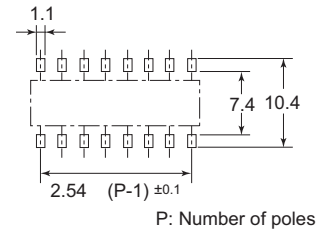


Short actuator

Long actuator



Dimensions of PCB Pad (Top View)

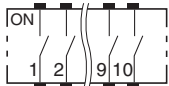


No. of poles	Model		Dimension A
	Short actuator	Long actuator	
2	A6SR-2101	A6SR-2104	4.98
4	A6SR-4101	A6SR-4104	10.06
6	A6SR-6101	A6SR-6104	15.14
8	A6SR-8101	A6SR-8104	20.22
10	A6SR-0101	A6SR-0104	25.30

Note: Unless otherwise specified, a tolerance of ±0.4 mm applies to all dimensions.

Internal Connections

Contact Form (Top View)



Precautions

Be sure to read the Safety precautions common to all DIP Switches for correct use.

- Application examples provided in this document are for reference only. In actual applications, confirm equipment functions and safety before using the product.
- Consult your OMRON representative before using the product under conditions which are not described in the manual or applying the product to nuclear control systems, railroad systems, aviation systems, vehicles, combustion systems, medical equipment, amusement machines, safety equipment, and other systems or equipment that may have a serious influence on lives and property if used improperly. Make sure that the ratings and performance characteristics of the product provide a margin of safety for the system or equipment, and be sure to provide the system or equipment with double safety mechanisms.

Note: Do not use this document to operate the Unit.

OMRON Corporation
Electronic and Mechanical Components Company

Contact: www.omron.com/ecb

Cat. No. A210-E1-02
1014(0207)(O)