



Chipsmall Limited consists of a professional team with an average of over 10 year of expertise in the distribution of electronic components. Based in Hongkong, we have already established firm and mutual-benefit business relationships with customers from,Europe,America and south Asia,supplying obsolete and hard-to-find components to meet their specific needs.

With the principle of “Quality Parts,Customers Priority,Honest Operation,and Considerate Service”,our business mainly focus on the distribution of electronic components. Line cards we deal with include Microchip,ALPS,ROHM,Xilinx,Pulse,ON,Everlight and Freescale. Main products comprise IC,Modules,Potentiometer,IC Socket,Relay,Connector.Our parts cover such applications as commercial,industrial, and automotives areas.

We are looking forward to setting up business relationship with you and hope to provide you with the best service and solution. Let us make a better world for our industry!



## Contact us

Tel: +86-755-8981 8866 Fax: +86-755-8427 6832

Email & Skype: info@chipsmall.com Web: www.chipsmall.com

Address: A1208, Overseas Decoration Building, #122 Zhenhua RD., Futian, Shenzhen, China



### FEATURES

- Encapsulated compact AC-DC power supply
- Single-, Dual- and Triple Output Models
- Over Load and Over Voltage Protection
- 3 Mounting Package Versoins:
  - Solder pins for direct PCB mount
  - Screw terminal block for chassis mount
  - DIN-Rail Mounting
- Universal Input voltage range 85-264 VAC, 47-440 Hz
- 3kVAC Isolatoin, Protection Class II level
- UL/UL/IEC/EN 60950-1 Certified , CE Marked
- UL508 Approval (Selective)
- Lead free, RoHs Compliant
- 3 Year Product Warranty



The AA15S/D/T series , isolated fully encapsulated 15W AC/DC power module with 3,000VAC isolation. With Universal input voltage 85-264VAC and International safety approvals, these power modules are ideal for applications in commercial and industrial electronic equipment. These isolated AC/DC converters are the latest offering from a world leader in power systems technology and manufacturing — Delta Electronics, Inc. With creative design technology and optimization of component placement, these converters possess outstanding electrical and thermal performance, as well as extremely high reliability under highly stressful operating conditions. industrial electronic equipment.

### Model List

Model Number	Output Voltage	Output Current Max. mA	Input Current 115VAC, 60Hz		Max. capacitive Load μF	Efficiency (typ.) @Max. Load %	UL60950-1 Approval	UL508 Approval
			@Max. Load mA(typ.)	@No Load mA(typ.)				
	VDC							
AA15S0500A	5	3000	290	30	3900	75	○	○
AA15S1200A	12	1250	275	30	2200	79	○	○
AA15S1500A	15	1000	275	30	2200	79	○	○
AA15S2400A	24	625	275	30	1000	79	○	○
AA15S4800A	48	310	273	30	680	79	○	○
AA15D1212A	±12	±650	275	30	*1500	79	○	○
AA15D1515A	±15	±500	275	30	*1500	79	○	○
AA15D0512A	5	1500	302	30	2000	72	○	
	*12	625			1500			
AA15T051212A	5	2000	290	30	2200	74	○	
	*12	200			1500			
	*-12	-200			1500			
	*5	2000			2200			
AA15T051515A	*15	150	284	30	1500	74	○	
	*-15	-150			1500			

\* Output voltage accuracy 4% max.

\* For each output



## Input Characteristics

Parameter	Model	Min.	Typ.	Max.	Unit
Input Voltage Range	All Models	85	---	264	VAC
Input Frequency Range		47	---	440	Hz
Input Voltage Range		120	---	370	VDC
Inrush Current (Cold Start at 25°C)	115VAC	---	---	15	A
	230VAC	---	---	30	A

## Output Characteristics

Parameter	Conditions	Min.	Typ.	Max.	Unit	
Output Voltage Accuracy		---	±1.0	±2.0	%	
Line Regulation	Vin=Min. to Max.	---	±0.5	±1.0	%	
Load Regulation	Iout=Min. to Max.	Single Output Models	---	±0.5	±1.0	%
		Dual/ Triple Output Models	---	±2.5	±5.0	%
Cross Regulation- Dual Positives / Triple Output	Vo1	Measured output Io = 20% to 100% of rated load Other output(s) set at 50% of rated load	---	±1.0	---	%
	Vo2		---	±2.5	---	%
	Vo3		---	±2.5	---	%
Ripple & Noise (20MHz)	5VDC Output Models	---	1.5	1.8	%V <sub>PP</sub> of	
	Other Output Models	---	0.8	1.0	%V <sub>PP</sub> of	
Minimum Load		---	10	---	%Inom.	
Over Voltage Protection	Zener diode clamp	---	120	---	% of Vo	
Temperature Coefficient		---	±0.01	±0.02	%/°C	
Overshoot		---	---	5	% Vout	
Current Limitation	Foldback, auto-recovery (long term overload condition may cause damage)	105	---	---	%Inom.	
Short Circuit Protection	Hiccup mode, indefinite (automatic recovery)					

## General Characteristics

Parameter	Conditions	Min.	Typ.	Max.	Unit
I/O Isolation Voltage	Input to Output, 60 Seconds	3000	---	---	VACrms
I/O Isolation Resistance	500 VDC	100	---	---	MΩ
Switching Frequency		---	100	---	KHz
Hold-up Time		---	20	---	ms
MTBF (calculated)	MIL-HDBK-217F@25°C, Ground Benign	280,000	---	---	Hours
EMC Emission	Conducted and radiated	EN 55011 class B, EN 55022 class B, FCC part 15 class B			
EMC Immunity according EN61000-6-1	Standard	Specification Requirement			Performance Criteria
	EN61000-4-2	Air ±8KV Cont. ±4KV			B
	EN61000-4-3	80~1000MHz, 10V/m 80% AM, 1KHz modulation			A
	EN61000-4-4	AC port ±2KV DC, SL, TL ±2KV not less than 1 min.			B
	EN61000-4-5	1.2/50uS(8/20uS) AC dif. ±1KV DC ±0.5KV			B
	EN61000-4-6	0.15~80MHz, 10Vrms (functional earth ports included)			B
		80% AM, 1KHz modulation			
	EN61000-4-8	50Hz/60Hz, 30A/m			A
EN61000-4-11	30%, 10ms			B	
	60%, 100ms, 95%, 5000ms			C	
Protection Class II		According IEC/EN 60536			
Safety Approvals		cUL/UL 60950-1, IEC/EN 60950-1 UL508 for selective models			



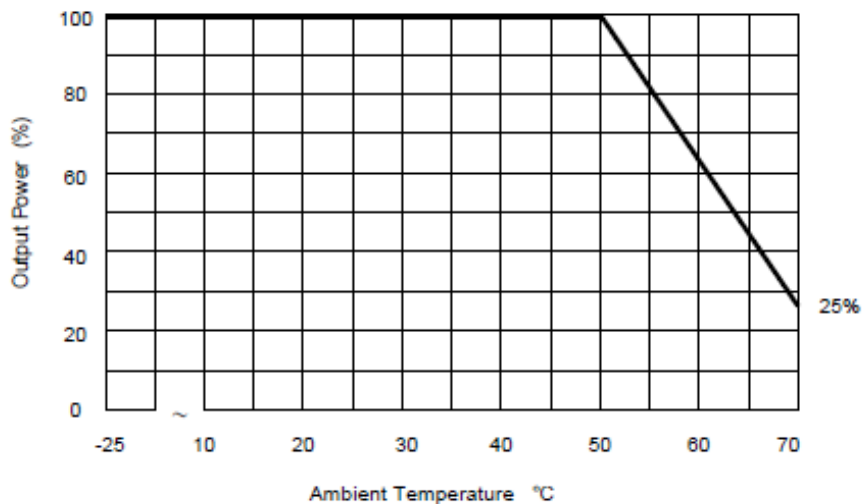
## Input Fuse

All Models	
Built-in Fuse	2A / 250VAC
External Fuse (Recommended)	1.5A Slow – Blow Type

## Environmental Specifications

Parameter	Conditions		
Temperature Range (operational)	Ambient	-25°C	+70°C
Storage Temperature Range		-40°C	+85°C
Over Temperature Protection	at 90°C (automatic recovery at 67°C)		
Cooling	Free-Air convection		
Humidity (non condensing)		---	95 % rel. H

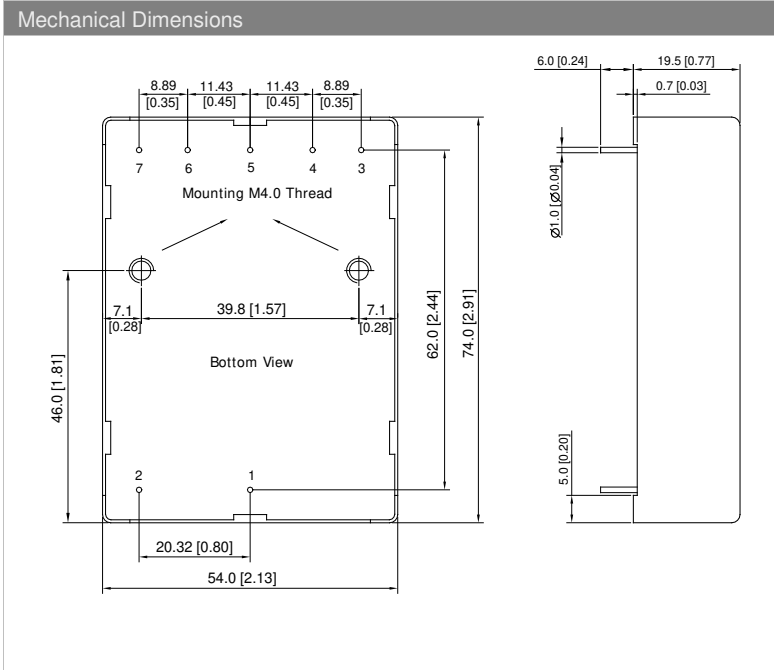
## Power Derating Curve



## Notes

- 1 All Specifications typical at Ta=+25°C, resistive load, 115VAC, 60Hz input voltage and after warm-up time rated output current unless otherwise noted.
- 2 Ripple & Noise measurement bandwidth is 0~20 MHz
- 3 These power modules require a minimum output loading to maintain specified regulation, operation under no-load conditions will not damage the power supplies however they may not meet all listed specifications.
- 4 Other input and output voltage may be available, please contact us for custom solution
- 5 Specifications are subject to change anytime without notice

## Mechanical Drawing PCB Mount



**Pin Connections**

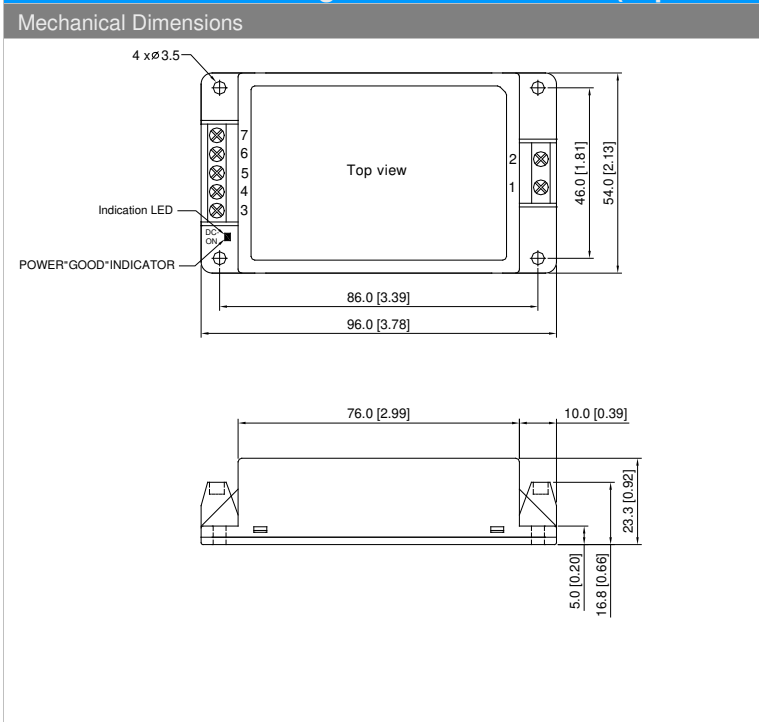
Pin	Single	Dual ( $\pm 12, \pm 15$ )	Dual (0512)	Triple
1	AC(N) – AC Neutral			
2	AC(L) – AC Line			
3	No Pin			-Vout3
4	-Vout	-Vout	-Vout2	Common
5	No Pin	Common	+Vout2	+Vout2
6	+Vout	+Vout	-Vout1	-Vout1
7	No Pin		+Vout1	+Vout1

- ▶ All dimensions in mm (inches)
- ▶ Tolerance:  $\pm 0.5$  ( $\pm 0.02$ )
- ▶ Pin diameter  $\Leftrightarrow 1.0 \pm 0.1$  ( $0.04 \pm 0.004$ )

## Physical Outline

Case Size	: 74.0x54.0x19.5mm (2.91x2.13x0.77 inches)
Case Material	: Plastic resin + Fiberglass (flammability to UL 94V-0 rated)
Pin Material	: Copper Alloy with Gold Plate Over Nickel Subplate
Weight	: 174g

## Mechanical Drawings Chassis Mount (Option code, suffix C)



**Connections**

Terminal	Single	Dual ( $\pm 12, \pm 15$ )	Dual (0512)	Triple
1	AC(N) – AC Neutral			
2	AC(L) – AC Line			
3	NC			-Vout3
4	-Vout	-Vout	-Vout2	Common
5	NC	Common	+Vout2	+Vout2
6	+Vout	+Vout	-Vout1	-Vout1
7	NC		+Vout1	+Vout1

NC: No Connection

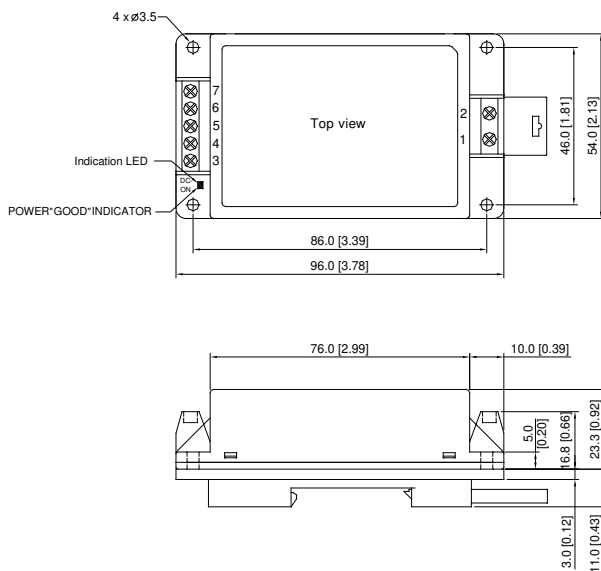
- ▶ All dimensions in mm (inches)
- ▶ Tolerance:  $X.X \pm 0.5$  ( $X.XX \pm 0.02$ )  
 $X.XX \pm 0.25$  ( $X.XXX \pm 0.01$ )
- ▶ Pin pitch tolerance:  $\pm 0.25$  (0.01)

## Physical Outline

Case Size	: 96.0x54.0x23.3mm (3.78x2.13x0.92 inches)
Case Material	: Plastic resin + Fiberglass (flammability to UL 94V-0 rated)
Weight	: 162g

## Mechanical Drawings Chassis Mounting with DIN Rail Kit (Option code, suffix D)

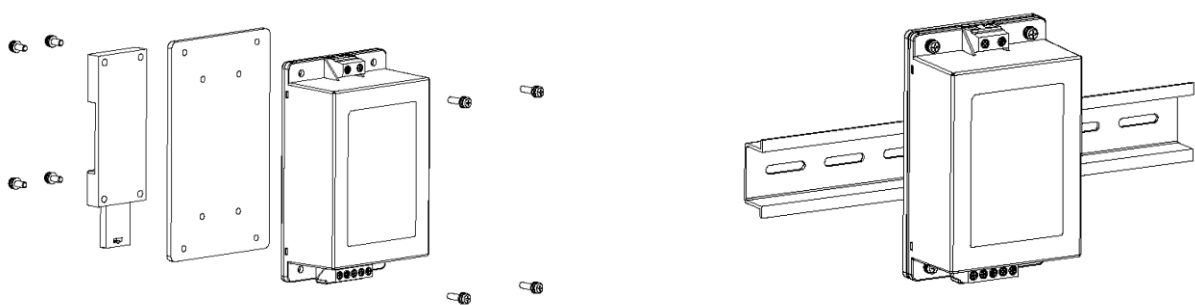
### Mechanical Dimensions



## Physical Outline

Case Size	: 96.0x54.0x23.3mm (3.78x2.13x0.92 inches)
Case Material	: Plastic resin + Fiberglass (flammability to UL 94V-0 rated)
Weight	: 216g

## DIN-Rail Mounting Kit





Part Numbering System							
A	A	15	T	05	12	12	A
Product typ	Family series	Watt	Number of Outputs	Output Voltage I	Output Voltage II	Output Voltage III	Option Code
AC/DC Power Module	Industrial application	15 -15W	S - Single	05 - 5V	00 - not applicable	12 - 12V	A - PCB Mount
			D - Dual	12 - 12V	12 - 12V	15 - 15V	C - Chassis Mount
			T - Triple	15 - 15V	15 - 15V		D - Din Rail Mount
				24 - 24V			
				48 - 48V			

**CONTACT:** [www.deltaww.com/dc/dc](http://www.deltaww.com/dc/dc)

**USA:**

Telephone:  
 East Coast: 978-656-3993  
 West Coast: 510-668-5100  
 Fax: (978) 656 3964  
 Email: [DCDC@delta-corp.com](mailto:DCDC@delta-corp.com)

**Europe:**

Phone: +31-20-655-0967  
 Fax: +31-20-655-0999  
 Email: [DCDC@delta-es.com](mailto:DCDC@delta-es.com)

**Asia & the rest of world:**

Telephone: +886 3 4526107  
 ext 6220~6224  
 Fax: +886 3 4513485  
 Email: [DCDC@delta.com.tw](mailto:DCDC@delta.com.tw)

**WARRANTY**

Delta offers a three(3) years limited warranty. Complete warranty information is listed on our web site or is available upon request from Delta.

Information furnished by Delta is believed to be accurate and reliable. However, no responsibility is assumed by Delta for its use, nor for any infringements of patents or other rights of third parties, which may result from its use. No license is granted by implication or otherwise under any patent or patent rights of Delta. Delta reserves the right to revise these specifications at any time, without notice