



Chipsmall Limited consists of a professional team with an average of over 10 year of expertise in the distribution of electronic components. Based in Hongkong, we have already established firm and mutual-benefit business relationships with customers from,Europe,America and south Asia,supplying obsolete and hard-to-find components to meet their specific needs.

With the principle of “Quality Parts,Customers Priority,Honest Operation,and Considerate Service”,our business mainly focus on the distribution of electronic components. Line cards we deal with include Microchip,ALPS,ROHM,Xilinx,Pulse,ON,Everlight and Freescale. Main products comprise IC,Modules,Potentiometer,IC Socket,Relay,Connector.Our parts cover such applications as commercial,industrial, and automotives areas.

We are looking forward to setting up business relationship with you and hope to provide you with the best service and solution. Let us make a better world for our industry!



## Contact us

Tel: +86-755-8981 8866 Fax: +86-755-8427 6832

Email & Skype: [info@chipsmall.com](mailto:info@chipsmall.com) Web: [www.chipsmall.com](http://www.chipsmall.com)

Address: A1208, Overseas Decoration Building, #122 Zhenhua RD., Futian, Shenzhen, China



Part Number: AAA3528SURKCGKS

Hyper Red  
Green

### Features

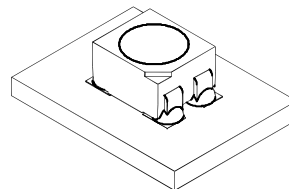
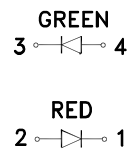
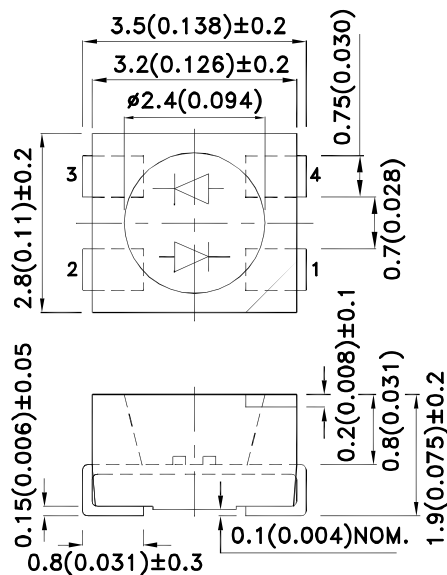
- Both chips can be controlled separately.
- Suitable for all smt assembly and solder process.
- Available on tape and reel.
- Package: 2000pcs / reel.
- Moisture sensitivity level : level 3.
- RoHS compliant.

### Description

The Hyper Red source color devices are made with Al-GaN/P on GaAs substrate Light Emitting Diode.

The Green source color devices are made with AlGaInP on GaAs substrate Light Emitting Diode.

### Package Dimensions



#### Notes:

1. All dimensions are in millimeters (inches).
2. Tolerance is  $\pm 0.25(0.01)$  unless otherwise noted.
3. The specifications, characteristics and technical data described in the datasheet are subject to change without prior notice.
4. The device has a single mounting surface. The device must be mounted according to the specifications.

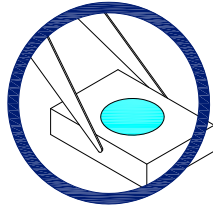


## Handling Precautions

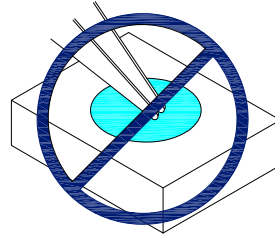

Compare to epoxy encapsulant that is hard and brittle, silicone is softer and flexible. Although its characteristic significantly reduces thermal stress, it is more susceptible to damage by external mechanical force.

As a result, special handling precautions need to be observed during assembly using silicone encapsulated LED products. Failure to comply might lead to damage and premature failure of the LED.

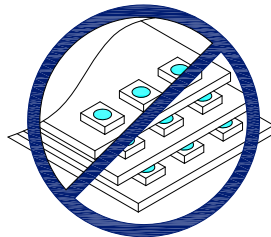
1. Handle the component along the side surfaces by using forceps or appropriate tools.



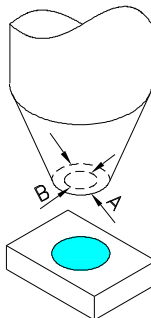
2. Do not directly touch or handle the silicone lens surface. It may damage the internal circuitry.



3. Do not stack together assembled PCBs containing exposed LEDs. Impact may scratch the silicone lens or damage the internal circuitry.



- 4.1. The inner diameter of the SMD pickup nozzle should not exceed the size of the LED to prevent air leaks.
- 4.2. A pliable material is suggested for the nozzle tip to avoid scratching or damaging the LED surface during pickup.
- 4.3. The dimensions of the component must be accurately programmed in the pick-and-place machine to insure precise pickup and avoid damage during production.



5. As silicone encapsulation is permeable to gases, some corrosive substances such as  $H_2S$  might corrode silver plating of leadframe. Special care should be taken if an LED with silicone encapsulation is to be used near such substances.

All design applications should refer to Kingbright application notes available at <http://www.KingbrightUSA.com/ApplicationNotes>

## Selection Guide

| Part No.        | Dice                | Lens Type   | Iv (mcd) [2]<br>@ 20mA |      | Viewing<br>Angle [1] |
|-----------------|---------------------|-------------|------------------------|------|----------------------|
|                 |                     |             | Min.                   | Typ. | 2θ1/2                |
| AAA3528SURKCGKS | Hyper Red (AlGaInP) | Water Clear | 200                    | 320  | 120°                 |
|                 |                     |             | *55                    | *100 |                      |
|                 | Green (AlGaInP)     |             | 40                     | 80   |                      |
|                 |                     |             | *40                    | *80  |                      |

### Notes:

1. θ1/2 is the angle from optical centerline where the luminous intensity is 1/2 of the optical peak value.
  2. Luminous intensity/ luminous Flux: +/-15%.
- \* Luminous intensity value is traceable to the CIE127-2007 compliant national standards.

## Electrical / Optical Characteristics at TA=25°C

| Symbol | Parameter                | Device             | Typ.        |              | Max.       | Units | Test Conditions |
|--------|--------------------------|--------------------|-------------|--------------|------------|-------|-----------------|
| λpeak  | Peak Wavelength          | Hyper Red<br>Green | 650<br>574  | *645<br>*574 |            | nm    | IF=20mA         |
| λD [1] | Dominant Wavelength      | Hyper Red<br>Green | 630<br>570  | *630<br>*570 |            | nm    | IF=20mA         |
| Δλ1/2  | Spectral Line Half-width | Hyper Red<br>Green | 28<br>20    |              |            | nm    | IF=20mA         |
| C      | Capacitance              | Hyper Red<br>Green | 35<br>15    |              |            | pF    | VF=0V;f=1MHz    |
| VF [2] | Forward Voltage          | Hyper Red<br>Green | 1.95<br>2.1 |              | 2.5<br>2.5 | V     | IF=20mA         |
| IR     | Reverse Current          | Hyper Red<br>Green |             |              | 10<br>10   | uA    | VR = 5V         |

### Notes:

- 1.Wavelength: +/-1nm.
  2. Forward Voltage: +/-0.1V.
- \*Wavelength value is traceable to the CIE127-2007 compliant national standards.

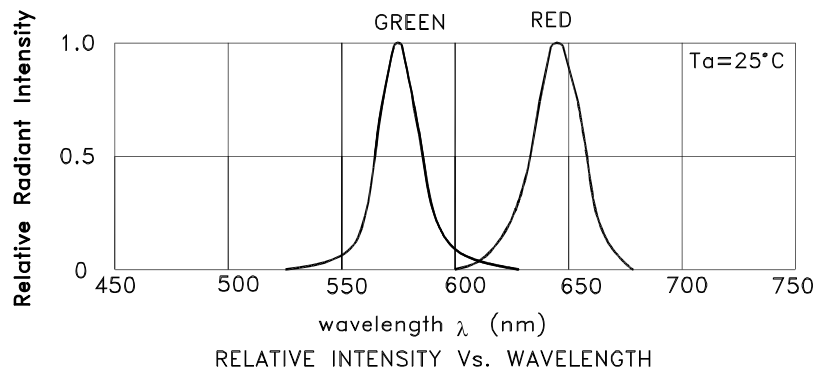
## Absolute Maximum Ratings at TA=25°C

| Parameter                | Hyper Red      | Green | Units |
|--------------------------|----------------|-------|-------|
| Power dissipation        | 75             | 75    | mW    |
| DC Forward Current       | 30             | 30    | mA    |
| Peak Forward Current [1] | 185            | 150   | mA    |
| Reverse Voltage          | 5              |       | V     |
| Operating Temperature    | -40°C To +85°C |       |       |
| Storage Temperature      | -40°C To +85°C |       |       |

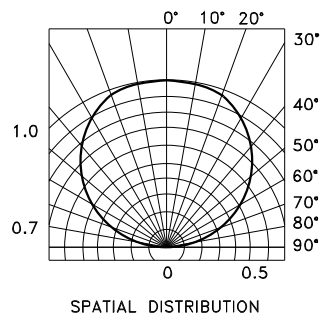
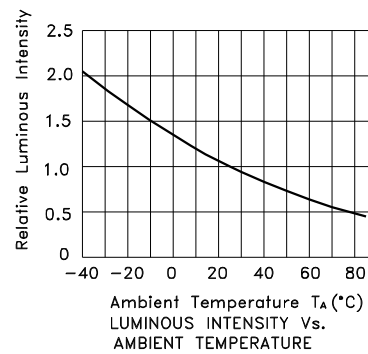
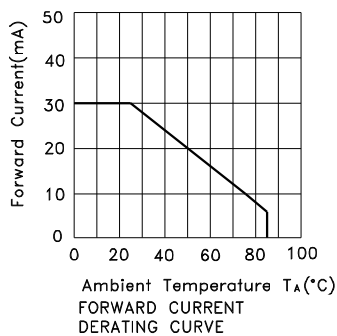
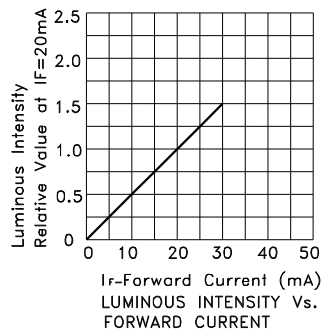
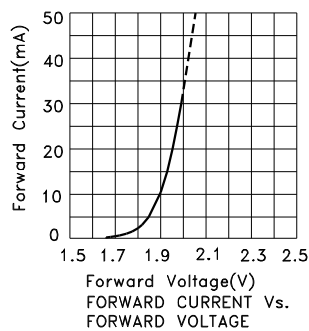
### Note:

1. 1/10 Duty Cycle, 0.1ms Pulse Width.

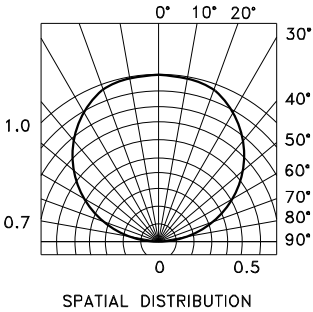
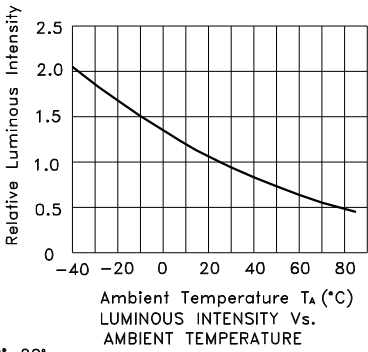
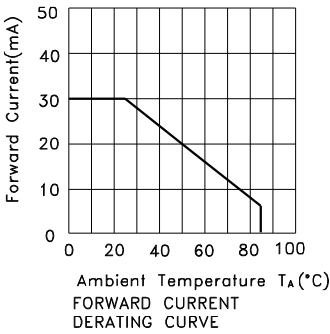
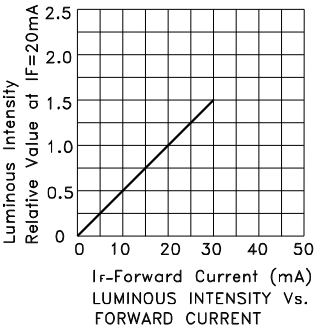
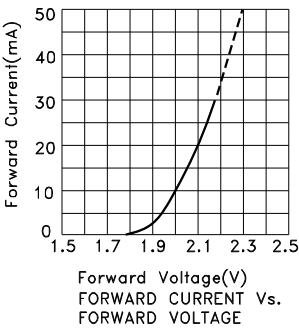




AAA3528SURKCGKS  
Hyper Red



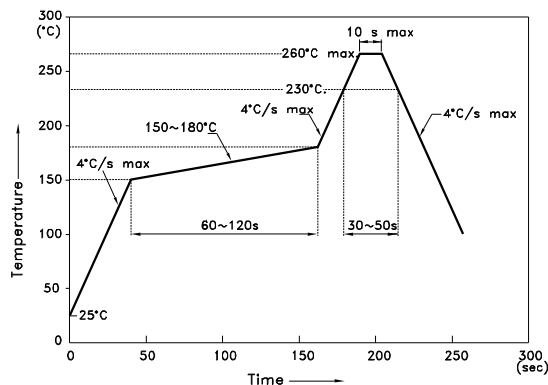
## Green



## AAA3528SURKCGKS

Reflow soldering is recommended and the soldering profile is shown below.  
Other soldering methods are not recommended as they might cause damage to the product.

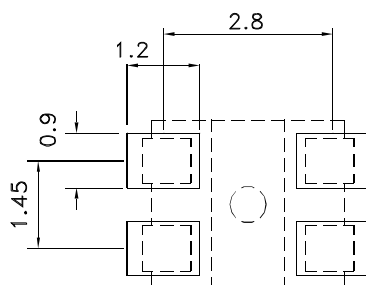
Reflow Soldering Profile For Lead-free SMT Process.



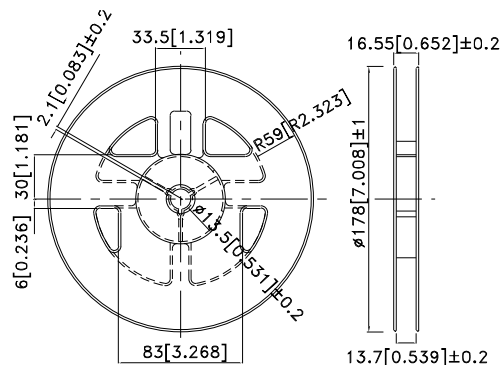
### NOTES:

1. We recommend the reflow temperature 245°C(+/-5°C). The maximum soldering temperature should be limited to 260°C.
2. Don't cause stress to the epoxy resin while it is exposed to high temperature.
3. Number of reflow process shall be 2 times or less.

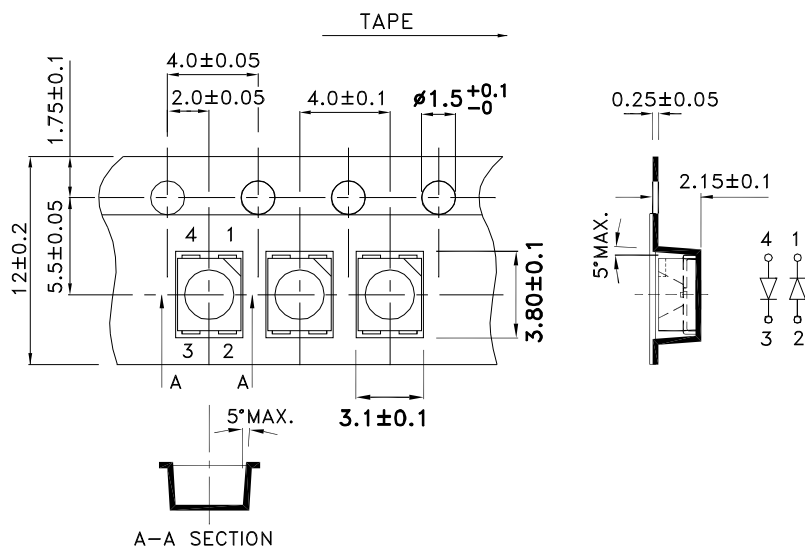
### Recommended Soldering Pattern (Units : mm; Tolerance: $\pm 0.1$ )



### Reel Dimension

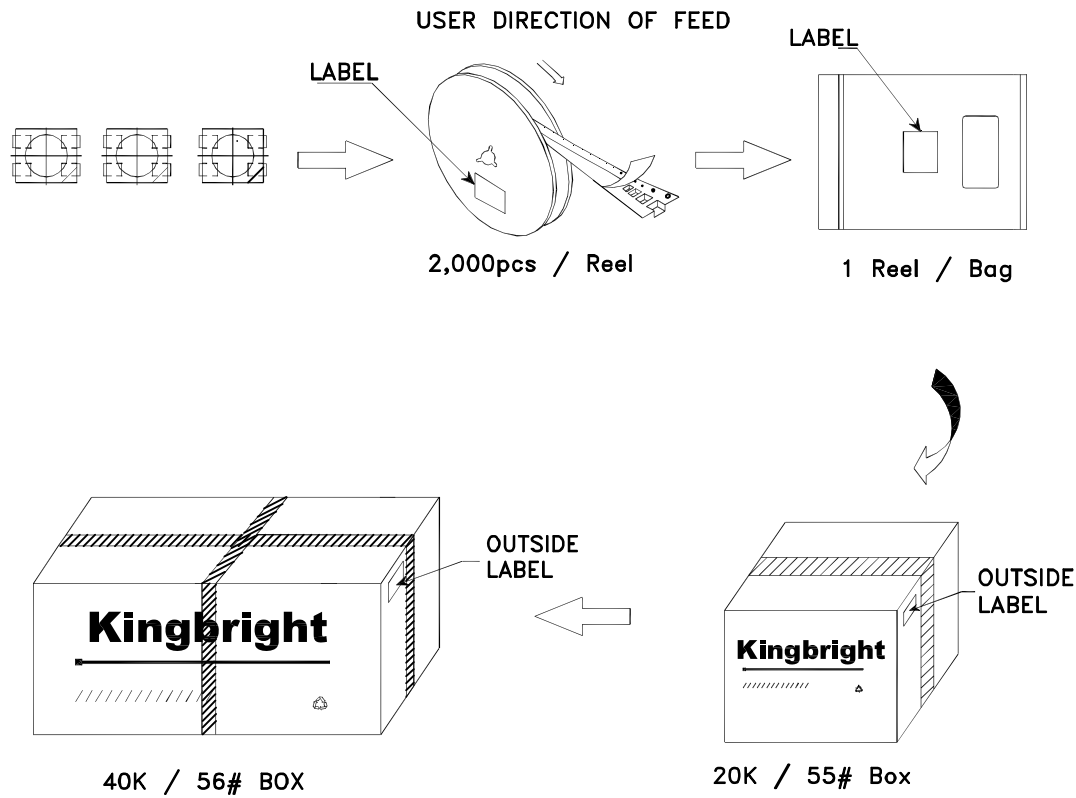


### Tape Dimensions (Units : mm)



PACKING & LABEL SPECIFICATIONS

AAA3528SURKCGKS



|  |   |
|--|---|
| <b>Kingbright</b>                          |   |
| P/NO: AAA3528XXX                           |   |
| QTY: 2,000 pcs                             | Q.C. <div>Q C<br/>XX XX XXXX<br/>PASSED</div> |
| S/N: XXXX                                  |   |
| CODE: XXX                                  |   |
| LOT NO:<br><div>XXXXXXXXXXXXXXXXXXXX</div> |   |
| RoHS Compliant                             |   |