



Chipsmall Limited consists of a professional team with an average of over 10 year of expertise in the distribution of electronic components. Based in Hongkong, we have already established firm and mutual-benefit business relationships with customers from,Europe,America and south Asia,supplying obsolete and hard-to-find components to meet their specific needs.

With the principle of “Quality Parts,Customers Priority,Honest Operation,and Considerate Service”,our business mainly focus on the distribution of electronic components. Line cards we deal with include Microchip,ALPS,ROHM,Xilinx,Pulse,ON,Everlight and Freescale. Main products comprise IC,Modules,Potentiometer,IC Socket,Relay,Connector.Our parts cover such applications as commercial,industrial, and automotives areas.

We are looking forward to setting up business relationship with you and hope to provide you with the best service and solution. Let us make a better world for our industry!



## Contact us

Tel: +86-755-8981 8866 Fax: +86-755-8427 6832

Email & Skype: info@chipsmall.com Web: www.chipsmall.com


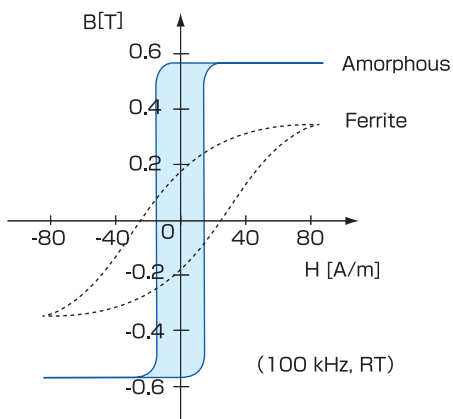
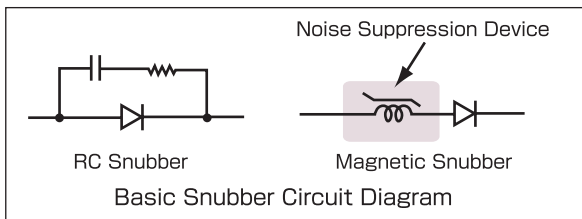
Address: A1208, Overseas Decoration Building, #122 Zhenhua RD., Futian, Shenzhen, China



## 2. Noise Suppression Devices

An amorphous noise suppression device is unique and completely different from conventional noise filters. Conventional noise prevention products focus on somehow minimizing the noise after it's been created, by typically trying to absorb the noise, and so their effectiveness in noise reduction is directly influenced by frequency of the circuit. Amorphous noise suppressing devices, on the other hand, focus on the source of the noise and work to prevent or minimize the noise before it has a chance to develop. The source of the electronic circuit noise is the rapid change of current or voltage, and the effectiveness of the amorphous cores in eliminating this noise is independent of frequency.

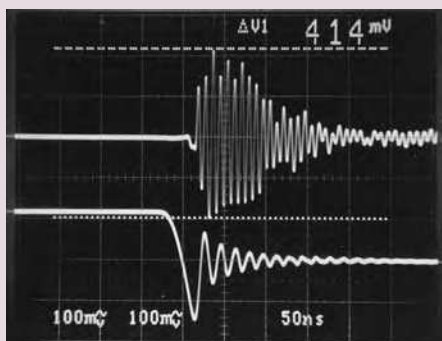
An amorphous noise suppression device is a product that takes full advantage of the unique magnetic characteristics of the cobalt based amorphous alloy. Toshiba Materials offers two noise suppression devices, "AMOBEBADS®" and "SPIKE KILLERS®". AMOBEBADS® deliver excellent noise suppression results and are convenient to use by simply being slipped over the leads of the semiconductor device. "AMOBEBADS®" are also available with a lead thru and in a surface mount configuration. "SPIKE KILLERS®", which are larger in size than "AMOBEBADS®", most often are wire wound and are effective in eliminating or minimizing higher noise levels.



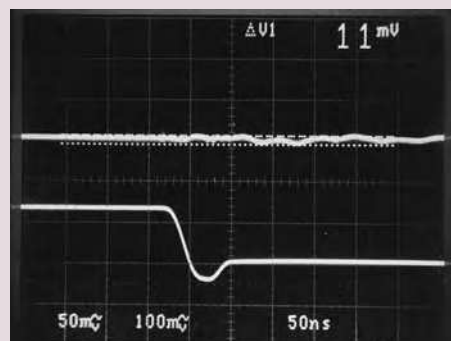
Noise Suppression Devices

### Example for Noise Suppressing Effect (Chopper Converter)

With an excellent saturable characteristic, "AMOBEBADS®" suppress the reverse recovery current of the diode and decrease the noise that was occurring. When the current for diode reverses and tries to go into the recovery condition, the "AMOBEBADS®" displays a large inductance and oppose the generation of the recovery current. In this instance, a soft recovery is possible for core material with a smaller coercive force.



Without Countermeasure



With AMOBEBADS®  
(AB4×2×8W)

# AB/LB/SS Series

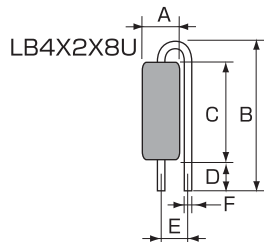
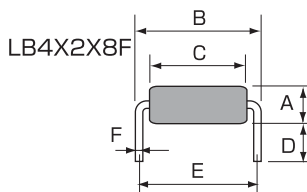
## Standard Specifications

### AMOBeads®

Type No.	Finished Dimensions [mm]			Core Size [mm]*1			Total Flux*2 $\phi c[\mu Wb]$ min	AL value*3 L[ $\mu H$ ] min	Insulating Cover*7	Packing Unit
	O.D. max	I. D. min	H.T. max	O.D.	I. D.	H.T.				
AB3X2X3W	4.0	1.5	4.5	3.0	2.0	3.0	0.9	3.0	PBT case Blue	2,000 [pcs/box]
AB3X2X4.5W	4.0	1.5	6.0	3.0	2.0	4.5	1.3	5.0		
AB3X2X6W	4.0	1.5	7.5	3.0	2.0	6.0	1.8	7.0		
AB4X2X4.5W	5.0	1.5	6.0	4.0	2.0	4.5	2.7	9.0		
AB4X2X6W	5.0	1.5	7.5	4.0	2.0	6.0	3.6	12.0		
AB4X2X8W	5.0	1.5	9.5	4.0	2.0	8.0	4.8	16.0		

### AMOBeads® with lead


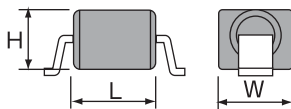
Type No.	Finished Dimensions [mm]						Core Size [mm]*1			I <sub>o</sub> [A]*4	Total Flux*2 $\phi c[\mu Wb]$	AL value*3 L[ $\mu H$ ]	Insulating Cover*7	Packing Unit
	A	B	C	D	E	F	O.D.	I.D.	H.T.					
LB4X2X8F	6.0max	16.0max	12.0max	4.2±0.5	14.0±1.0	$\phi 1.25\pm 0.1$	4.0	2.0	8.0	8.0	4.8 min	16.0 min	PBT case Black	1,000 [pcs/box]
LB4X2X8U	6.0max	20.0max	12.0max	4.0±0.5	5.0±1.0	$\phi 1.25\pm 0.1$								



AMOBeads®

### SMD Type AMOBeads®

Type No.	Finished Dimensions [mm]			Lead width x thickness	Core Size [mm]*1			I <sub>o</sub> [A]*4	Total Flux*2 $\phi c[\mu Wb]$	AL value*3 L[ $\mu H$ ]	Insulating Cover*7	Packing Unit [pcs/reel]
	width	length	height		O.D.	I.D.	H.T.					
AB3X2X3SM	5.0±0.3	5.0±0.3	4.0±0.3	(1.8×0.35)	3.0	2.0	3.0	6.0	0.9 min	3.0	LCP case Black	2,000
AB4X2X6SM	6.0±0.3	8.0±0.3	5.0±0.3	(1.8×0.52)	4.0	2.0	6.0	9.0	3.6 min	12.0	Black	1,000



Paper Reel (330φ)

	Recommended Land Pattern (mm)	Taping Spec.(mm)
AB3X2X3SM		
AB4X2X6SM		

### SPIKE KILLER®

Type No.	*6 Finished Dimensions [mm]			*1 Core Size [mm]			*1 Effective core cross section A <sub>e</sub> [mm <sup>2</sup> ]	*1 Mean Flux*1 Path Length L <sub>m</sub> [mm]	*5 Total Flux $\phi c[\mu Wb]$ min	*5 Coercive Force H <sub>c</sub> [A/m]	*5 Rectangular Ratio Br/B <sub>m</sub> [%]	*7 Insulating Cover
	O.D.	I.D.	H.T.	O.D.	I.D.	H.T.						
SS10X7X4.5W	11.5	5.8	6.6	10.0	7.0	4.5	5.06	26.7	4.73	22max	90min	PET case Black
SS14X8X4.5W	15.8	6.8	6.6	14.0	8.0	4.5	10.1	34.6	9.46			

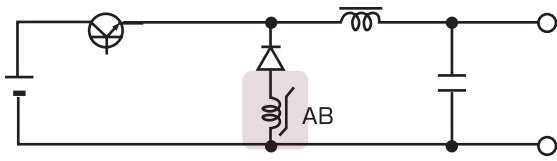
- \*1 Reference Value \*2 Minimum Guarantee on Measuring Condition : 50kHz, 80A/m(sine wave), R.T.
- \*3 Measuring Condition : 50kHz, 1V, 1 turn, R.T.
- \*4 Typical Value, using a cross section of lead
- \*5 Measuring Condition : 100kHz, 80A/m (sine wave), R.T. \*6 Tolerance ±0.2 [mm]
- \*7 UL94V-0 approved material

☆"AMOBeads®" sample kits are prepared. Please ask to sales department.  
 ☆"AMOBeads®" and "SPIKE KILLER®" : Registered trademarks of TOSHIBA MATERIALS Co., Ltd.  
 ☆"AMOBeads®" and "SPIKE KILLER®" : Registered in U.S.A., France, Germany, U.K., Japan.

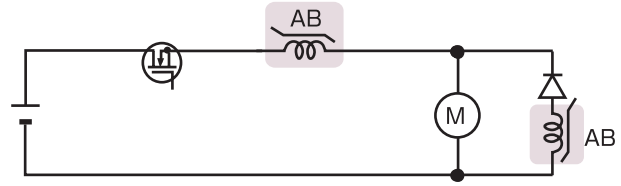


# Examples of Applied Circuits and their Characteristics

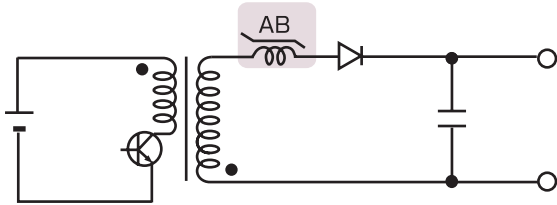
## Application of Amorphous Noise Suppression Devices



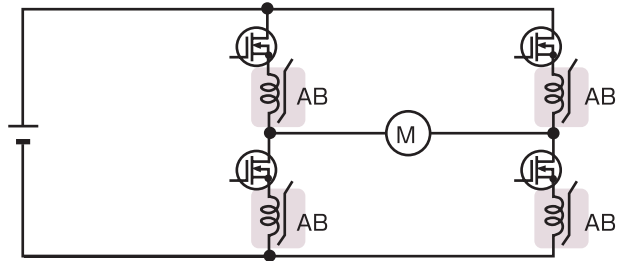
Chopper Converter



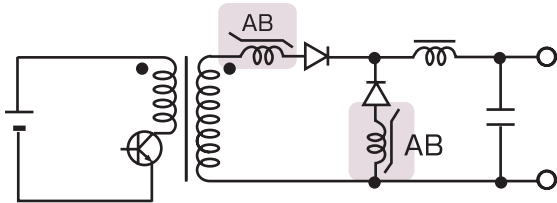
Control Circuit for Motor



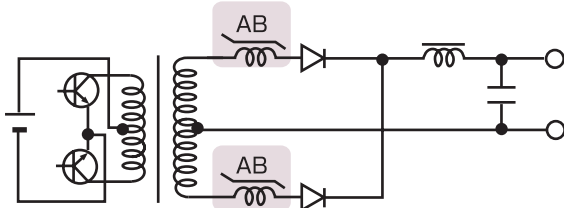
Flyback Converter



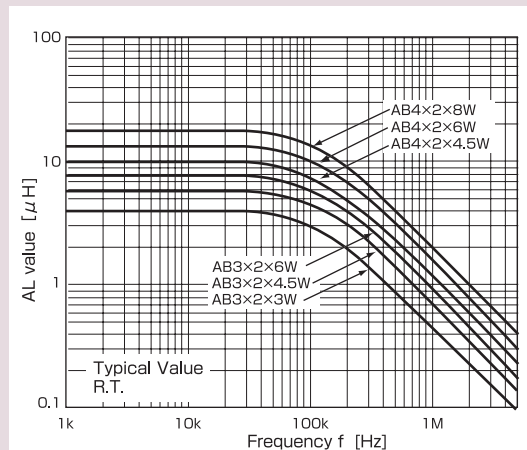
Motor Driving Circuit



Forward Converter

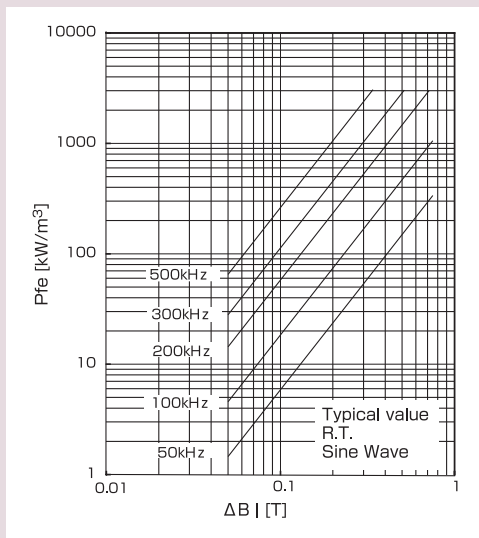


Push-pull Converter

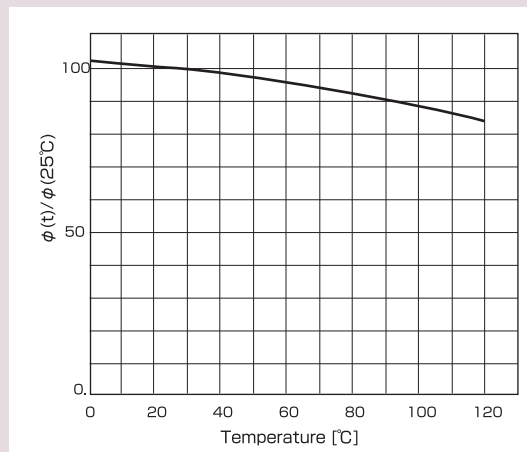


Frequency Characteristics of Inductance

## Characteristics (Typical value)



Coreloss Characteristic [AMOBeads®]



Flux( $\phi$ ) Decline Ratio vs. Temperature

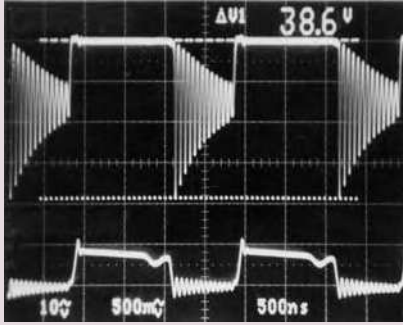
# Effects of Noise Suppression by AMOBEADS<sup>®</sup>

## Spike Voltage Suppression

Spike voltage can be reduced and ringing phenomena can also be prevented by AMOBEADS, and also Schottky barrier diode (SBD) can be protected from over withstand voltage.

Frequency : 500kHz  
Output Voltage - Current : 5V-20A

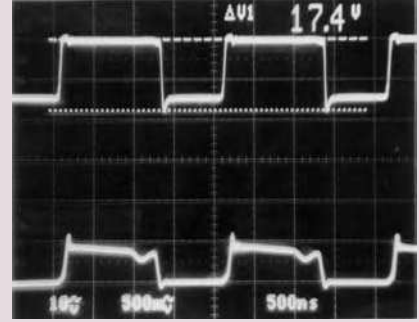
### Without Countermeasure



Diode Voltage  
 $V_D$   
10V/div

Diode Current  
 $I_D$   
5A/div

### AMOBEADS "AB4×2×4.5W"

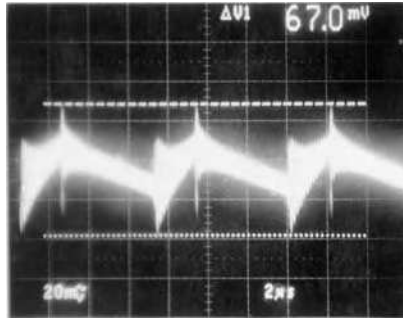


## Output Noise Reduction

When the ferrite replaced to AMOBEADS at the secondary output diode (FRD) of the forward converter circuit, the output noise can be tremendously reduced, not only noise peak level but also amplitude range.

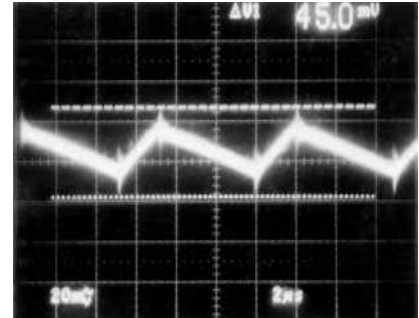
Frequency : 150kHz  
Output Voltage - Current : 15V-10A

### RC Snubber +Ferrite Beads



Output Noise  
 $V_N$   
20mV/div

### AMOBEADS "AB4×2×4.5W"

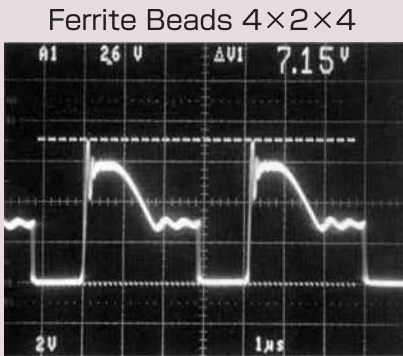


## Primary Surge Voltage

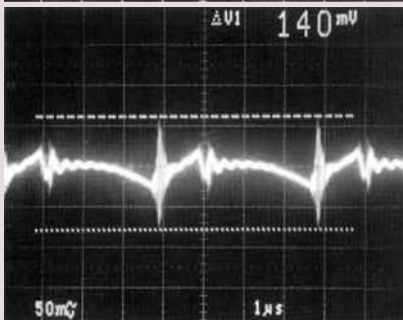
When the ferrite replaced to AMOBEADS at the secondary output diode (SBD) of the forward converter circuit, the output noise and harmful influence to the primary stage can be reduced. These effects are based on the inclination of the actual BH curves between amorphous and ferrite materials.

Frequency : 250kHz  
Output Voltage - Current : 5V-15A

### Output Noise

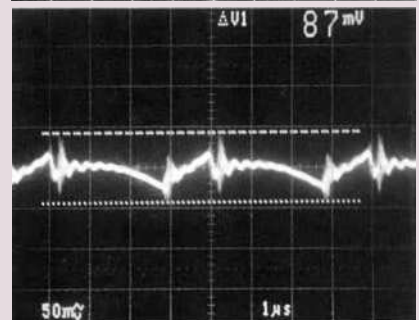
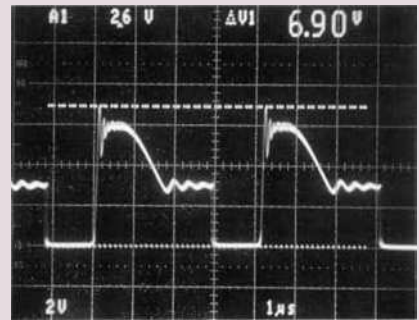


MOS-FET  
Drain-Source  
Voltage  
 $V_{DS}$   
200V/div

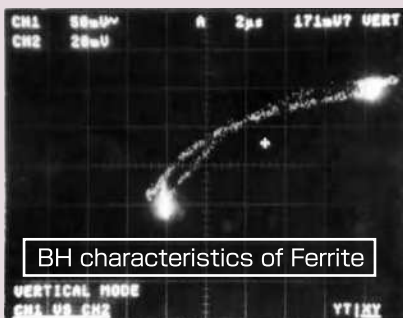


Output Noise  
 $V_N$   
50mV/div

### AMOBEADS "AB4×2×4.5W"

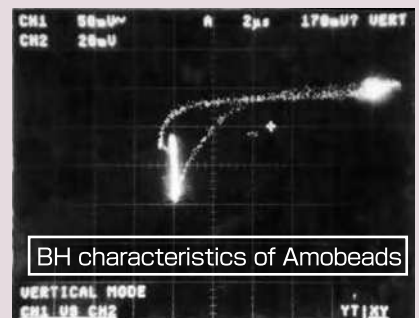


## Actual BH Curve



BH characteristics of Ferrite

B  
H



BH characteristics of Amobeads