



Chipsmall Limited consists of a professional team with an average of over 10 year of expertise in the distribution of electronic components. Based in Hongkong, we have already established firm and mutual-benefit business relationships with customers from,Europe,America and south Asia,supplying obsolete and hard-to-find components to meet their specific needs.

With the principle of “Quality Parts,Customers Priority,Honest Operation,and Considerate Service”,our business mainly focus on the distribution of electronic components. Line cards we deal with include Microchip,ALPS,ROHM,Xilinx,Pulse,ON,Everlight and Freescale. Main products comprise IC,Modules,Potentiometer,IC Socket,Relay,Connector.Our parts cover such applications as commercial,industrial, and automotives areas.

We are looking forward to setting up business relationship with you and hope to provide you with the best service and solution. Let us make a better world for our industry!



Contact us

Tel: +86-755-8981 8866 Fax: +86-755-8427 6832

Email & Skype: info@chipsmall.com Web: www.chipsmall.com

Address: A1208, Overseas Decoration Building, #122 Zhenhua RD., Futian, Shenzhen, China



PART NUMBER CODING

MATERIAL (INSULATOR/CONTACT)

- R = BLACK, PPS/PHOSPHOR BRONZE**
OPERATING TEMP: -65°C TO +125°C
PROCESSING TEMP: 260°C MAX FOR 20 SECONDS
- G = BLACK, PA9T/PHOSPHOR BRONZE**
OPERATING TEMP: -65°C TO +125°C
PROCESSING TEMP: 260°C MAX FOR 20 SECONDS
- A = BLACK, PPS/BERYLLIUM COPPER**
OPERATING TEMP: -65°C TO +150°C
PROCESSING TEMP: 260°C MAX FOR 20 SECONDS
- J = BLACK, PA9T/BERYLLIUM COPPER**
OPERATING TEMP: -65°C TO +150°C
PROCESSING TEMP: 260°C MAX FOR 20 SECONDS
- F = BLACK, PPS/SPINODAL**
OPERATING TEMP: -65°C TO +200°C
PROCESSING TEMP: 260°C MAX FOR 20 SECONDS
(AVAILABLE IN 'M' PLATING ONLY)

MOUNTING STYLE

- D = FLUSH MOUNTING (PAGE 1)
- N = NO MOUNTING EARS (PAGE 2)
- T = FLUSH MOUNTING, WITH THREADED INSERTS (PAGE 2)
- Q = STRADDLE MOUNT (PAGE 2)

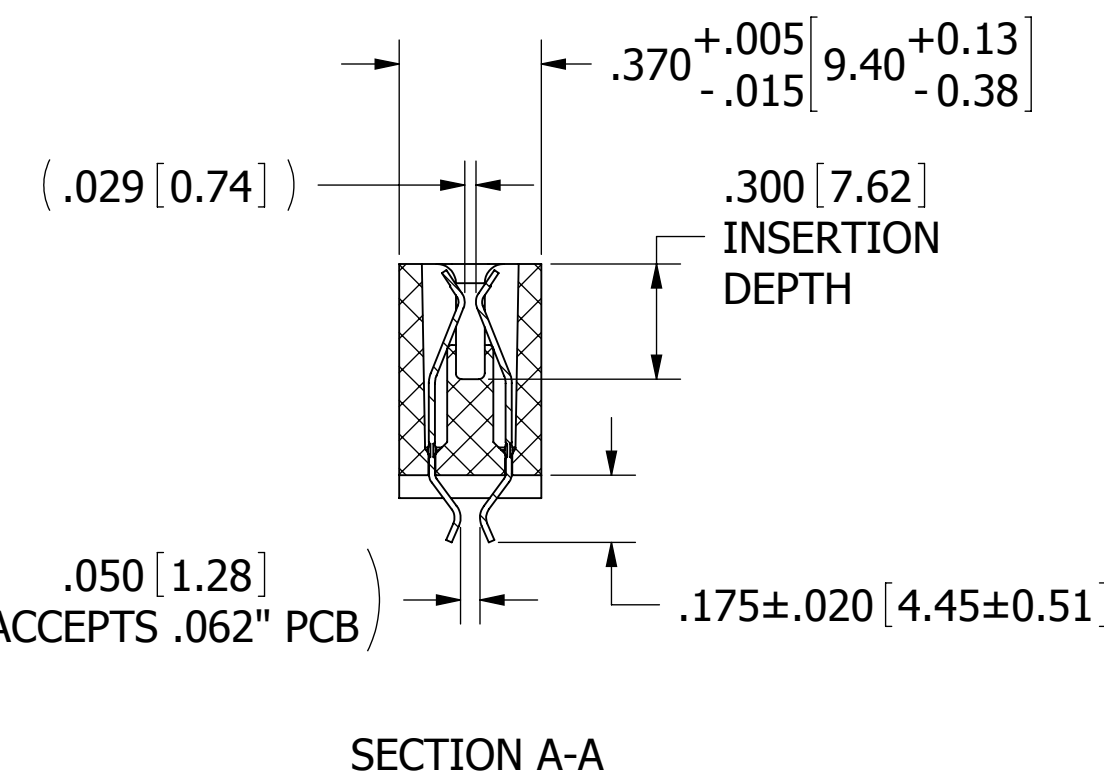
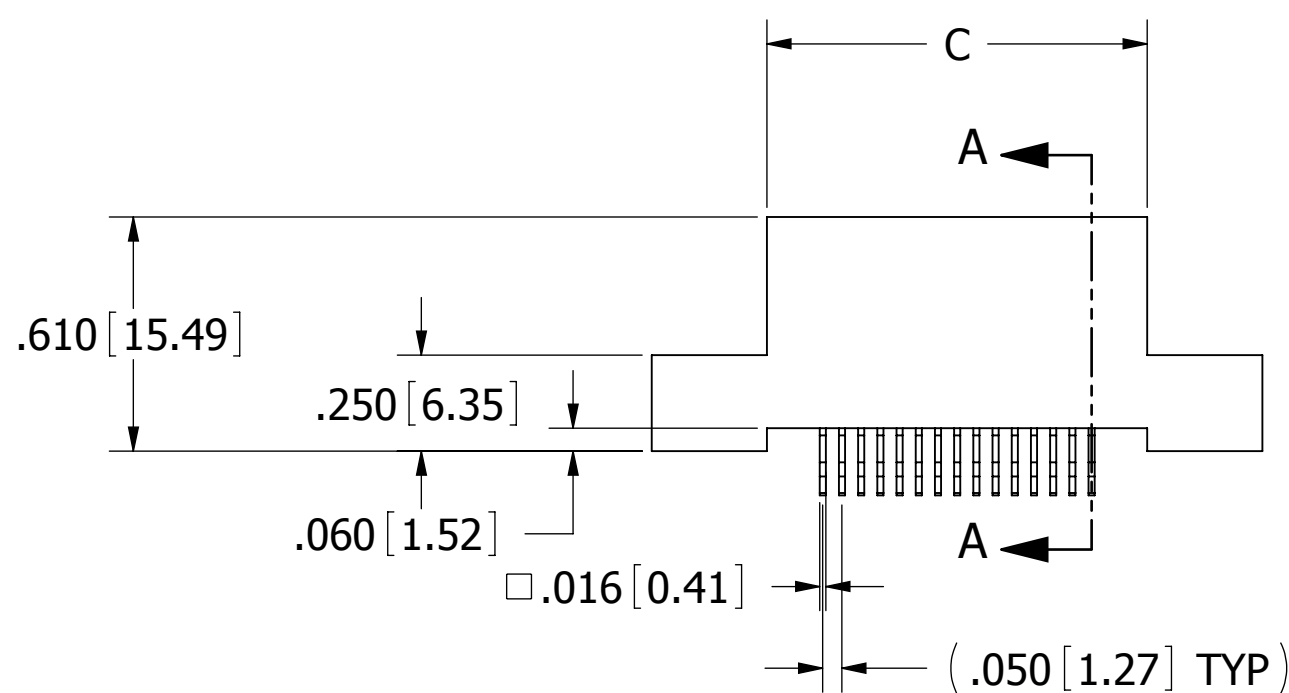
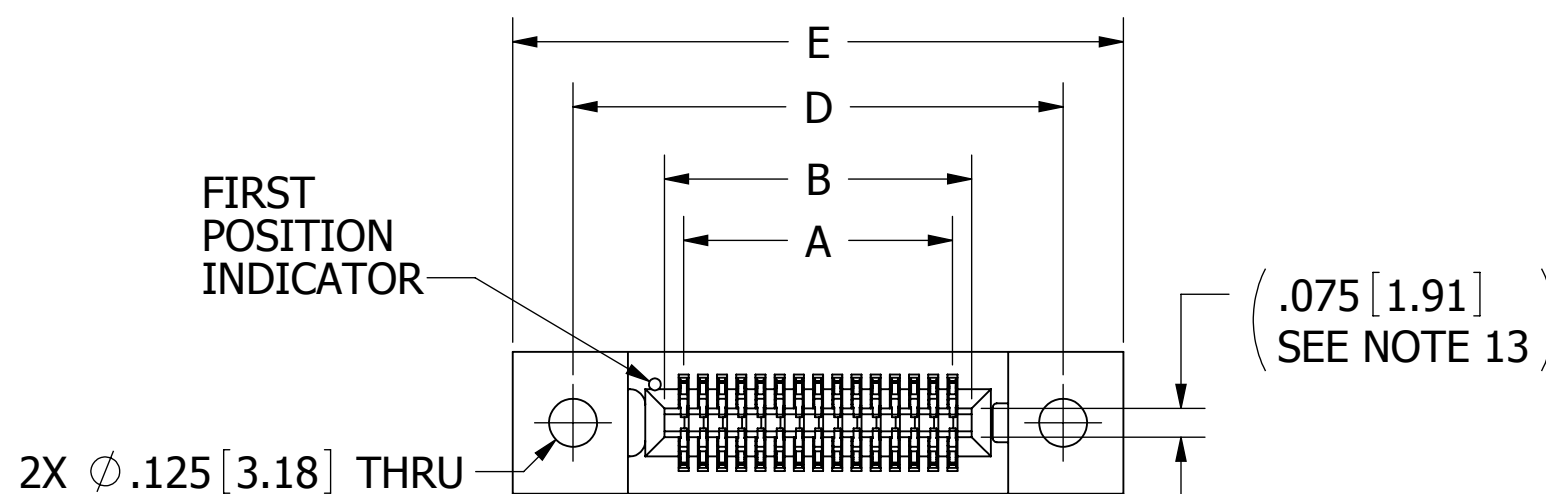
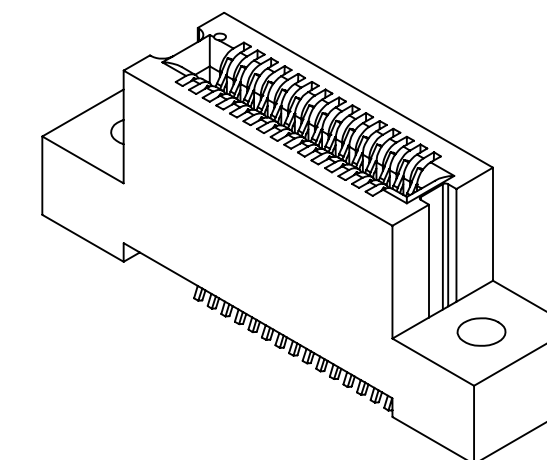
NUMBER OF POSITIONS
(CONTACTS PER ROW)

PLATING

ALL PLATINGS ARE LEAD FREE AND HAVE .000050" NICKEL UNDERPLATE

CONTACT SURFACE	TERMINATION
B = .000010" GOLD	.000100" PURE TIN, MATTE
C = .000030" GOLD	.000100" PURE TIN, MATTE
M = .000030" GOLD	.000010" GOLD OVERALL

REVISIONS				
REV.	ECO. NO	DESCRIPTION	DATE	BY
B	2701	ADD 'F' MATERIAL, 'M' PLATING OPTIONS & PCB LAYOUT RECOMMENDED	11/13/2012	JH
C	2847	ADD 'J' MATERIAL CODE OPTION	5/20/2014	JHSU



__B__DYRD

NOTES:

1. INSULATOR MATERIAL: SEE PART NUMBER CODING
2. CONTACT MATERIAL: SEE PART NUMBER CODING
3. PLATING: SEE PART NUMBER CODING
4. OPERATING TEMPERATURE: SEE PART NUMBER CODING
5. PROCESSING TEMP: SEE PART NUMBER CODING
6. UL FLAMMABILITY RATING: 94V-0
7. OPERATING VOLTAGE: 300 VAC MINIMUM AT SEA LEVEL
8. CURRENT RATING: 1 AMP PER CONTACT
9. CONTACT RESISTANCE: 30 MILLI OHMS MAX
10. INSULATION RESISTANCE: 5000 MEGA OHMS
11. DURABILITY: 500 CYCLES MIN
12. CONNECTOR IDENTIFICATION: THE PART SHALL BE MARKED WITH A PART NUMBER AND LOT CODE
13. BOARD THICKNESS ACCOMMODATED: .062 ± .008 [1.57 ± 0.20]
14. INSERTION FORCE: 6 OZ MAX PER CONTACT PAIR WHEN USING A .062 [1.57] TEST BLADE
15. WITHDRAWAL FORCE: 1/2 OZ MIN PER CONTACT PAIR USING .062 [1.57] PCB

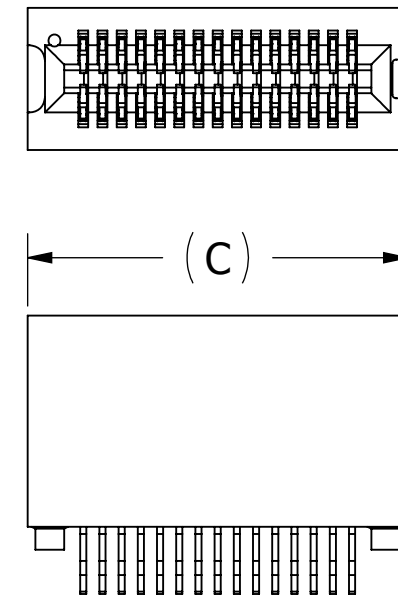


CUSTOMER COPY

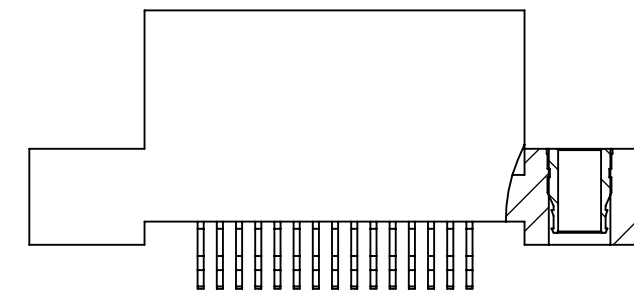
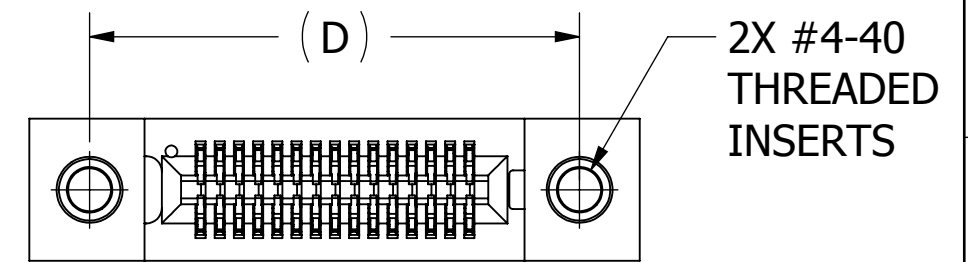
UNLESS OTHERWISE SPECIFIED: DIMENSIONS ARE IN INCHES [MM]	DRAWN	DATE	NAME	
		01/06/10	TT	
TOLERANCES: ANGULAR: ± 1° DECIMALS .XX = ± .02 [.5] .XXX = ± .005 [0.13] .XXXX = ± .0005 [0.013]	THE INFORMATION HEREIN CONTAINS PROPRIETARY INFORMATION OF SULLINS ELECTRONICS AND IS NOT TO BE REPRODUCED, USED OR DISCLOSED TO OTHERS FOR ANY PURPOSE EXCEPT AS SPECIFICALLY AUTHORIZED IN WRITING BY AN OFFICER OF SULLINS ELECTRONICS.			TITLE
				EDGE CARD, .050" CC, HP
PART NUMBER				
__B__DYRD				
SIZE	CAGE CODE	DWG. NO.	REV	
C	54453	C11421	C	
SCALE: 2:1				SHEET 1 OF 2

PART NUMBER	NO OF POS.	A±.005[0.13]		B±.005[0.13]		C±.015[0.38]		D±.010[0.25]		E±.020[0.51]		F±.010[0.25]	
		IN	MM	IN	MM	IN	MM	IN	MM	IN	MM	IN	MM
B05DYN	5	0.200	5.08	0.300	7.62	0.490	12.45	0.776	19.71	1.090	27.69	0.614	15.60
B06DYN	6	0.250	6.35	0.350	8.89	0.540	13.72	0.826	20.98	1.140	28.96	0.664	16.87
B09DYN	9	0.400	10.16	0.500	12.70	0.690	17.53	0.976	24.79	1.290	32.77	0.814	20.68
B10DYN	10	0.450	11.43	0.550	13.97	0.740	18.80	1.026	26.06	1.340	34.04	0.864	21.95
B13DYN	13	0.600	15.24	0.700	17.78	0.890	22.61	1.176	29.87	1.490	37.85	1.014	25.76
B14DYN	14	0.650	16.51	0.750	19.05	0.940	23.88	1.226	31.14	1.540	39.12	1.064	27.03
B15DYN	15	0.700	17.78	0.800	20.32	0.990	25.15	1.276	32.41	1.590	40.39	1.114	28.30
B20DYN	20	0.950	24.13	1.050	26.67	1.240	31.50	1.526	38.76	1.840	46.74	1.364	34.65
B22DYN	22	1.050	26.67	1.150	29.21	1.340	34.04	1.626	41.30	1.940	49.28	1.464	37.19
B25DYN	25	1.200	30.48	1.300	33.02	1.490	37.85	1.776	45.11	2.090	53.09	1.614	41.00
B30DYN	30	1.450	36.83	1.550	39.37	1.740	44.20	2.026	51.46	2.340	59.44	1.864	47.35
B34DYN	34	1.650	41.91	1.750	44.45	1.940	49.28	2.226	56.54	2.540	64.52	2.064	52.43
B35DYN	35	1.700	43.18	1.800	45.72	1.990	50.55	2.276	57.81	2.590	65.79	2.114	53.70
B40DYN	40	1.950	49.53	2.050	52.07	2.240	56.90	2.526	64.16	2.840	72.14	2.364	60.05
B45DYN	45	2.200	55.88	2.300	58.42	2.490	63.25	2.776	70.51	3.090	78.49	2.614	66.40
B50DYN	50	2.450	62.23	2.550	64.77	2.740	69.60	3.026	76.86	3.340	84.84	2.864	72.75
B55DYN	55	2.700	68.58	2.800	71.12	2.990	75.95	3.276	83.21	3.590	91.19	3.114	79.10
B60DYN	60	2.950	74.93	3.050	77.47	3.240	82.30	3.526	89.56	3.840	97.54	3.364	85.45
B64DYN	64	3.150	80.01	3.250	82.55	3.440	87.38	3.726	94.64	4.040	102.62	3.564	90.53
B65DYN	65	3.200	81.28	3.300	83.82	3.490	88.65	3.776	95.91	4.090	103.89	3.614	91.80
B66DYN	66	3.250	82.55	3.350	85.09	3.540	89.92	3.826	97.18	4.140	105.16	3.664	93.07
B70DYN	70	3.450	87.63	3.550	90.17	3.740	95.00	4.026	102.26	4.340	110.24	3.864	98.15
B75DYN	75	3.700	93.98	3.800	96.52	3.990	101.35	4.276	108.61	4.590	116.59	4.114	104.50
B80DYN	80	3.950	100.33	4.050	102.87	4.240	107.70	4.526	114.96	4.840	122.94	4.364	110.85
B85DYN	85	4.200	106.68	4.300	109.22	4.490	114.05	4.776	121.31	5.090	129.29	4.614	117.20
B90DYN	90	4.450	113.03	4.550	115.57	4.740	120.40	5.026	127.66	5.340	135.64	4.864	123.55
B95DYN	95	4.700	119.38	4.800	121.92	4.990	126.75	5.276	134.01	5.590	141.99	5.114	129.90
B100DYN	100	4.950	125.73	5.050	128.27	5.240	133.10	5.526	140.36	5.840	148.34	5.364	136.25
B105DYN	105	5.200	132.08	5.300	134.62	5.490	139.45	5.776	146.71	6.090	154.69	5.614	142.60
B108DYN	108	5.350	135.89	5.450	138.43	5.640	143.26	5.926	150.52	6.240	158.50	5.764	146.41
B110DYN	110	5.450	138.43	5.550	140.97	5.740	145.80	6.026	153.06	6.340	161.04	5.864	148.95
B120DYN	120	5.950	151.13	6.050	153.67	6.240	158.50						

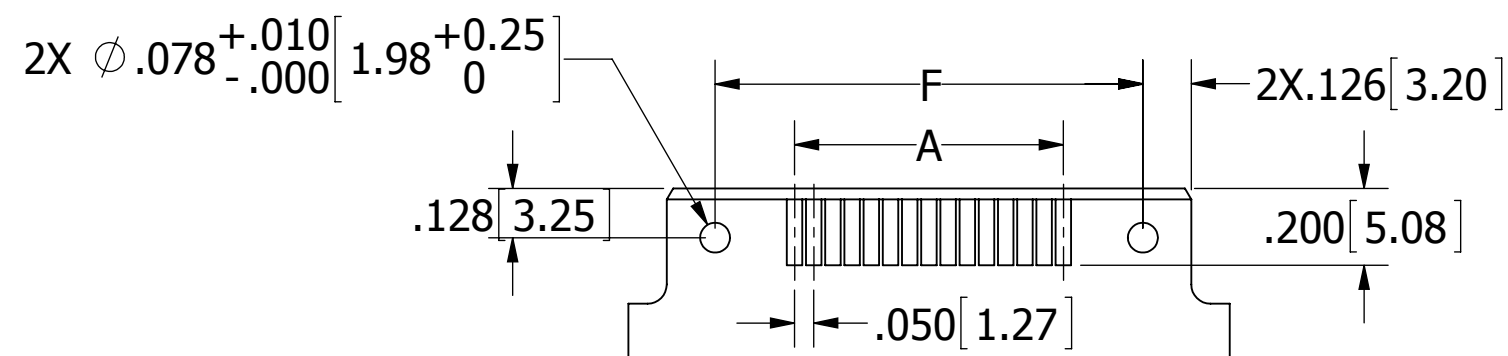
N MOUNTING ONLY



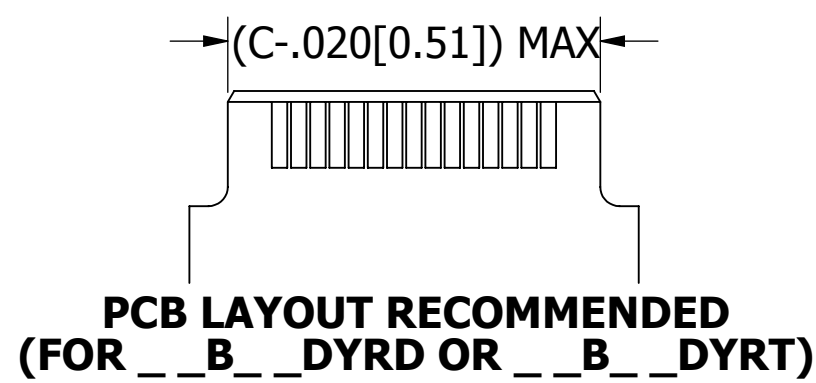
__B__DYRN



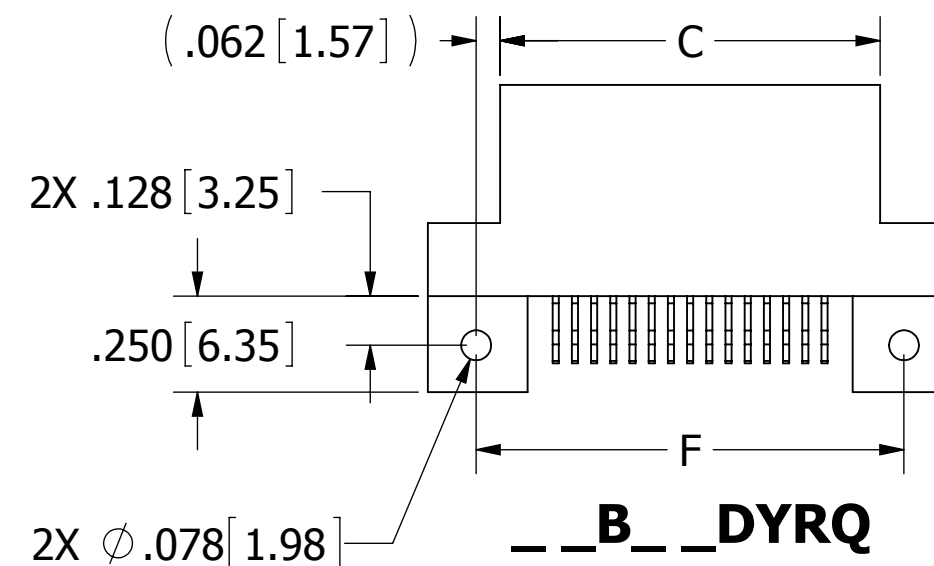
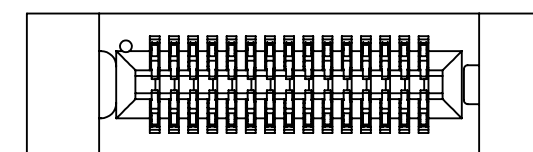
__B__DYRT



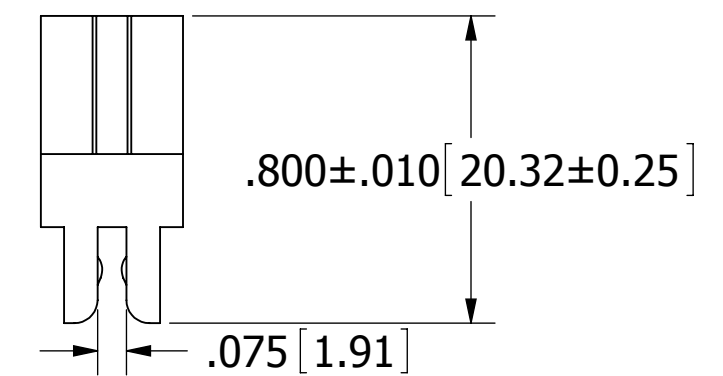
PCB LAYOUT RECOMMENDED (FOR __B__DYRQ)




PCB LAYOUT RECOMMENDED (FOR __B__DYRD OR __B__DYRT)



__B__DYRQ



CUSTOMER COPY



RoHS COMPLIANT

UNLESS OTHERWISE SPECIFIED: DIMENSIONS ARE IN INCHES [MM]

TOLERANCES:

ANGULAR: ± 1°

DECIMALS

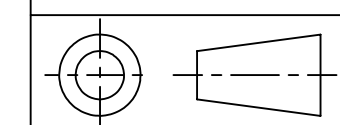
.XX = ± .02 [0.5]

.XXX = ± .005 [0.13]

.XXXX = ± .0005 [0.013]

DRAWN DATE NAME

01/06/10 TT



		TITLE	
		EDGE CARD, .050" CC, HP	
PART NUMBER		__B__DYR__	
SIZE	CAGE CODE	DWG. NO.	REV
C	54453	C11421	C
SCALE: 2:1		SHEET 2 OF 2	