



Chipsmall Limited consists of a professional team with an average of over 10 year of expertise in the distribution of electronic components. Based in Hongkong, we have already established firm and mutual-benefit business relationships with customers from,Europe,America and south Asia,supplying obsolete and hard-to-find components to meet their specific needs.

With the principle of “Quality Parts,Customers Priority,Honest Operation,and Considerate Service”,our business mainly focus on the distribution of electronic components. Line cards we deal with include Microchip,ALPS,ROHM,Xilinx,Pulse,ON,Everlight and Freescale. Main products comprise IC,Modules,Potentiometer,IC Socket,Relay,Connector.Our parts cover such applications as commercial,industrial, and automotives areas.

We are looking forward to setting up business relationship with you and hope to provide you with the best service and solution. Let us make a better world for our industry!



## Contact us

Tel: +86-755-8981 8866 Fax: +86-755-8427 6832

Email & Skype: info@chipsmall.com Web: www.chipsmall.com

Address: A1208, Overseas Decoration Building, #122 Zhenhua RD., Futian, Shenzhen, China



# 1/4" x 1 1/4" Ceramic Tube Fuses


## ABC Series, Fast-Acting, Ceramic Tube



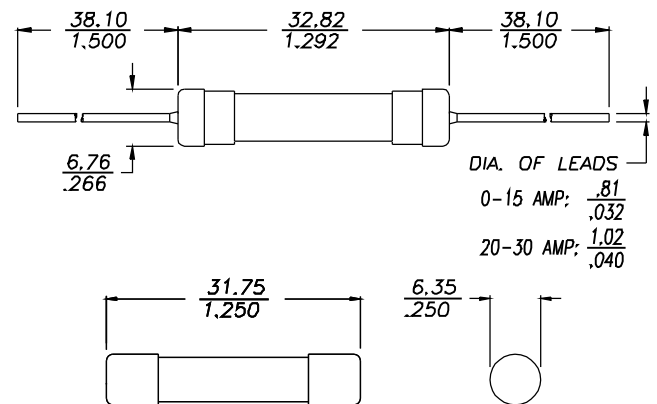
### Description

- Fast-acting, ceramic tube
- Optional axial leads available
- 1/4" x 1 1/4" (6.4 x 31.7mm) physical size
- Ceramic tube, nickel-plated brass endcap construction
- UL Listed product meets standard 248-14

ELECTRICAL CHARACTERISTICS	
% of Amp Rating	Opening Time
100%	4 Hours Minimum
135%	60 Minutes maximum
200%	120 Seconds Maximum



**Dimensions - mm**  
Drawing Not to Scale



### Agency Information

- UL Listed Guide JDYX & File E19180
- UL Recognition Guide JDYX2 & File E19180
- CSA Certification: Class No: 1422-01 & 1422-30, File 53787

### Environmental Data

- Shock: 1/4 - 30A – MIL-STD-202, Method 213, Test Condition J
- Vibration: 1/4 - 30A – MIL-STD-202, Method 204, Test Condition C (Except 5g, 500Hz)

### Ordering

- Specify packaging, product and option code

Part Number	Specifications											
	Voltage Ratings		Vac Interrupting Ratings* (amps)		Vdc Interrupting Ratings (amps)		Typical DC Cold Resistance (Ω)**	Typical Pre-Arc I <sup>2</sup> t AC†	Typical Voltage Drop (V)‡	Agency Approvals		
	Vac	Vdc	250	125	125	75				UL	UR	CSA
ABC-1/4-R	250	125	35	10,000	10,000	—	2.950	0.0020	0.35	X		X
ABC-1/2-R	250	125	35	10,000	10,000	—	0.587	0.0390	0.41	X		X
ABC-3/4-R	250	125	35	10,000	10,000	—	0.300	0.1450	0.32	X		X
ABC-1-R	250	125	35	10,000	10,000	—	0.1950	0.4310	0.3	X		X
ABC-1-1/2-R	250	125	100	10,000	10,000	—	0.131	1.1630	0.28	X		X
ABC-2-R	250	125	100	10,000	10,000	—	0.0890	2.1670	0.31	X		X
ABC-2-1/2-R	250	125	100	10,000	10,000	—	0.061	4.4670	0.23	X		X
ABC-3-R	250	125	100	10,000	10,000	—	0.047	6.55	0.14	X		X
ABC-4-R	250	125	200	10,000	10,000	—	0.031	22.28	0.17	X		X
ABC-5-R	250	125	200	10,000	10,000	—	0.026	32.83	0.22	X		X
ABC-6-R	250	125	200	10,000	10,000	—	0.021	58	0.19	X		X
ABC-7-R	250	125	200	10,000	10,000	—	0.016	109.33	0.17	X		X
ABC-8-R	250	125	200	10,000	10,000	—	0.014	116.5	0.19	X		X
ABC-10-R	250	125	200	10,000	10,000	—	0.011	208.8	0.15	X		X
ABC-12-R	250	125	750	10,000	10,000	—	0.0068	133.3	0.1	X		X
ABC-15-R	250	125	750	10,000	10,000	—	0.00553	200.2	0.1	X		X
ABC-18-R	250	—	400	1000	—	—	0.00465	400	0.1		X	X
ABC-20-R	250	125	400	1000	10,000	—	0.00366	550.8	0.1		X	X
ABC-25-R	250	125	200	1000	400	1000	0.0028	839.3	0.09		X	X**
ABC-30-R	250	125	200	1000	400	1000	0.002225	1429	0.09		X	X**

\* Interrupting ratings measured at 70% - 80% power factor on AC. The interrupting ratings for 18A and 20A were measured at 85% - 95% power factor on AC. The interrupting ratings for 25A and 30A were measured at 89% power factor on AC.

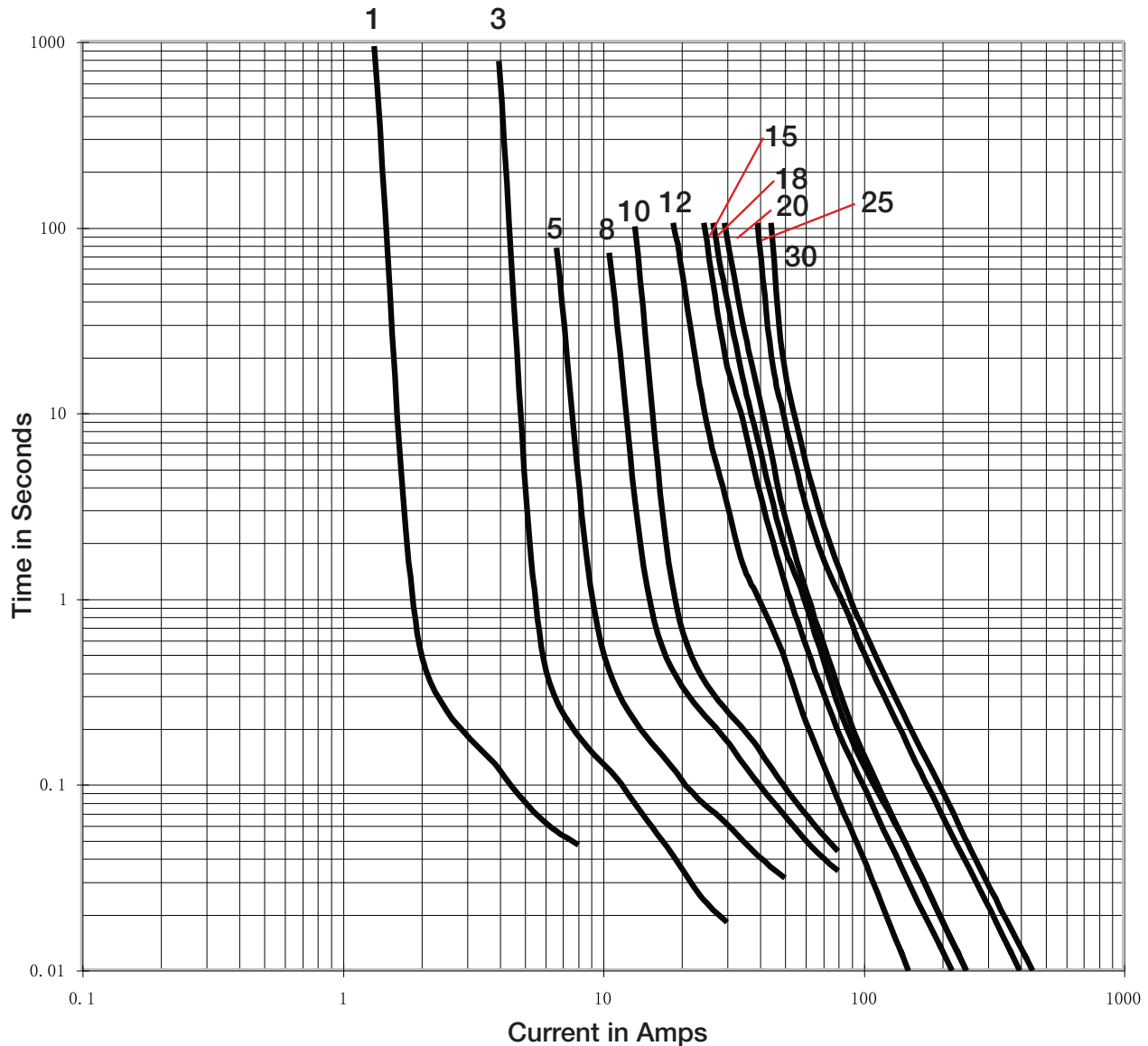
\*\* Typical DC cold resistance measured at <10% of rated current.

† Typical melting I<sup>2</sup>t measured at listed interrupting rating and rated voltage.

‡ Typical voltage drop measured at 25°C±3°C ambient temperature at rated current.

‡‡ CSA approvals for 25A and 30A are at 125Vac - IR 1000A and 125Vdc - IR 400A (IR 1000A at 75Vdc)

## Time-Current Curves



PACKAGING CODE	
Packaging Code	Description
BK	100 pieces of fuses packed into a cardboard carton
BK1	1000 pieces of fuses packed into a cardboard carton
BK8	8000 pieces of fuses packed into a cardboard carton

OPTION CODE	
Option Code	Description
V	Axial leads - copper tinned wire with nickel plated brass overcaps

The only controlled copy of this Data Sheet is the electronic read-only version located on the Eaton Network Drive. All other copies of this document are by definition uncontrolled. This bulletin is intended to clearly present comprehensive product data and provide technical information that will help the end user with design applications. Eaton reserves the right, without notice, to change design or construction of any products and to discontinue or limit distribution of any products. Eaton also reserves the right to change or update, without notice, any technical information contained in this bulletin. Once a product has been selected, it should be tested by the user in all possible applications.

Life Support Policy: Eaton does not authorize the use of any of its products for use in life support devices or systems without the express written approval of an officer of the Company. Life support systems are devices which support or sustain life, and whose failure to perform, when properly used in accordance with instructions for use provided in the labeling, can be reasonably expected to result in significant injury to the user.