



Chipsmall Limited consists of a professional team with an average of over 10 year of expertise in the distribution of electronic components. Based in Hongkong, we have already established firm and mutual-benefit business relationships with customers from,Europe,America and south Asia,supplying obsolete and hard-to-find components to meet their specific needs.

With the principle of "Quality Parts,Customers Priority,Honest Operation,and Considerate Service",our business mainly focus on the distribution of electronic components. Line cards we deal with include Microchip,ALPS,ROHM,Xilinx,Pulse,ON,Everlight and Freescale. Main products comprise IC,Modules,Potentiometer,IC Socket,Relay,Connector.Our parts cover such applications as commercial,industrial, and automotives areas.

We are looking forward to setting up business relationship with you and hope to provide you with the best service and solution. Let us make a better world for our industry!



Contact us

Tel: +86-755-8981 8866 Fax: +86-755-8427 6832

Email & Skype: info@chipsmall.com Web: www.chipsmall.com

Address: A1208, Overseas Decoration Building, #122 Zhenhua RD., Futian, Shenzhen, China



Frequency Translator-Evaluation Board

ABFT-20.000MHz-EVAL



RoHS
Compliant



40 x 30 x 8mm

Moisture Sensitivity Level (MSL)–This product is not Moisture Sensitive MSL = N/A: Not Applicable

FEATURES:

- The ABFT Evaluation Boards are available with either the 20MHz or the 40MHz Translator on-board
- These boards provide a convenient means to conduct engineering evaluation of Abracon's Frequency Translator / Jitter Attenuator Solution
- The Evaluation Board is provided with standard SMA connectors for 10MHz Reference In, Supply Voltage and Locked Output
- The Evaluation Board can be tested over -40°C to +85°C Industrial Operating Temperature Range - to quantify frequency tracking over temperature capability of Abracon's solution

APPLICATIONS:

- Frequency translation, clock smoothing and jitter attenuation of the input 10MHz reference
- Datacom - DSLAM, DSLAR, Access Nodes
- Cable modem head end
- Base Station - GSM, CDMA
- Telecom - SONET/SDH/ATM

GENERAL DESCRIPTION

ABFT Evaluation Boards comprise of the Ultra Low Jitter ABFT Frequency Translator / Jitter Attenuator, which is ideally suited to improve the Jitter characteristics of the input signal. This device is designed to provide input clock smoothing - while providing Phase and Frequency Locked higher frequency translated output. Typical application will take a 10MHz reference frequency and phase & frequency lock it to either a 20MHz or a 40MHz Low Jitter VCXO. The implemented technology significantly attenuates the jitter content of the 10MHz reference signal; while keeping the higher frequency RF Output - Frequency and Phase Coherent with the input 10MHz reference signal.

STANDARD SPECIFICATIONS:

Parameters	Minimum	Typical	Maximum	Units	Notes
Resonant Frequency		20.000 <i>Or</i> 40.00		MHz	See options
Operating Temperature	-40		+85	°C	
Storage Temperature	-40		+85	°C	
Supply Voltage (V _{dd})	3.135	3.3	3.465	V	3.3V±5%
Input Signal Characteristics					Input signal must be with-in ±20.00 ppm from 10.00MHz carrier for the ABFT device to achieve lock
Frequency	9.999800	10.000000	10.000200	MHz	
Signal level	0.300		3.3	Vp-p	
Lock Time		< 20	50	ms	
Frequency Stability Over Temperature (Note # 1)	-25.00		+25.00	ppb	Referenced to the stable input reference of 10.00MHz (such as a Stratum-III TCXO or an OCXO)
Internal Frequency Pull Range	±100.00			ppm	This is the internal pull range of the ABFT device providing sufficient correction range to account for internal aging, stand-alone temperature variation, etc.
Supply Current (I _{DD})		< 14.0	20.00	mA	Under Lock
RF output Characteristics					
Output Load:			15 10	pF kΩ	
Rise Time (Tr)		853	1200	ps	
Fall Time (Tf)		526	1200	ps	
Symmetry		48/52	55	%	@1/2V _{dd}
Output Voltage (V _{OH})	0.9*V _{dd}			V	
Output Voltage (V _{OL})			0.1*V _{dd}	V	
Stand alone Aging (Note # 2)	-5.0		+5.0	ppm	@+25°C First year
	-12.0		+12.0		@+25°C After 10 years

(Note # 1): The frequency stability over temperature of the ABFT device is greatly dependant on the short term perturbations of the input reference signal.

(Note # 2): The Aging characteristics of the Quartz used inside the ABFT solution are such that, the stand-alone aging will not exceed ±12.00 ppm over a 10-year product life; referenced to the initial measured frequency post reflow in end application

ABRACON IS
ISO9001:2008
CERTIFIED



ABRACON
CORPORATION

Visit www.abracon.com for Terms & Conditions of Sale **Revised: 03.07.12**
30332 Esperanza, Rancho Santa Margarita, California 92688
tel 949-546-8000 | fax 949-546-8001 | www.abracon.com

Frequency Translator-Evaluation Board

ABFT-20.000MHz-EVAL



RoHS Compliant

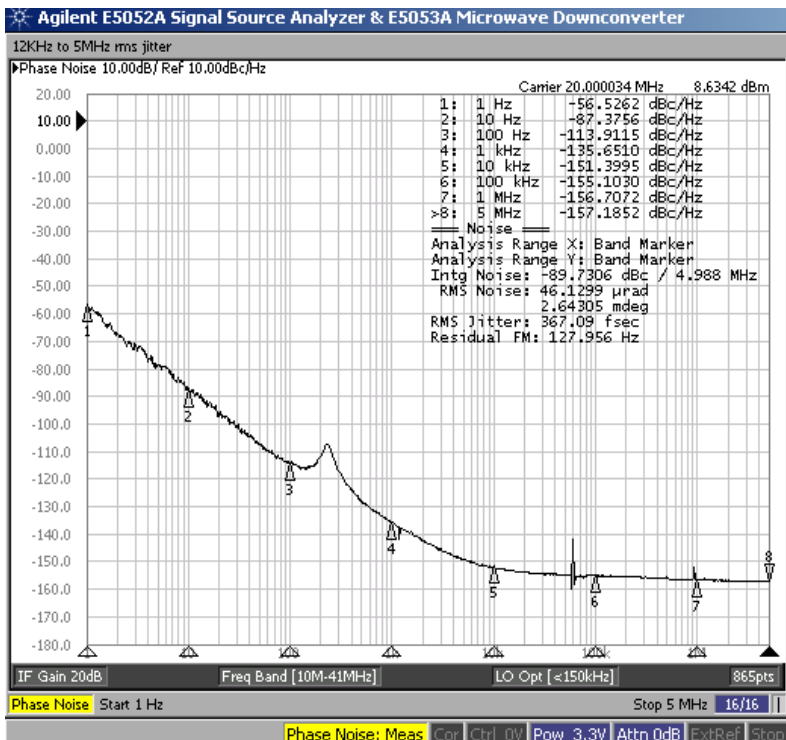


40 x 30 x 8mm

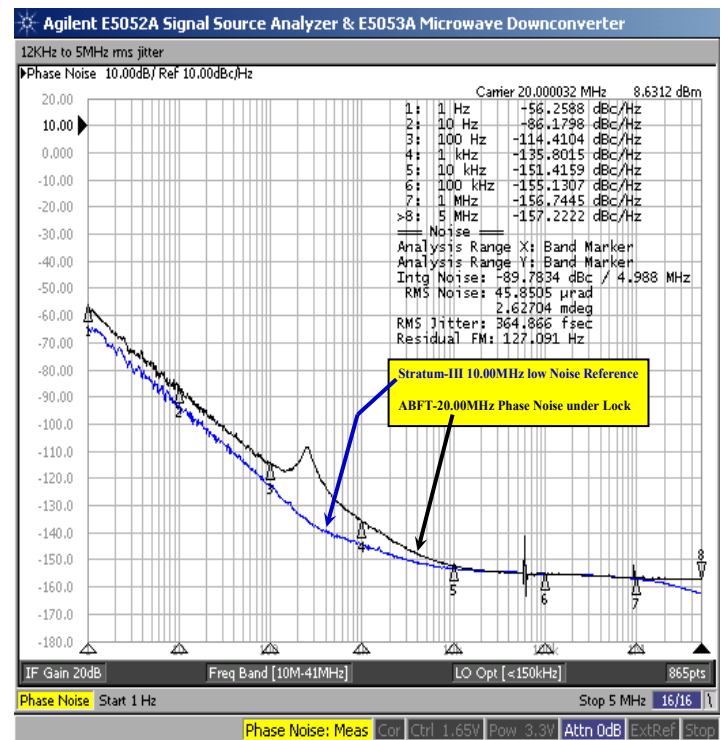
Parameters	Minimum	Typical	Maximum	Units	Notes
Phase Noise @ 20MHz carrier					Close to the carrier phase noise is dependent on the cleanliness of the input reference. However, at 1kHz offset and beyond, ABFT phase noise is practically independent of the input reference noise
1Hz offset from the carrier		-56		dBc/Hz	
10Hz offset from the carrier		-87			
100Hz offset from the carrier		-113			
1,000Hz offset from the carrier		-135	-130		
10,000Hz offset from the carrier		-151	-145		
100,000Hz offset from the carrier		-155	-150		
1,000,000Hz offset from the carrier		-156	-150		
5,000,000Hz offset from the carrier		-157	-155		

PHASE NOISE

Phase Noise under lock (ABFT-20.00MHz with input connected to a low noise, stable 10.00MHz Stratum-III reference signal)



Detailed Comparative Phase Noise Plot (Stratum-III 10.0MHz as Reference)



ABRACON IS
ISO9001:2008
CERTIFIED



Visit www.abracon.com for Terms & Conditions of Sale **Revised: 03.07.12**
30332 Esperanza, Rancho Santa Margarita, California 92688
tel 949-546-8000 | fax 949-546-8001 | www.abracon.com

Frequency Translator-Evaluation Board

ABFT-20.000MHz-EVAL



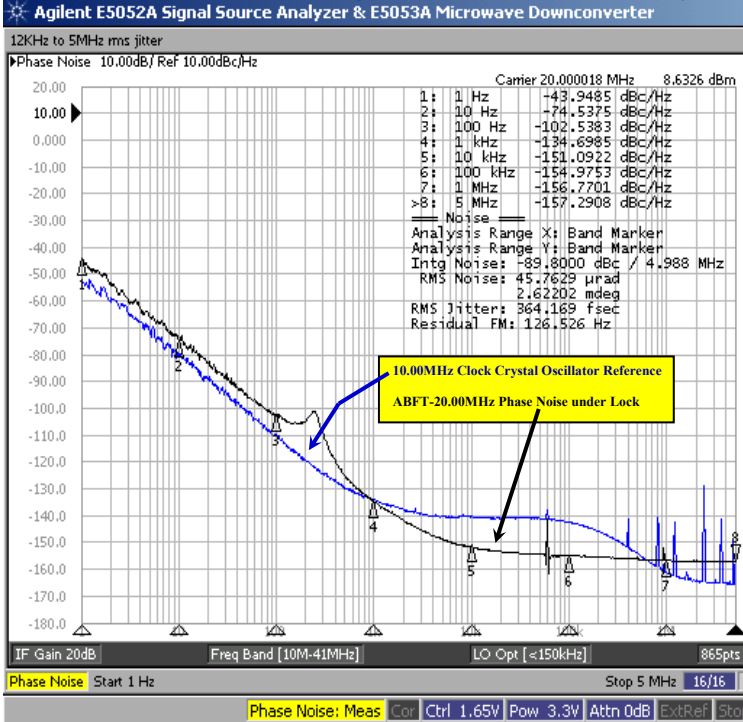
RoHS Compliant



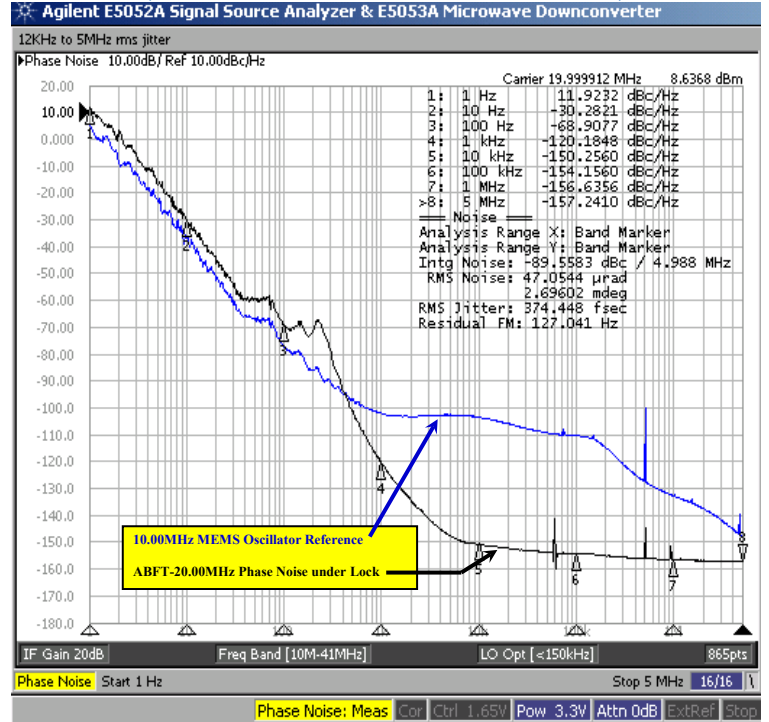
40 x 30 x 8mm

PHASE NOISE

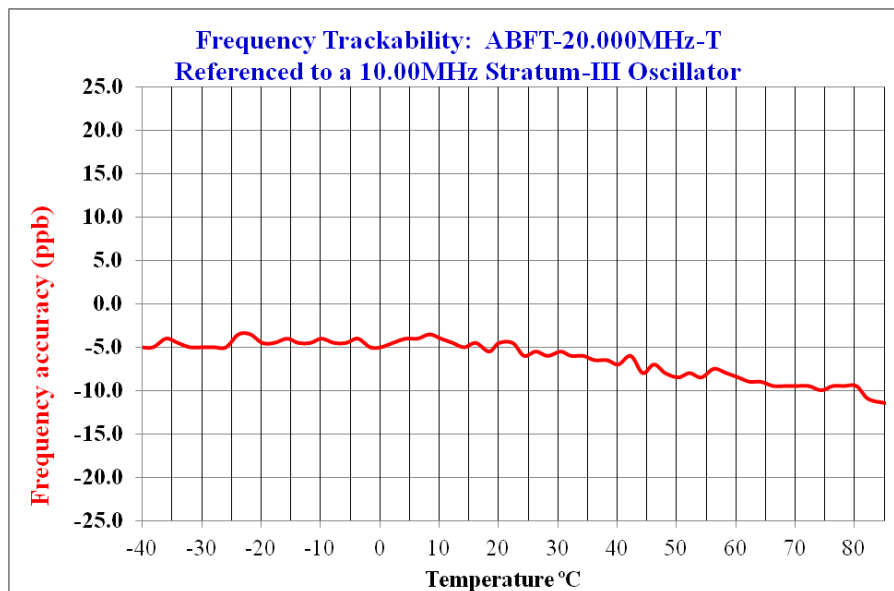
Detailed Comparative Phase Noise Plot
(10.0MHz Clock Crystal Oscillator as Reference)



Detail Comparative Phase Noise Plot
(10.0MHz MEMS Oscillator as Reference)



FREQUENCY TRACKING OVER TEMPERATURE



ABRACON IS
ISO9001:2008
CERTIFIED



Visit www.abracon.com for Terms & Conditions of Sale **Revised: 03.07.12**
30332 Esperanza, Rancho Santa Margarita, California 92688
tel 949-546-8000 | fax 949-546-8001 | www.abracon.com

Frequency Translator-Evaluation Board

ABFT-20.000MHz-EVAL



RoHS
Compliant



40 x 30 x 8mm


PART IDENTIFICATION

ABFT - MHz - EVAL

Frequency in MHz

20.000 MHz
Or
40.000 MHz

OUTLINE DIMENSIONS:



SMA Connector #	Name	Description
1	RF In	10MHz Reference Signal to be connected to this port
2	VDD	+3.3V (±5%) DC Voltage to be connected to this port to bias the Frequency Translator
3	RF Out	Either a 20MHz or a 40MHz LVCMOS signal is present at this port, phase and frequency locked to the 10MHz Reference Signal present on SMA # 1

ATTENTION: Abracon Corporation's products are COTS – Commercial-Off-The-Shelf products; suitable for Commercial, Industrial and, where designated, Automotive Applications. Abracon's products are not specifically designed for Military, Aviation, Aerospace, Life-dependant Medical applications or any application requiring high reliability where component failure could result in loss of life and/or property. For applications requiring high reliability and/or presenting an extreme operating environment, written consent and authorization from Abracon Corporation is required. Please contact Abracon Corporation for more information.

ABRACON IS
ISO9001:2008
CERTIFIED



Visit www.abracon.com for Terms & Conditions of Sale **Revised: 03.07.12**
30332 Esperanza, Rancho Santa Margarita, California 92688
tel 949-546-8000 | fax 949-546-8001 | www.abracon.com