



Chipsmall Limited consists of a professional team with an average of over 10 year of expertise in the distribution of electronic components. Based in Hongkong, we have already established firm and mutual-benefit business relationships with customers from,Europe,America and south Asia,supplying obsolete and hard-to-find components to meet their specific needs.

With the principle of “Quality Parts,Customers Priority,Honest Operation,and Considerate Service”,our business mainly focus on the distribution of electronic components. Line cards we deal with include Microchip,ALPS,ROHM,Xilinx,Pulse,ON,Everlight and Freescale. Main products comprise IC,Modules,Potentiometer,IC Socket,Relay,Connector.Our parts cover such applications as commercial,industrial, and automotives areas.

We are looking forward to setting up business relationship with you and hope to provide you with the best service and solution. Let us make a better world for our industry!



## Contact us

Tel: +86-755-8981 8866 Fax: +86-755-8427 6832

Email & Skype: info@chipsmall.com Web: www.chipsmall.com

Address: A1208, Overseas Decoration Building, #122 Zhenhua RD., Futian, Shenzhen, China




# Multiband Chip Antenna

**ACAJ-109-T**



RoHS / RoHS II Compliant



24.0 x 5.5 x 4.4 mm

Moisture Sensitivity Level (MSL) – MSL = 1

## FEATURES:

- Passive Penta-Band antenna (824MHz ~ 2170MHz)
- Covering GSM850, GSM900, DCS, PCS, & UMTS
- SMA mount, Reflowable to 260 degrees C max.
- Dimensions (24.0mm x 5.5mm x 4.4mm)
- Peak Gain variable across bands from 1.3 ~ 6.4dBi
- VSWR 3.0:1 Max (measured on matched EV board)
- Impedance 50 Ohms
- Linear Polarization / Omni-directional azimuth pattern
- RoHS/RoHS II compliant

## APPLICATIONS:

- GSM850/900MHz
- DCS
- PCS
- UMTS
- Embedded applications

## STANDARD SPECIFICATIONS

### Description

The ACAJ-109-T product is a multi-band antenna that can be tuned to different bands by modifying its matching circuit. The antenna is constructed from a dielectric ceramic material with Ag patterns to form the antenna performance.

### Electrical Characteristics for GSM850

ITEM		SPECIFICATION			
Frequency Range		824 ~ 894MHz			
VSWR		3.5: 1 Max			
Polarization		Linear			
Azimuth Beam Pattern		Omni-directional			
Impedance		50Ω			
Operating Temperature		-35°C to + 85°C			
Frequency [MHz]		824	849	869	894
Gain [dBi]	Peak	-0.3	-0.2	0.4	1.3
	Average	-3.7	-3.6	-3.3	-2.5
Efficiency [%]		42.4	43.8	47.1	56.1


### Electrical Characteristics for GSM900

ITEM		SPECIFICATION			
Frequency Range		880 ~ 960MHz			
VSWR		3.5: 1 Max			
Polarization		Linear			
Azimuth Beam Pattern		Omni-directional			
Impedance		50Ω			
Operating Temperature		-35°C to + 85°C			
Frequency [MHz]		880	915	925	960
Gain [dBi]	Peak	1.5	2.2	2.4	1.8
	Average	-2.4	-1.9	-1.8	-2.3
Efficiency [%]		57.3	64.6	65.8	58.2

# Multiband Chip Antenna

ACAJ-109-T

 RoHS / RoHS II Compliant 



24.0 x 5.5 x 4.4 mm

## STANDARD SPECIFICATIONS

### Electrical Characteristics for DCS1800

ITEM		SPECIFICATION			
Frequency Range		1710 ~ 1880MHz			
VSWR		3.0 : 1 Max			
Polarization		Linear			
Azimuth Beam Pattern		Omni-directional			
Impedance		50Ω			
Operating Temperature		-35°C to + 85°C			
Frequency [MHz]		1710	1785	1805	1880
Gain [dBi]	Peak	6.4	5.8	6.1	5.4
	Average	-0.4	-0.9	-0.6	-1.1
Efficiency [%]		90.9	80.7	86.2	76.8

### Electrical Characteristics for PCS1900

ITEM		SPECIFICATION			
Frequency Range		1850 ~ 1990MHz			
VSWR		3.0 : 1 Max			
Polarization		Linear			
Azimuth Beam Pattern		Omni-directional			
Impedance		50Ω			
Operating Temperature		-35°C to + 85°C			
Frequency [MHz]		1850	1910	1930	1990
Gain [dBi]	Peak	5.6	5.9	5.8	5.5
	Average	-0.8	-0.5	-0.5	-0.6
Efficiency [%]		84.0	89.8	88.6	86.7


### Electrical Characteristics for UMTS2100

ITEM		SPECIFICATION			
Frequency Range		920~2170MHz			
VSWR		3.0 : 1 Max			
Polarization		Linear			
Azimuth Beam Pattern		Omni-directional			
Impedance		50Ω			
Operating Temperature		-35°C to + 85°C			
Frequency [MHz]		1920	1980	2110	2170
Gain [dBi]	Peak	4.8	4.5	4.6	4.5
	Average	-0.7	-0.9	-0.5	-0.2
Efficiency [%]		84.9	82.1	89.5	95.4

# Multiband Chip Antenna

ACAJ-109-T

Pb RoHS / RoHS II Compliant



24.0 x 5.5 x 4.4 mm

## PART IDENTIFICATION:

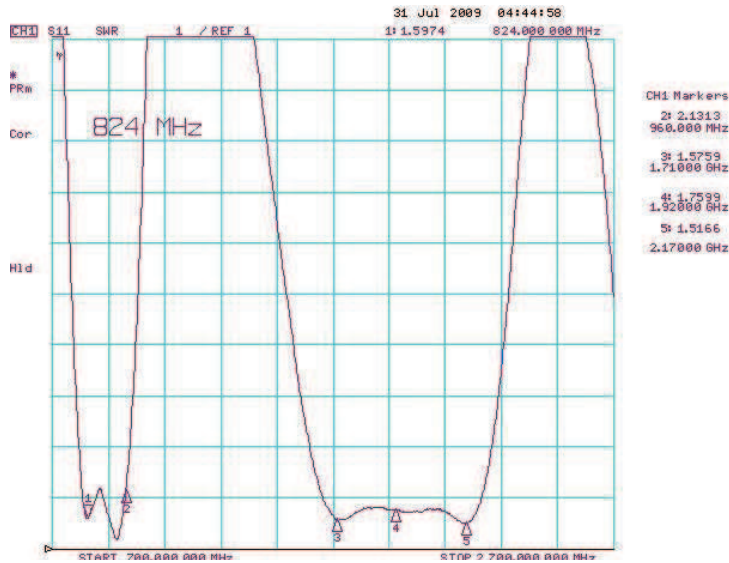
ACAJ-109-□

Packaging

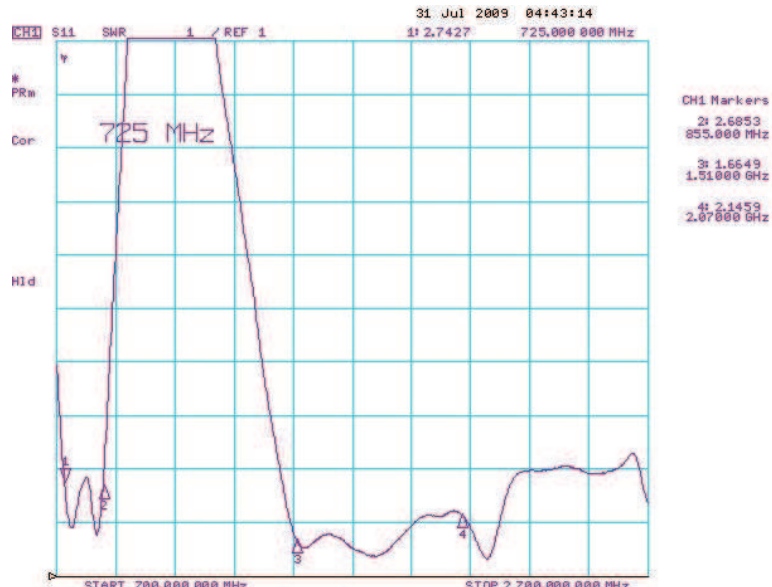
Blank: Bulk

T: Tape and Reel

## S11 (VSWR)- Penta Band (GSM850&900, DCS, PCS, UMTS)



VSWR on EV Board




VSWR @ Manual Jig

# Multiband Chip Antenna


**ACAJ-109-T**

RoHS / RoHS II Compliant



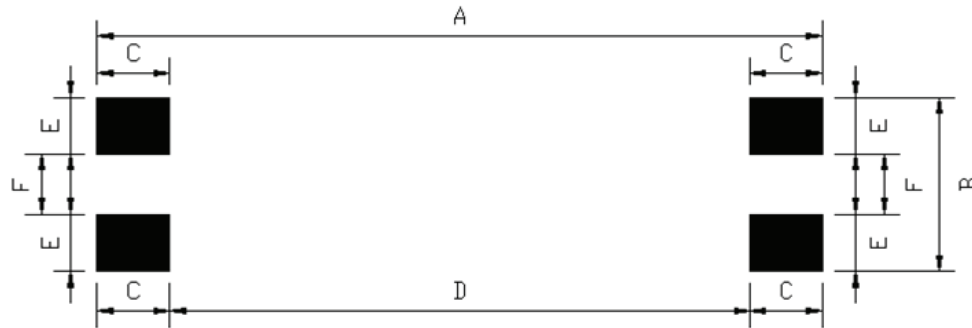
24.0 x 5.5 x 4.4 mm

## OUTLINE DIMENSION:



Tolerance:  $\pm 0.15$

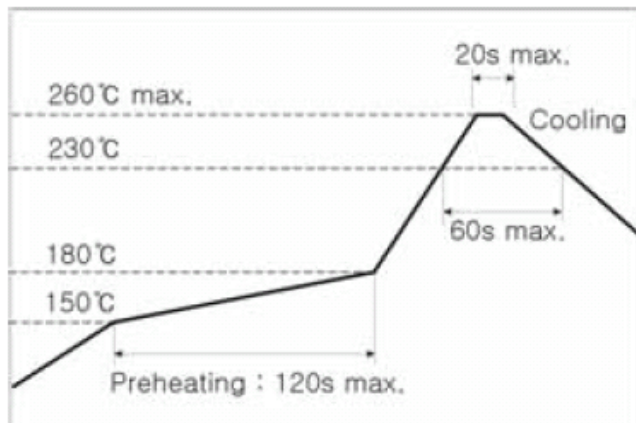
## Recommended Land Pattern



A	B	C	D	E	F
25.0	5.5	2.3	20.4	1.8	1.9

Unit: mm.1

## REFLOW PROFILE:




This product is designed for reflow soldering only. Do not use flow (wave) soldering. Use non-activated flux (Cl content 0.2% max.) Follow the recommended soldering conditions to avoid damage. Reflow-cycle is max. 3 times.

# Multiband Chip Antenna

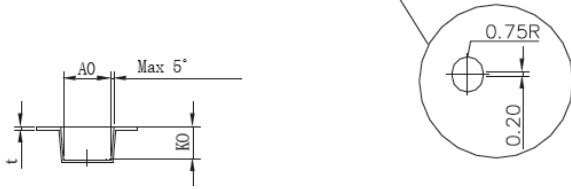
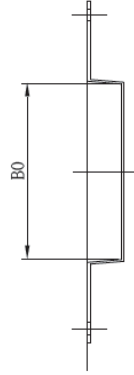
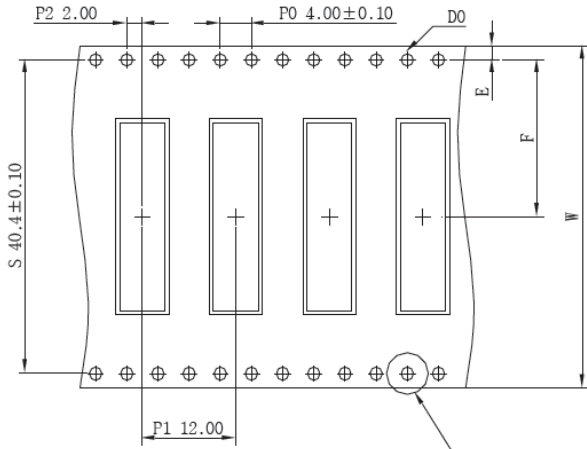
ACAJ-109-T

 RoHS / RoHS II Compliant 

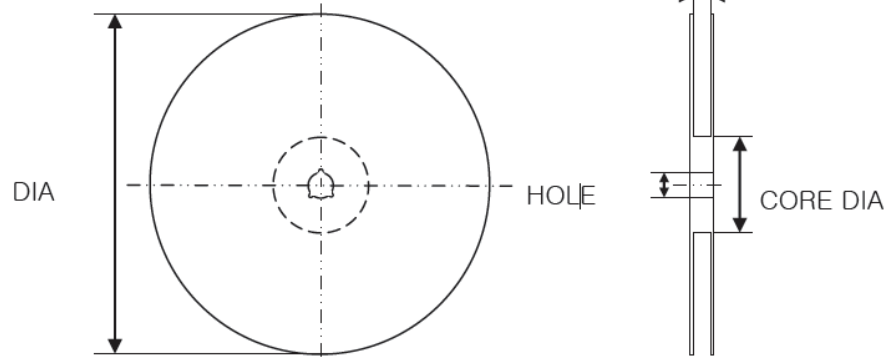


24.0 x 5.5 x 4.4 mm

## TAPE & REEL:



A0	5.80±0.20	E	1.75±0.10
B0	24.30±0.20	F	20.20± 0.20
K0	4.60±0.20	W	44.00±0.30
D0	1.55±0.05	t	0.40±0.05



Item	Size (mm)
DIA	330.0 ± 2
WIDTH	45.5 ± 0.5
CORE DIA	100.0 ± 1
HOLE	13.0 ± 0.3

Package Quantity: 1000units/reel

**ATTENTION:** Abracon Corporation's products are COTS – Commercial-Off-The-Shelf products; suitable for Commercial, Industrial and, where designated, Automotive Applications. Abracon's products are not specifically designed for Military, Aviation, Aerospace, Life-dependant Medical applications or any application requiring high reliability where component failure could result in loss of life and/or property. For applications requiring high reliability and/or presenting an extreme operating environment, written consent and authorization from Abracon Corporation is required. Please contact Abracon Corporation for more information.

ABRACON IS  
ISO9001:2008  
CERTIFIED

 **ABRACON**<sup>®</sup>  
The Power of Linking Together LLC

2 Faraday, Suite# B | Irvine | CA 92618 **Revised: 11.19.15**  
Ph. 949.546.8000 | Fax. 949.546.8001

Visit [www.abracon.com](http://www.abracon.com) for Terms and Conditions of Sale