



Chipsmall Limited consists of a professional team with an average of over 10 year of expertise in the distribution of electronic components. Based in Hongkong, we have already established firm and mutual-benefit business relationships with customers from,Europe,America and south Asia,supplying obsolete and hard-to-find components to meet their specific needs.

With the principle of “Quality Parts,Customers Priority,Honest Operation,and Considerate Service”,our business mainly focus on the distribution of electronic components. Line cards we deal with include Microchip,ALPS,ROHM,Xilinx,Pulse,ON,Everlight and Freescale. Main products comprise IC,Modules,Potentiometer,IC Socket,Relay,Connector.Our parts cover such applications as commercial,industrial, and automotives areas.

We are looking forward to setting up business relationship with you and hope to provide you with the best service and solution. Let us make a better world for our industry!



## Contact us

Tel: +86-755-8981 8866 Fax: +86-755-8427 6832

Email & Skype: info@chipsmall.com Web: www.chipsmall.com

Address: A1208, Overseas Decoration Building, #122 Zhenhua RD., Futian, Shenzhen, China

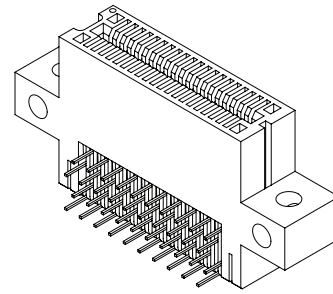




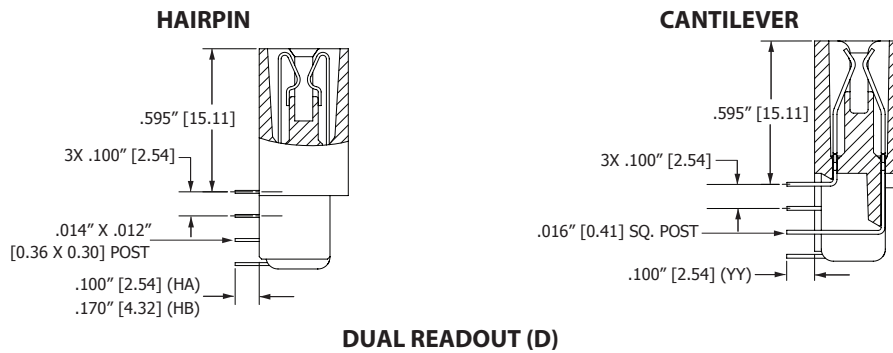
**.050" [1.27 mm] Contact Centers, .915" [23.24 mm] Insulator Height, Right Angle for .031" [0.79 mm], .062" [1.57 mm] or .093" [2.36 mm] Mating PCB**

## SPECIFICATIONS

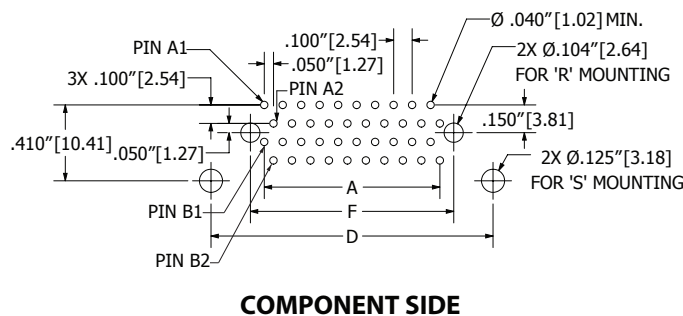
- Accommodates .031" ± .006" [0.79 mm ± 0.15 mm], .062" ± .008" [1.57 mm ± 0.20 mm] or .093" ± .008" [2.36 mm ± 0.20 mm] mating PCB
- PPS or PA9T insulator
- Molded-in key available
- High reliability/high cycle hairpin bellow & cantilever contacts
- 1 Amp current rating per contact for contacts fully energized
- UL Flammability Rating: 94V-0
- Operating Temperature: -65°C up to +200°C



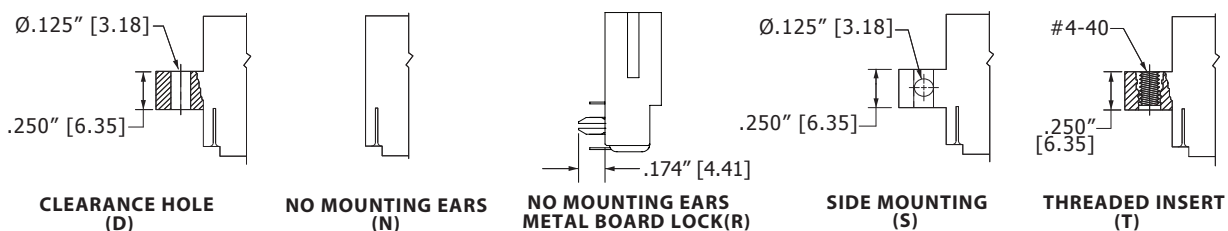
## READOUT & TERMINATION TYPE



## PCB LAYOUT



## MOUNTING STYLE





### .050" [1.27 mm] Contact Centers, .915" [23.24 mm] Insulator Height, Right Angle for .031" [0.79 mm], .062" [1.57 mm] or .093" [2.36 mm] Mating PCB

High Density Card Edge

#### PART NUMBER OPTIONS

##### MATERIALS (INSULATOR/CONTACT)

- G = PA9T/Phosphor Bronze
- R = PPS/Phosphor Bronze
- J = PA9T/Beryllium Copper
- A = PPS/Beryllium Copper
- F = PPS/Spinodal\*\*

Refer to Page 7 for Operating/Processing Temperatures

##### CONTACT FINISH - RoHS Compliant

All platings are Lead Free and have .000050" Nickel underplate

- | Contact Surface      | Termination              |
|----------------------|--------------------------|
| B = .000010" Gold    | .000100" Pure Tin, Matte |
| C = .000030" Gold    | .000100" Pure Tin, Matte |
| ***M = .000030" Gold | .000010" Gold Overall    |
- \*\*\*(YY termination only)

##### CONTACT CENTERS

- B = .050" [1.27 mm]

#### G B B 10 D HA S - Sxxx

##### MODIFICATION CODE (Consult Factory)

- OMIT FOR STANDARD
- S1648 = .031" ±.006" [0.79 ± 0.15] Mating PCB
- S1763 = .093" ±.008" [2.36 ± 0.20] Mating PCB (For HA & HB Termination Only)

##### MOUNTING STYLE (Opposite Page)

- S = Side Mounting
- D = Flush Mounting
- N = No Mounting
- T = Flush Mounting With Threaded Insert
- R = Metal Board Lock

##### TERMINATION TYPE (Opposite Page)

- HA, YY = .100" [2.54 mm] Staggered Right Angle
- HB = .170" [4.32 mm] Staggered Right Angle

##### READOUT (Opposite Page)

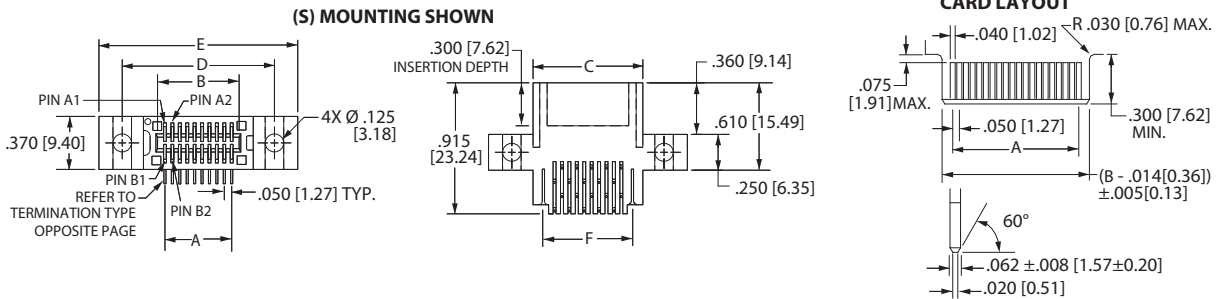
- D = Dual

##### NUMBER OF CONTACT POSITIONS

See Chart Below

\*\* Consult factory for special soldering guidelines. YY termination with 'M' plating only.

#### DIMENSIONS Dimensions in [ ] are in millimeters, all others are in inches.



POSITIONS/ CONTACTS	INCHES						MILLIMETERS					
	A±.005	B±.005	C±.015	D±.010	E±.020	F±.010	A±0.13	B±0.13	C±0.38	D±0.25	E±0.51	F±0.25
05/10	0.200	0.300	0.490	0.776	1.090	0.350	5.08	7.62	12.45	19.71	27.69	8.89
06/12	0.250	0.350	0.540	0.826	1.140	0.400	6.35	8.89	13.72	20.98	28.96	10.16
08/16	0.350	0.450	0.640	0.926	1.240	0.500	8.89	11.43	16.26	23.52	31.50	12.70
09/18	0.400	0.500	0.690	0.976	1.290	0.550	10.16	12.70	17.53	24.79	32.77	13.97
10/20	0.450	0.550	0.740	1.026	1.340	0.600	11.43	13.97	18.80	26.06	34.04	15.24
13/26	0.600	0.700	0.890	1.176	1.490	0.750	15.24	17.78	22.61	29.87	37.85	19.05
14/28	0.650	0.750	0.940	1.226	1.540	0.800	16.51	19.05	23.88	31.14	39.12	20.32
15/30	0.700	0.800	0.990	1.276	1.590	0.850	17.78	20.32	25.15	32.41	40.39	21.59
16/32	0.750	0.850	1.040	1.326	1.640	0.900	19.05	21.59	26.42	33.68	41.66	22.86
20/40	0.950	1.050	1.240	1.526	1.840	1.100	24.13	26.67	31.50	38.76	46.74	27.94
22/44	1.050	1.150	1.340	1.626	1.940	1.200	26.67	29.21	34.04	41.30	49.28	30.48
24/48	1.150	1.250	1.440	1.726	2.040	1.300	29.21	31.75	36.58	43.84	51.82	33.02
25/50	1.200	1.300	1.490	1.776	2.090	1.350	30.48	33.02	37.85	45.11	53.09	34.29
28/56	1.350	1.450	1.640	1.926	2.240	1.500	34.29	36.83	41.66	48.92	56.90	38.10
30/60	1.450	1.550	1.740	2.026	2.340	1.600	36.83	39.37	44.20	51.46	59.44	40.64
34/68	1.650	1.750	1.940	2.226	2.540	1.800	41.91	44.45	49.28	56.54	64.52	45.72
35/70	1.700	1.800	1.990	2.276	2.590	1.850	43.18	45.72	50.55	57.81	65.79	46.99
40/80	1.950	2.050	2.240	2.526	2.840	2.100	49.53	52.07	56.90	64.16	72.14	53.34
41/82*	2.000	2.100	2.290	2.576	2.890	2.150	50.80	53.34	58.17	65.43	73.41	54.61
44/88	2.150	2.250	2.440	2.726	3.040	2.300	54.61	57.15	61.98	69.24	77.22	58.42
45/90	2.200	2.300	2.490	2.776	3.090	2.350	55.88	58.42	63.25	70.51	78.49	59.69
50/100	2.450	2.550	2.740	3.026	3.340	2.600	62.23	64.77	69.60	76.86	84.84	66.04
55/110	2.700	2.800	2.990	3.276	3.590	2.850	68.58	71.12	75.95	83.21	91.19	72.39
56/112	2.750	2.850	3.040	3.326	3.640	2.900	69.85	72.39	77.22	84.48	92.46	73.66
60/120	2.950	3.050	3.240	3.526	3.840	3.100	74.93	77.47	82.30	89.56	97.54	78.74
62/124	3.050	3.150	3.340	3.626	3.940	3.200	77.47	80.01	84.84	92.10	100.08	81.28
64/128	3.150	3.250	3.440	3.726	4.040	3.300	80.01	82.55	87.38	94.64	102.62	83.82
65/130	3.200	3.300	3.490	3.776	4.090	3.350	81.28	83.82	88.65	95.91	103.89	85.09
66/132	3.250	3.350	3.540	3.826	4.140	3.400	82.55	85.09	89.92	97.18	105.16	86.36
70/140	3.450	3.550	3.740	4.026	4.340	3.600	87.63	90.17	95.00	102.26	110.24	91.44
75/150	3.700	3.800	3.990	4.276	4.590	3.850	93.98	96.52	101.35	108.61	116.59	97.79
79/158	3.900	4.000	4.190	4.476	4.790	4.050	99.06	101.60	106.43	113.69	121.67	102.87
80/160	3.950	4.050	4.240	4.526	4.840	4.100	100.33	102.87	107.70	114.96	122.94	104.14
81/162	4.000	4.100	4.290	4.576	4.890	4.150	101.60	104.14	108.97	116.23	124.21	105.41
85/170*	4.200	4.300	4.490	4.776	5.090	4.350	106.68	109.22	114.05	121.31	129.29	110.49
90/180	4.450	4.550	4.740	5.026	5.340	4.600	113.03	115.57	120.40	127.66	135.64	116.84
92/184*	4.550	4.650	4.840	5.126	5.440	4.700	115.57	118.11	122.94	130.20	138.18	119.38
95/190	4.700	4.800	4.990	5.276	5.590	4.850	119.38	121.92	126.75	134.01	141.99	123.19
96/192*	4.750	4.850	5.040	5.326	5.640	4.900	120.65	123.19	128.02	135.28	143.26	124.46
100/200	4.950	5.050	5.240	5.526	5.840	5.100	125.73	128.27	133.10	140.36	148.34	129.54
105/210	5.200	5.300	5.490	5.776	6.090	5.350	132.08	134.62	139.45	146.71	154.69	135.89
106/212	5.250	5.350	5.540	5.826	6.140	5.400	133.35	135.89	140.72	147.98	155.96	137.16
108/216*	5.350	5.450	5.640	5.926	6.240	5.500	135.89	138.43	143.26	150.52	158.50	139.70
110/220	5.450	5.550	5.740	6.026	6.340	5.600	138.43	140.97	145.80	153.06	161.04	142.24
120/240	5.950	6.050	6.240									
				'N' Mounting Only		6.100	151.13	153.67	158.50	'N' Mounting Only		154.94

\* Consult factory for availability for sizes not shown.