



Chipsmall Limited consists of a professional team with an average of over 10 year of expertise in the distribution of electronic components. Based in Hongkong, we have already established firm and mutual-benefit business relationships with customers from,Europe,America and south Asia,supplying obsolete and hard-to-find components to meet their specific needs.

With the principle of “Quality Parts,Customers Priority,Honest Operation,and Considerate Service”,our business mainly focus on the distribution of electronic components. Line cards we deal with include Microchip,ALPS,ROHM,Xilinx,Pulse,ON,Everlight and Freescale. Main products comprise IC,Modules,Potentiometer,IC Socket,Relay,Connector.Our parts cover such applications as commercial,industrial, and automotives areas.

We are looking forward to setting up business relationship with you and hope to provide you with the best service and solution. Let us make a better world for our industry!



Contact us

Tel: +86-755-8981 8866 Fax: +86-755-8427 6832

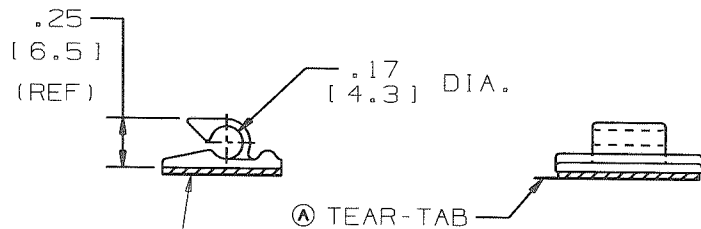
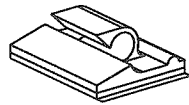
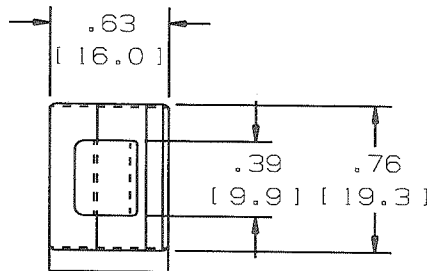
Email & Skype: info@chipsmall.com Web: www.chipsmall.com

Address: A1208, Overseas Decoration Building, #122 Zhenhua RD., Futian, Shenzhen, China



THIS COPY IS PROVIDED ON A RESTRICTED BASIS AND IS NOT TO BE USED IN ANY WAY DETRIMENTAL TO THE INTERESTS OF PANDUIT CORP.

NO WARRANTY, EXPRESSED OR IMPLIED, IS MADE BY PANDUIT WITH RESPECT TO ADHESIVE BOND PERFORMANCE. AMONG OTHER THINGS, THE CONDITIONS UNDER WHICH THESE MOUNTS MAY BE APPLIED, AND/OR THE SURFACE TO WHICH THEY MAY BE APPLIED, ARE BEYOND PANDUIT'S CONTROL.



ADHESIVE BACKING:
PRESSURE SENSITIVE FOAM TAPE, .04(1.0) THICK, WITH RUBBER (-A) ACRYLIC (-AT) OR HIGH BOND ACRYLIC (-AV) ADHESIVE AND PROTECTIVE LINER. LINER TO EXTEND BEYOND EDGE TO FORM TEAR-TAB. MOUNT IS DESIGNED TO SUPPORT .20 lbs. (91g) MAX. WEIGHT ON A CLEAN, DRY, SMOOTH SURFACE.

PANDUIT PART NUMBER*	MAXIMUM CABLE DIA. in. (mm)	WEIGHT lbs. (g)/100pcs
ACC19-A	.19 (4.8)	.17 (77)
ACC19-AT	.19 (4.8)	.17 (77)
ACC19-AV	.19 (4.8)	.17 (77)

- TO APPLY ADHESIVE CORD CLIP:
1. REMOVE PROTECTIVE LINER
 2. PLACE IN DESIRED LOCATION
 3. APPLY PRESSURE TO TOP OF CORD CLIP

NOTES:

- * 1) SEE CURRENT PRICE SHEET FOR PART NUMBER SUFFIX DESIGNATION FOR PACKAGE SIZE AND PART COLOR.

(DIMENSIONS IN PARENTHESES ARE METRIC)

CAD FILENAME/LAYERS G03597BC_DC_GB0239GG/00B

PANDUIT CORP. TINLEY PARK, ILLINOIS

ADHESIVE CORD CLIP
ACC19-A , ACC19-AT , ACC19-AV

UNLESS OTHERWISE SPECIFIED,
DIMENSIONAL TOLERANCES ARE:
(.X) ± N/A (.XXX) ± N/A
(.XX) ± .02 (.5) ANGLES ± 5°

UNLESS OTHERWISE SPECIFIED,
ALL DIMENSIONS ARE GIVEN
IN INCHES, THIRD ANGLE PROJECTION.

DRAWN BY
CGSM

MAT'L:

SCALE
FULL

DATE
2-23-99

NYLON 6/6

DRAWING NO.

GB0239GG

DRG

A
SIZE

REV	DATE	BY	CHK	DESCRIPTION	ECN	R	CUST	SUP
00B	11-6-09	TMSA	SMY	ADDED PART NUMBER ACC19-AV REVISED TO TEAMCENTER NAMING CONVENTION	GB0239GG	00B	KEN	
2	6-5-03	MSAD		MODIFIED BASE LENGTH AND WIDTH DIMENSIONS	GB0239GG	2		
1	7-15-99	CGSM		REPLACED ISO VIEW	GB0239GG	1		
R	2-23-99	CGSM		RE-DRAWN FROM DWG SS-7173	GB0239GG	R		

CHK'D
KEN