



Chipsmall Limited consists of a professional team with an average of over 10 year of expertise in the distribution of electronic components. Based in Hongkong, we have already established firm and mutual-benefit business relationships with customers from,Europe,America and south Asia,supplying obsolete and hard-to-find components to meet their specific needs.

With the principle of “Quality Parts,Customers Priority,Honest Operation,and Considerate Service”,our business mainly focus on the distribution of electronic components. Line cards we deal with include Microchip,ALPS,ROHM,Xilinx,Pulse,ON,Everlight and Freescale. Main products comprise IC,Modules,Potentiometer,IC Socket,Relay,Connector.Our parts cover such applications as commercial,industrial, and automotives areas.

We are looking forward to setting up business relationship with you and hope to provide you with the best service and solution. Let us make a better world for our industry!



Contact us

Tel: +86-755-8981 8866 Fax: +86-755-8427 6832

Email & Skype: info@chipsmall.com Web: www.chipsmall.com

Address: A1208, Overseas Decoration Building, #122 Zhenhua RD., Futian, Shenzhen, China



RedyKits for the ADP124 Low Dropout (LDO) Linear Regulator

FEATURES

Several voltage options for evaluation

Surface-mount **ADP124** 8-lead, exposed pad MSOP and LFCSP parts that can be easily soldered to the evaluation boards

Additional parts for prototyping

ADP124RHZ-REDYKIT CONTENTS

1 ADP124-3.3-EVALZ MSOP evaluation board with 3.3 V output

7 ADP124 MSOP voltage options in a labeled bag

ADP124CPZ-REDYKIT CONTENTS

1 ADP124CP-3.3-EVALZ LFCSP evaluation board with 3.3 V output

3 ADP124 LFCSP voltage options in a labeled bag

GENERAL DESCRIPTION

The ADP124RHZ-REDYKIT™ and ADP124CPZ-REDYKIT allow simplified prototyping and evaluation and is available for several standard fixed output voltage options in the ADP124 product family. The kits allow the user to evaluate the voltage options with two easy to order kits.

All surface-mount ADP124 parts are sorted and stored in the kits with the Analog Devices, Inc., part number and fixed output voltage clearly printed on each zip-top bag.

The kits can be used in the engineering lab to evaluate different voltage options. If other voltage options must be evaluated, a different part from the kits can be easily soldered onto one of the evaluation boards supplied with each kit.

The ADP124RHZ-REDYKIT is available with a fixed 3.3 V output voltage evaluation board. The ADP124CPZ-REDYKIT is available with a fixed 3.3 V output voltage evaluation board. The kits also contain additional parts for prototyping.

The kit enclosure, which contains individually packaged parts and the evaluation board, is packaged in an ESD foam pad inside a treated cardboard box that measures 8.7" (L) × 7.9" (W) × 1.75" (H), that is, 22 cm (L) × 20 cm (W) × 4.5 cm (H).

The user guide for the ADP124 evaluation boards is the [UG-056](#).



Figure 1. ADP124RHZ-REDYKIT Evaluation Kit



Figure 2. ADP124CPZ-REDYKIT Evaluation Kit

TABLE OF CONTENTS

Features	1	Revision History	2
ADP124RHZ-REDYKIT Contents	1	Evaluation Board Layout and Circuit Diagram.....	3
ADP124CPZ-REDYKIT Contents.....	1	Ordering Information.....	5
General Description	1	Bill of Materials.....	5

REVISION HISTORY

3/11—Rev. C to Rev. D

Changes to Figure 1 and Figure 2.....	1
---------------------------------------	---

2/11—Rev. B to Rev. C

Added ADP124ARHZ-2.7-R7, ADP124ARHZ-2.8-R7, ADP124ARHZ-2.85-R7, and ADP124ARHZ-2.9-R7 ... Universal Changes to Figure 2.....	1
--	---

12/10—Rev. A to Rev. B

Added ADP124CP REDYKIT Throughout.....	Universal
Added Figure 2 and Renumbered Sequentially.....	1
Changes to Figure 4 and Figure 5.....	4
Added Table 2.....	5

9/10—Rev. 0 to Rev. A

Added ADP125 and LFCSP Throughout.....	Universal
Changes to Features and ADP124RHZ-RedyKit Contents Sections	1
Deleted Figure 2; Renumbered Sequentially.....	1
Replaced Evaluation Board Layout and Circuit Diagram Section.....	3
Changes to Bill of Materials Section	5

7/10—Revision 0: Initial Version

EVALUATION BOARD LAYOUT AND CIRCUIT DIAGRAM

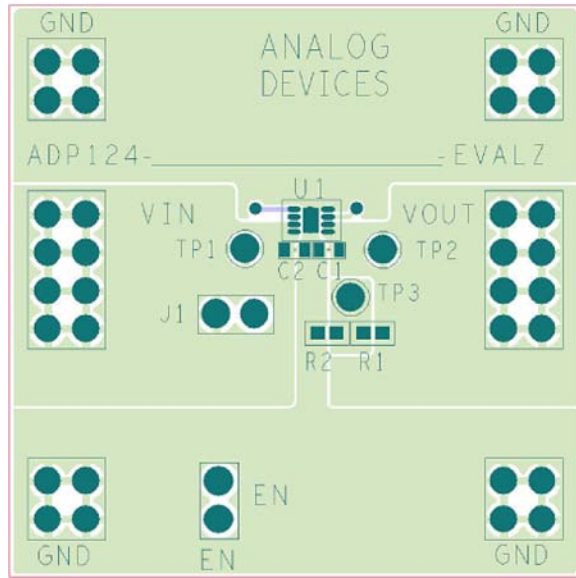


Figure 3. ADP124 MSOP Evaluation Board Layout

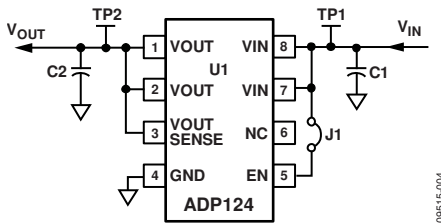


Figure 4. ADP124 Evaluation Board Circuit Diagram, MSOP

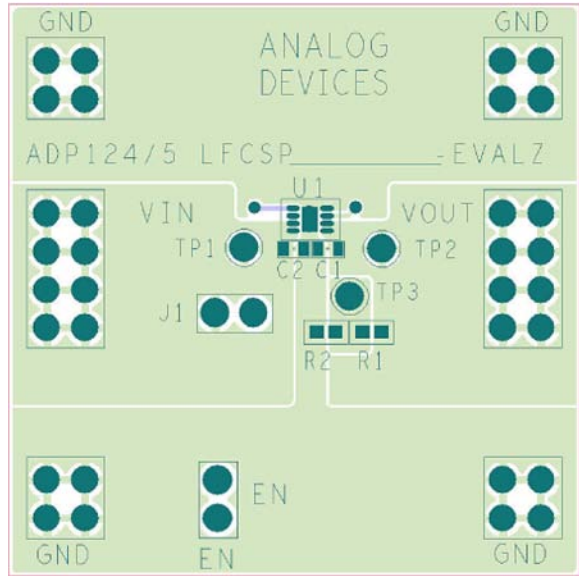


Figure 5. ADP124 PCB Layout, LFCSP

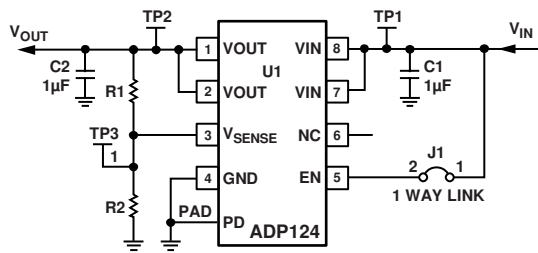


Figure 6. ADP124 Evaluation Board Schematic, LFCSP

ORDERING INFORMATION

BILL OF MATERIALS

Table 1. ADP124RHZ-REDYKIT

CONTENTS			
Qty	Model	Output Voltage (V)	Description
3	ADP124ARHZ-1.8-R7	1.8	8-Lead MINI_SO_EP
3	ADP124ARHZ-2.5-R7	2.5	8-Lead MINI_SO_EP
3	ADP124ARHZ-2.7-R7	2.7	8-Lead MINI_SO_EP
3	ADP124ARHZ-2.8-R7	2.8	8-Lead MINI_SO_EP
3	ADP124ARHZ-2.85-R7	2.85	8-Lead MINI_SO_EP
3	ADP124ARHZ-2.9-R7	2.9	8-Lead MINI_SO_EP
3	ADP124ARHZ-3.0-R7	3.0	8-Lead MINI_SO_EP
1	ADP124-3.3-EVALZ	3.3	MSOP evaluation board

Table 2. ADP124CPZ-REDYKIT

Qty	Model	Output Voltage (V)	Description
3	ADP124ACPZ-1.8-R7	1.8	8-Lead LFCSP_UD
3	ADP124ACPZ-2.8-R7	2.8	8-Lead LFCSP_UD
3	ADP124ACPZ-3.0-R7	3.0	8-Lead LFCSP_UD
1	ADP124CP-3.3-EVALZ	3.3	LFCSP evaluation board



Figure 7. ADP124RHZ-REDYKIT Contents

NOTES

NOTES

NOTES

**ESD Caution**

ESD (electrostatic discharge) sensitive device. Charged devices and circuit boards can discharge without detection. Although this product features patented or proprietary protection circuitry, damage may occur on devices subjected to high energy ESD. Therefore, proper ESD precautions should be taken to avoid performance degradation or loss of functionality.

Legal Terms and Conditions

By using the evaluation board discussed herein (together with any tools, components documentation or support materials, the "Evaluation Board"), you are agreeing to be bound by the terms and conditions set forth below ("Agreement") unless you have purchased the Evaluation Board, in which case the Analog Devices Standard Terms and Conditions of Sale shall govern. Do not use the Evaluation Board until you have read and agreed to the Agreement. Your use of the Evaluation Board shall signify your acceptance of the Agreement. This Agreement is made by and between you ("Customer") and Analog Devices, Inc. ("ADI"), with its principal place of business at One Technology Way, Norwood, MA 02062, USA. Subject to the terms and conditions of the Agreement, ADI hereby grants to Customer a free, limited, personal, temporary, non-exclusive, non-sublicensable, non-transferable license to use the Evaluation Board FOR EVALUATION PURPOSES ONLY. Customer understands and agrees that the Evaluation Board is provided for the sole and exclusive purpose referenced above, and agrees not to use the Evaluation Board for any other purpose. Furthermore, the license granted is expressly made subject to the following additional limitations: Customer shall not (i) rent, lease, display, sell, transfer, assign, sublicense, or distribute the Evaluation Board; and (ii) permit any Third Party to access the Evaluation Board. As used herein, the term "Third Party" includes any entity other than ADI, Customer, their employees, affiliates and in-house consultants. The Evaluation Board is NOT sold to Customer; all rights not expressly granted herein, including ownership of the Evaluation Board, are reserved by ADI. CONFIDENTIALITY. This Agreement and the Evaluation Board shall all be considered the confidential and proprietary information of ADI. Customer may not disclose or transfer any portion of the Evaluation Board to any other party for any reason. Upon discontinuation of use of the Evaluation Board or termination of this Agreement, Customer agrees to promptly return the Evaluation Board to ADI. ADDITIONAL RESTRICTIONS. Customer may not disassemble, decompile or reverse engineer chips on the Evaluation Board. Customer shall inform ADI of any occurred damages or any modifications or alterations it makes to the Evaluation Board, including but not limited to soldering or any other activity that affects the material content of the Evaluation Board. Modifications to the Evaluation Board must comply with applicable law, including but not limited to the RoHS Directive. TERMINATION. ADI may terminate this Agreement at any time upon giving written notice to Customer. Customer agrees to return to ADI the Evaluation Board at that time. LIMITATION OF LIABILITY. THE EVALUATION BOARD PROVIDED HEREUNDER IS PROVIDED "AS IS" AND ADI MAKES NO WARRANTIES OR REPRESENTATIONS OF ANY KIND WITH RESPECT TO IT. ADI SPECIFICALLY DISCLAIMS ANY REPRESENTATIONS, ENDORSEMENTS, GUARANTEES, OR WARRANTIES, EXPRESS OR IMPLIED, RELATED TO THE EVALUATION BOARD INCLUDING, BUT NOT LIMITED TO, THE IMPLIED WARRANTY OF MERCHANTABILITY, TITLE, FITNESS FOR A PARTICULAR PURPOSE OR NON-INFRINGEMENT OF INTELLECTUAL PROPERTY RIGHTS. IN NO EVENT WILL ADI AND ITS LICENSORS BE LIABLE FOR ANY INCIDENTAL, SPECIAL, INDIRECT, OR CONSEQUENTIAL DAMAGES RESULTING FROM CUSTOMER'S POSSESSION OR USE OF THE EVALUATION BOARD, INCLUDING BUT NOT LIMITED TO LOST PROFITS, DELAY COSTS, LABOR COSTS OR LOSS OF GOODWILL. ADI'S TOTAL LIABILITY FROM ANY AND ALL CAUSES SHALL BE LIMITED TO THE AMOUNT OF ONE HUNDRED US DOLLARS (\$100,000). EXPORT. Customer agrees that it will not directly or indirectly export the Evaluation Board to another country, and that it will comply with all applicable United States federal laws and regulations relating to exports. GOVERNING LAW. This Agreement shall be governed by and construed in accordance with the substantive laws of the Commonwealth of Massachusetts (excluding conflict of law rules). Any legal action regarding this Agreement will be heard in the state or federal courts having jurisdiction in Suffolk County, Massachusetts, and Customer hereby submits to the personal jurisdiction and venue of such courts. The United Nations Convention on Contracts for the International Sale of Goods shall not apply to this Agreement and is expressly disclaimed.