



Chipsmall Limited consists of a professional team with an average of over 10 year of expertise in the distribution of electronic components. Based in Hongkong, we have already established firm and mutual-benefit business relationships with customers from,Europe,America and south Asia,supplying obsolete and hard-to-find components to meet their specific needs.

With the principle of “Quality Parts,Customers Priority,Honest Operation,and Considerate Service”,our business mainly focus on the distribution of electronic components. Line cards we deal with include Microchip,ALPS,ROHM,Xilinx,Pulse,ON,Everlight and Freescale. Main products comprise IC,Modules,Potentiometer,IC Socket,Relay,Connector.Our parts cover such applications as commercial,industrial, and automotives areas.

We are looking forward to setting up business relationship with you and hope to provide you with the best service and solution. Let us make a better world for our industry!



## Contact us

Tel: +86-755-8981 8866 Fax: +86-755-8427 6832

Email & Skype: info@chipsmall.com Web: www.chipsmall.com

Address: A1208, Overseas Decoration Building, #122 Zhenhua RD., Futian, Shenzhen, China





## RedyKit™ for the **ADP151** LDO

### FEATURES

- All-voltage option for evaluation
- Surface-mount **ADP151** parts that can be easily soldered
- Additional parts for prototyping

### ADP151UJZ-REDYKIT CONTENTS

- One ADP151-3.3-EVALZ evaluation board,  $V_{OUT} = 3.3\text{ V}$
- One ADP151-2.8-EVALZ evaluation board,  $V_{OUT} = 2.8\text{ V}$
- Five additional **ADP151** voltage options in a labeled bag

### ADP151CPZ-REDYKIT CONTENTS

- One ADP151-3.3-EVALZ evaluation board,  $V_{OUT} = 3.3\text{ V}$
- One ADP151-2.8-EVALZ evaluation board,  $V_{OUT} = 2.8\text{ V}$
- Six additional **ADP151** voltage options in a labeled bag

### GENERAL DESCRIPTION

The ADP151UJZ-RedyKit and ADP151CPZ-RedyKit allow simplified prototyping and evaluation and are available for every standard fixed output voltage option in the **ADP151** product family. This allows the user to evaluate the voltage options with one easy-to-order kit.

All surface-mount ADP151 parts are sorted and stored in the kits with the Analog Devices, Inc., part number and fixed output voltage clearly printed on each zip-top bag (see Figure 1 and Figure 2).

The kits can be used in the engineering lab to evaluate required voltage options. If other voltage options must be evaluated, a different part from the kits can be easily soldered onto one of the evaluation boards supplied with the kit.

The ADP151UJZ-RedyKit and ADP151CPZ-RedyKit are available with fixed 3.3 V and 2.8 V evaluation boards. The kits also contains additional parts for prototyping. The kits, which contains individually packaged parts and the two evaluation boards, are packaged in an ESD foam pad inside a treated cardboard box that measures 8.7" (L) × 7.9" (W) × 1.75" (H), that is, 22 cm (L) × 20 cm (W) × 4.5 cm (H).

For additional information, also see the ADP151 evaluation board user guide, [UG-116](#).

### REDYKIT PACKAGES



Figure 1. ADP151UJZ-RedyKit

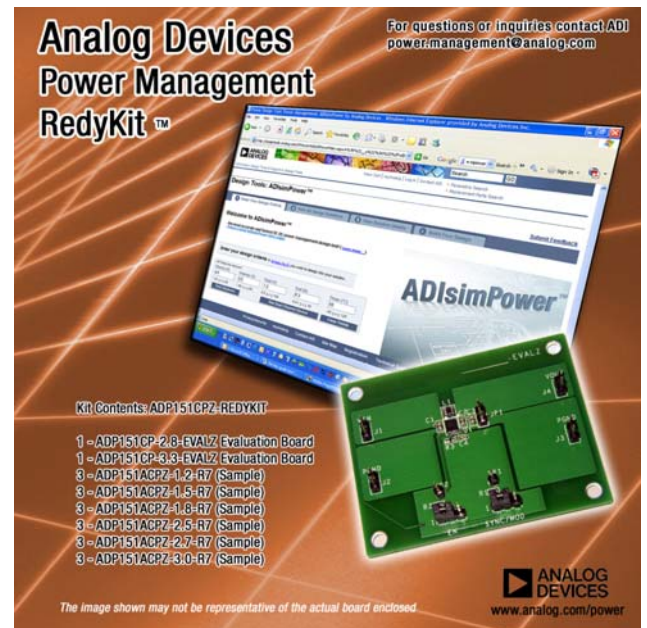


Figure 2. ADP151CPZ-RedyKit

**TABLE OF CONTENTS**

Features .....	1	Revision History .....	2
ADP151UJZ-RedyKit Contents.....	1	Evaluation Board Schematics and Artwork.....	3
ADP151CPZ-RedyKit Contents.....	1	Ordering Information.....	5
General Description .....	1	RedyKit Bill of Materials (BOMs).....	5
RedyKit Packages.....	1		

**REVISION HISTORY**

**6/11—Rev. A to Rev. B**

Change to ADP151UJZ-RedyKit Contents Section and ADP151CPZ-RedyKit Contents Section.....	1
Changes to Figure 1 and Figure 2.....	1
Deleted Figure 3 and Figure 4.....	3
Changes to Table 1 and Table 2.....	6

**1/11—Rev. 0 to Rev. A**

Added ADP151CPZ-RedyKit Contents Section and Figure 2; Renumbered Sequentially.....	1
Changes to General Description Section .....	1
Moved and Changes to Figure 3 .....	3
Added Figure 4.....	3
Added Figure 7 and Figure 8.....	5
Added Table 2.....	6

**7/10—Revision 0: Initial Version**

# EVALUATION BOARD SCHEMATICS AND ARTWORK

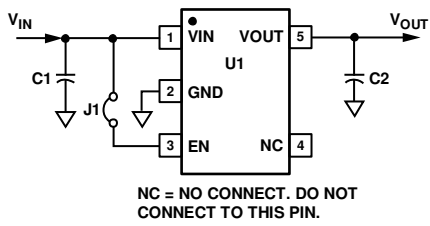


Figure 3. ADP151UJZ-RedyKit Evaluation Board Schematic




Figure 4. ADP151UJZ-RedyKit Evaluation Board Layout

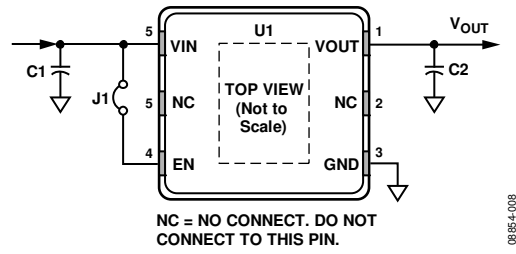


Figure 5. ADP151CPZ-RedyKit Evaluation Board Schematic

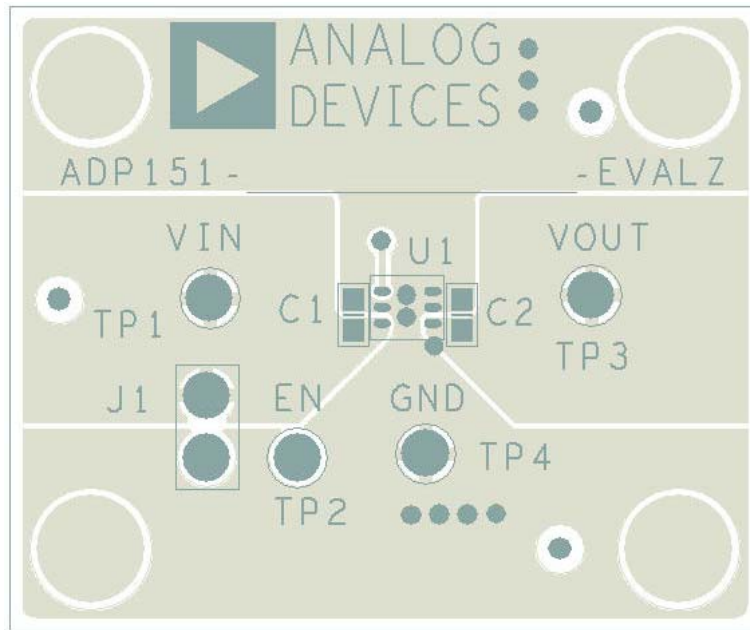


Figure 6. ADP151CPZ-RedyKit Evaluation Board Layout

**ORDERING INFORMATION****REDYKIT BILL OF MATERIALS (BOMs)**

Table 1. ADP151UJZ-RedyKit BOM

Qty.	Model	Output Voltage (V <sub>out</sub> )	Maximum Current	Description
1	ADP151-3.3-EVALZ	3.3 V	200 mA	Evaluation board
1	ADP151-2.8-EVALZ	2.8 V	200 mA	Evaluation board
3	ADP151AUJZ-1.2-R7	1.2 V	200 mA	5-lead TSOT
3	ADP151AUJZ-1.5-R7	1.5 V	200 mA	5-lead TSOT
3	ADP151AUJZ-1.8-R7	1.8 V	200 mA	5-lead TSOT
3	ADP151AUJZ-2.5-R7	2.5 V	200 mA	5-lead TSOT
3	ADP151AUJZ-3.0-R7	3.0 V	200 mA	5-lead TSOT

Table 2. ADP151CPZ-RedyKit BOM

Qty.	Model	Output Voltage (V <sub>out</sub> )	Maximum Current	Description
1	ADP151CP-3.3-EVALZ	3.3 V	200 mA	Evaluation board
1	ADP151CP-2.8-EVALZ	2.8 V	200 mA	Evaluation board
3	ADP151ACPZ-1.2-R7	1.2 V	200 mA	6-lead LFCSP
3	ADP151ACPZ-1.5-R7	1.5 V	200 mA	6-lead LFCSP
3	ADP151ACPZ-1.8-R7	1.8 V	200 mA	6-lead LFCSP
3	ADP151ACPZ-2.5-R7	2.5 V	200 mA	6-lead LFCSP
3	ADP151ACPZ-2.7-R7	2.7 V	200 mA	6-lead LFCSP
3	ADP151ACPZ-3.0-R7	3.0 V	200 mA	6-lead LFCSP

**NOTES**

**NOTES**



## NOTES

**ESD Caution**

**ESD (electrostatic discharge) sensitive device.** Charged devices and circuit boards can discharge without detection. Although this product features patented or proprietary protection circuitry, damage may occur on devices subjected to high energy ESD. Therefore, proper ESD precautions should be taken to avoid performance degradation or loss of functionality.

**Legal Terms and Conditions**

By using the evaluation board discussed herein (together with any tools, components documentation or support materials, the "Evaluation Board"), you are agreeing to be bound by the terms and conditions set forth below ("Agreement") unless you have purchased the Evaluation Board, in which case the Analog Devices Standard Terms and Conditions of Sale shall govern. Do not use the Evaluation Board until you have read and agreed to the Agreement. Your use of the Evaluation Board shall signify your acceptance of the Agreement. This Agreement is made by and between you ("Customer") and Analog Devices, Inc. ("ADI"), with its principal place of business at One Technology Way, Norwood, MA 02062, USA. Subject to the terms and conditions of the Agreement, ADI hereby grants to Customer a free, limited, personal, temporary, non-exclusive, non-sublicensable, non-transferable license to use the Evaluation Board FOR EVALUATION PURPOSES ONLY. Customer understands and agrees that the Evaluation Board is provided for the sole and exclusive purpose referenced above, and agrees not to use the Evaluation Board for any other purpose. Furthermore, the license granted is expressly made subject to the following additional limitations: Customer shall not (i) rent, lease, display, sell, transfer, assign, sublicense, or distribute the Evaluation Board; and (ii) permit any Third Party to access the Evaluation Board. As used herein, the term "Third Party" includes any entity other than ADI, Customer, their employees, affiliates and in-house consultants. The Evaluation Board is NOT sold to Customer; all rights not expressly granted herein, including ownership of the Evaluation Board, are reserved by ADI. CONFIDENTIALITY. This Agreement and the Evaluation Board shall all be considered the confidential and proprietary information of ADI. Customer may not disclose or transfer any portion of the Evaluation Board to any other party for any reason. Upon discontinuation of use of the Evaluation Board or termination of this Agreement, Customer agrees to promptly return the Evaluation Board to ADI. ADDITIONAL RESTRICTIONS. Customer may not disassemble, decompile or reverse engineer chips on the Evaluation Board. Customer shall inform ADI of any occurred damages or any modifications or alterations it makes to the Evaluation Board, including but not limited to soldering or any other activity that affects the material content of the Evaluation Board. Modifications to the Evaluation Board must comply with applicable law, including but not limited to the RoHS Directive. TERMINATION. ADI may terminate this Agreement at any time upon giving written notice to Customer. Customer agrees to return to ADI the Evaluation Board at that time. LIMITATION OF LIABILITY. THE EVALUATION BOARD PROVIDED HEREUNDER IS PROVIDED "AS IS" AND ADI MAKES NO WARRANTIES OR REPRESENTATIONS OF ANY KIND WITH RESPECT TO IT. ADI SPECIFICALLY DISCLAIMS ANY REPRESENTATIONS, ENDORSEMENTS, GUARANTEES, OR WARRANTIES, EXPRESS OR IMPLIED, RELATED TO THE EVALUATION BOARD INCLUDING, BUT NOT LIMITED TO, THE IMPLIED WARRANTY OF MERCHANTABILITY, TITLE, FITNESS FOR A PARTICULAR PURPOSE OR NON-INFRINGEMENT OF INTELLECTUAL PROPERTY RIGHTS. IN NO EVENT WILL ADI AND ITS LICENSORS BE LIABLE FOR ANY INCIDENTAL, SPECIAL, INDIRECT, OR CONSEQUENTIAL DAMAGES RESULTING FROM CUSTOMER'S POSSESSION OR USE OF THE EVALUATION BOARD, INCLUDING BUT NOT LIMITED TO LOST PROFITS, DELAY COSTS, LABOR COSTS OR LOSS OF GOODWILL. ADI'S TOTAL LIABILITY FROM ANY AND ALL CAUSES SHALL BE LIMITED TO THE AMOUNT OF ONE HUNDRED US DOLLARS (\$100.00). EXPORT. Customer agrees that it will not directly or indirectly export the Evaluation Board to another country, and that it will comply with all applicable United States federal laws and regulations relating to exports. GOVERNING LAW. This Agreement shall be governed by and construed in accordance with the substantive laws of the Commonwealth of Massachusetts (excluding conflict of law rules). Any legal action regarding this Agreement will be heard in the state or federal courts having jurisdiction in Suffolk County, Massachusetts, and Customer hereby submits to the personal jurisdiction and venue of such courts. The United Nations Convention on Contracts for the International Sale of Goods shall not apply to this Agreement and is expressly disclaimed.