



Chipsmall Limited consists of a professional team with an average of over 10 year of expertise in the distribution of electronic components. Based in Hongkong, we have already established firm and mutual-benefit business relationships with customers from,Europe,America and south Asia,supplying obsolete and hard-to-find components to meet their specific needs.

With the principle of “Quality Parts,Customers Priority,Honest Operation,and Considerate Service”,our business mainly focus on the distribution of electronic components. Line cards we deal with include Microchip,ALPS,ROHM,Xilinx,Pulse,ON,Everlight and Freescale. Main products comprise IC,Modules,Potentiometer,IC Socket,Relay,Connector.Our parts cover such applications as commercial,industrial, and automotives areas.

We are looking forward to setting up business relationship with you and hope to provide you with the best service and solution. Let us make a better world for our industry!



Contact us

Tel: +86-755-8981 8866 Fax: +86-755-8427 6832

Email & Skype: info@chipsmall.com Web: www.chipsmall.com

Address: A1208, Overseas Decoration Building, #122 Zhenhua RD., Futian, Shenzhen, China



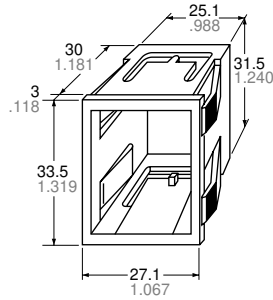
S1DXM-A/M/S1DX COMMON OPTIONS

■ Accessory (Unit: mm inch)

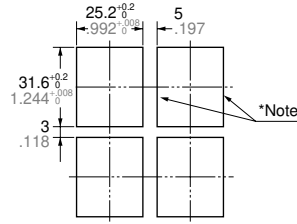
- Mounting frame (for panel mounting type)



ADX18002 (Titanium-gray)
ADX18006 (Gray)
ADX18007 (Black)

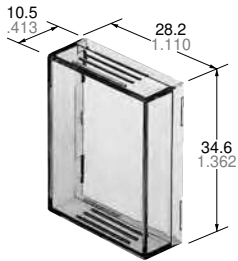


Panel cutout dimensions



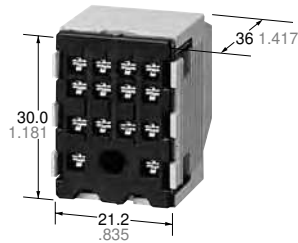
Board thickness 1 to 3 mm
Note: Make sure the holes area stays as right angles.

- Protective cover



ADX18008

- Cap block



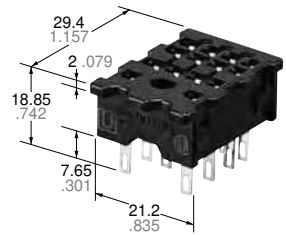
ADX18011

- Cap for cap block



ADX18004

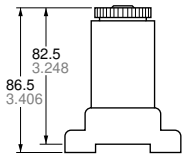
- Socket for cap block



ADX18003

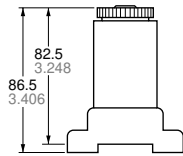
■ Terminal socket

- HC2 slim DIN terminal socket



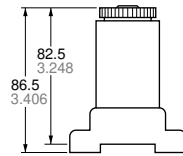
HC2-SFD-S

- HC2 DIN high terminal socket



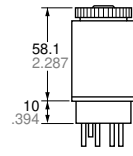
HC2-SFD-K

- HC4 DIN high terminal socket



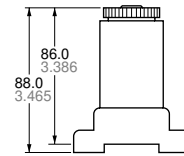
HC4-SFD-K

- HC4 socket



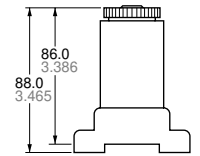
HC4-SS-K

- HJ2 terminal socket



HJ2-SFD/HJ2-SFD-S

- HJ4 terminal socket



HJ4-SFD/HJ4-SFD-S

■ Socket leaf holding clip

ADX18001		ADX18012	
Appearance	Dimensions	Appearance	Dimensions
(2 pieces per set)		(2 pieces per set)	

AD68002		■ Socket line holding clip for S1DXM-A/M (Sold separately)
Appearance	Dimensions	
(2 pieces per set)		

ADX28005

Terminal socket	Type	Application				
		ADX18001	ADX18012	AD68002	ADX28005 ^{*2}	ADX18005 ^{*1}
For HC relay	HC2-SFD-S ^{*3}	—	—	○	○	—
	HC2-SFD-K ^{*3}	○	—	△	○	—
	HC4-SFD-K ^{*3}	○	—	△	○	—
	HC2-SF-K	—	—	—	○	○
	HC4-HSF-K	—	—	—	○	○
	HC2-SS-K	—	—	—	○	○
For HJ relay	HC4-SS-K	—	—	—	○	○
	HJ2-SFD ^{*3}	—	○	—	—	—
	HJ2-SFD-S ^{*3}	—	○	—	—	—
	HJ4-SFD ^{*3}	—	△	—	—	—
HJ4-SFD-S ^{*3}	—	△	—	—	—	

Notes: The triangles indicate that removal will be slightly difficult when installed laterally in succession.

*1. The socket line holding clip ADX18005 is enclosed in the S1DX timer.


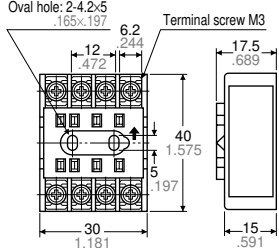

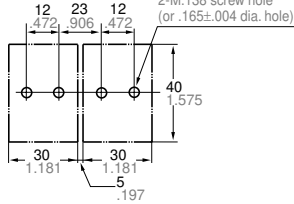

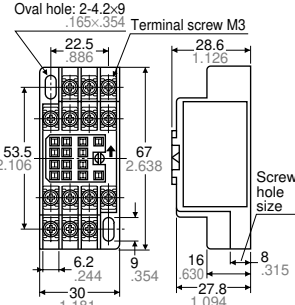
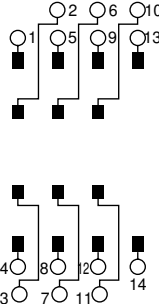
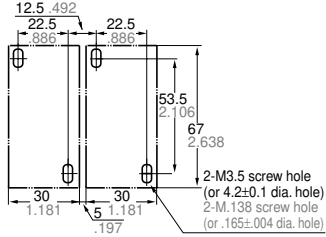

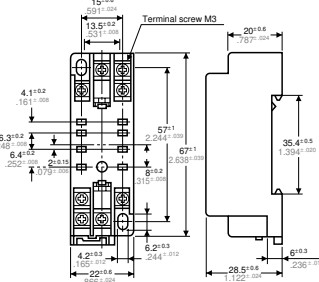
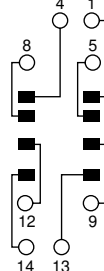
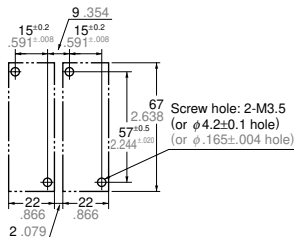

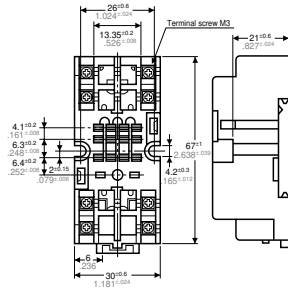
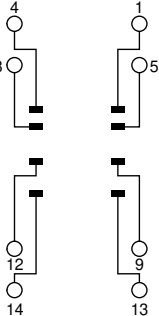
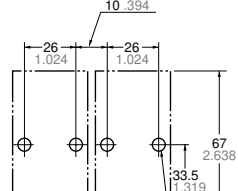

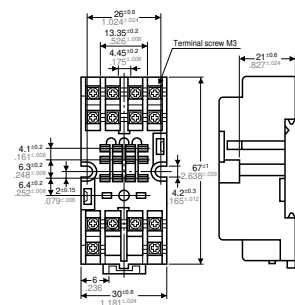
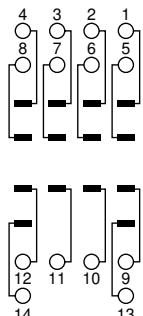
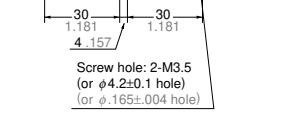
○: Available, —: Not available

*2. The socket line holding clip (ADX28005) is not included with the S1DXM-A/M timer.

*3. For use where there is a lot of vibration and shock, please use a compliant socket leaf holding clip or socket line holding clip.


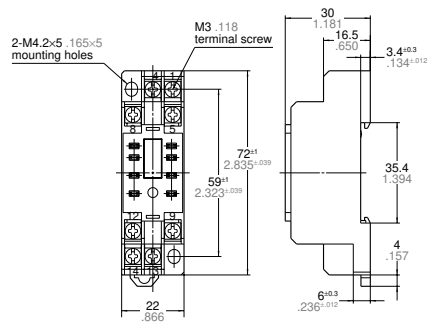
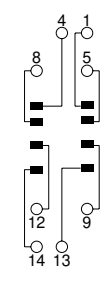
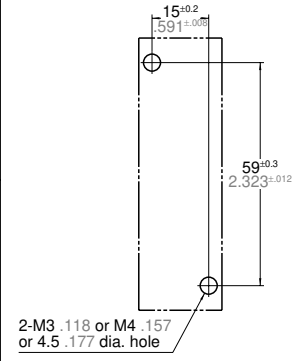

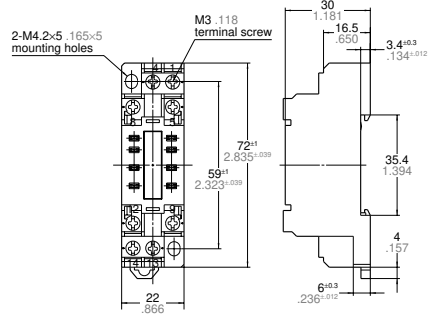
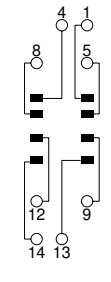
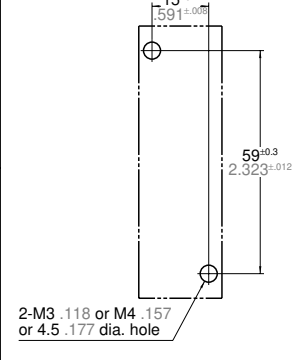

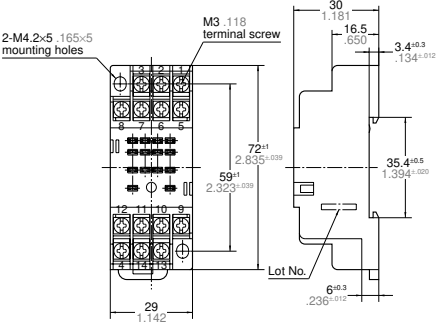
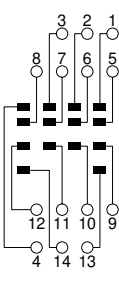
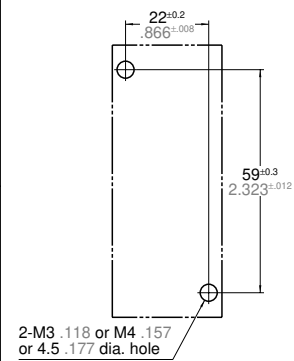

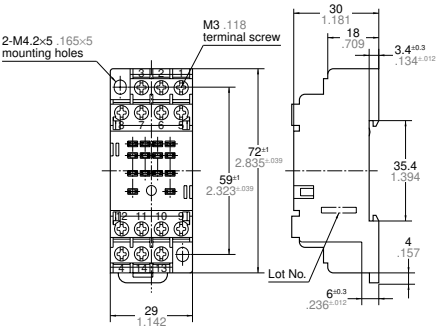
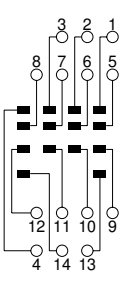
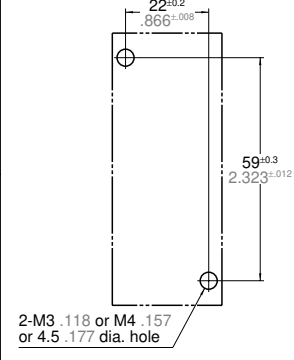
S1DXM-A/M/S1DX COMMON OPTIONS

HC relay terminal sockets

	Name/Model No.	Dimensions	Terminal layout	Mounting hole dimensions	Applicable timers	
					S1DX(2c) S1DXM(2c)	S1DX(4c) S1DXM(4c)
For general rails	<ul style="list-style-type: none"> Terminal socket, HC 2-pin  <p>HC2-SF-K</p>	 <p>Note) Only socket line holding clips can be used. (Socket leaf holding clip cannot be used.)</p>		 <p>Panel hole dimensions for side-by-side mounting</p>	Available	Not available
	<ul style="list-style-type: none"> High terminal socket, HC 1-, 2- and 4-pin  <p>HC4-HSF-K</p>	 <p>Note) Only socket line holding clips can be used. (Socket leaf holding clip cannot be used.)</p>		 <p>Panel hole dimensions for side-by-side mounting</p>	Available	Available
For DIN rails	<ul style="list-style-type: none"> Slim DIN terminal socket, HC2  <p>HC2-SFD-S</p>				Available	Not available
	<ul style="list-style-type: none"> DIN high terminal socket, HC2  <p>HC2-SFD-K</p>				Available	Not available
	<ul style="list-style-type: none"> DIN high terminal socket, HC4  <p>HC4-SFD-K</p>			 <p>Drilling size of panel holes for installing the terminal sockets parallel</p>	Available	Available


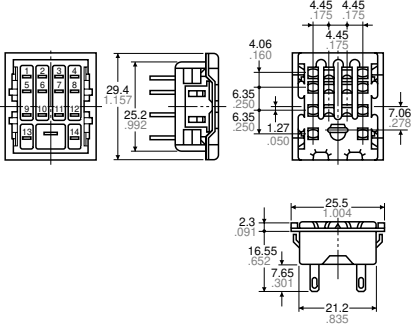
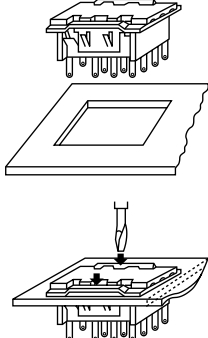

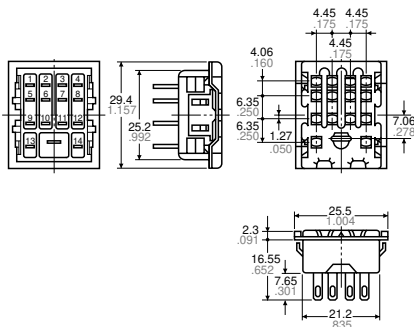
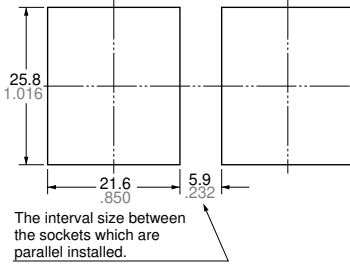
S1DXM-A/M/S1DX COMMON OPTIONS

HJ relay terminal sockets

Name/Model No.	Dimensions	Terminal layout	Mounting hole dimensions	Applicable timers	
				S1DX(2c) S1DXM(2c)	S1DX(4c) S1DXM(4c)
• HJ2 terminal socket  HJ2-SFD	 <p>2-M4.2x5 .165x5 mounting holes M3 .118 terminal screw 72^{±1} 2.835^{±0.039} 59^{±1} 2.323^{±0.039} 30 1.181 16.5 .650 3.4^{±0.3} .134^{±0.012} 35.4 1.394 4 .157 6^{±0.3} .236^{±0.012} 22 .866</p>	 <p>4 1 8 5 12 9 14 13</p>	 <p>15^{±0.2} 591^{±0.051} 59^{±0.3} 2.323^{±0.012}</p> <p>2-M3 .118 or M4 .157 or 4.5 .177 dia. hole</p>	Available	Not available
• HJ2 terminal socket (Finger protect type)  HJ2-SFD-S	 <p>2-M4.2x5 .165x5 mounting holes M3 .118 terminal screw 72^{±1} 2.835^{±0.039} 59^{±1} 2.323^{±0.039} 30 1.181 16.5 .650 3.4^{±0.3} .134^{±0.012} 35.4 1.394 4 .157 6^{±0.3} .236^{±0.012} 22 .866</p>	 <p>4 1 8 5 12 9 14 13</p>	 <p>2-M3 .118 or M4 .157 or 4.5 .177 dia. hole</p>	Available	Not available
• HJ4 terminal socket  HJ4-SFD	 <p>2-M4.2x5 .165x5 mounting holes M3 .118 terminal screw 72^{±1} 2.835^{±0.039} 59^{±1} 2.323^{±0.039} 30 1.181 16.5 .650 3.4^{±0.3} .134^{±0.012} 35.4^{±0.5} 1.394^{±0.020} 4 .157 6^{±0.3} .236^{±0.012} 29 1.142 Lot No.</p>	 <p>3 2 1 8 7 6 5 12 11 10 9 4 14 13</p>	 <p>22^{±0.2} .866^{±0.008} 59^{±0.3} 2.323^{±0.012}</p>	Available	Available
• HJ4 terminal socket (Finger protect type)  HJ4-SFD-S	 <p>2-M4.2x5 .165x5 mounting holes M3 .118 terminal screw 72^{±1} 2.835^{±0.039} 59^{±1} 2.323^{±0.039} 30 1.181 18 .709 3.4^{±0.3} .134^{±0.012} 35.4 1.394 4 .157 6^{±0.3} .236^{±0.012} 29 1.142 Lot No.</p>	 <p>3 2 1 8 7 6 5 12 11 10 9 4 14 13</p>	 <p>2-M3 .118 or M4 .157 or 4.5 .177 dia. hole</p>	Available	Available

S1DXM-A/M/S1DX COMMON OPTIONS

■ Sockets

Name/Model No.	Dimensions	Mounting hole dimensions	Applicable timers	
			S1DX(2c) S1DXM(2c)	S1DX(4c) S1DXM(4c)
<ul style="list-style-type: none"> Socket, HC 2-pin  <p>HC2-SS-K</p>	<ul style="list-style-type: none"> The difference between the HC2 and HC4 sockets is only the number of the pins. Their appearances and sizes are the same. 	<ul style="list-style-type: none"> The thickness of applicable chassis plates ranges from 1.0 to 2.0 mm .039 to .079 inch. To install the socket easily, insert the socket top surface into the drilled holes and press the two points on the fastening plate indicated by arrows as shown in the fig. below. 	Available	Not available
<ul style="list-style-type: none"> Socket, HC 4-pin  <p>HC4-SS-K</p>	<p>General tolerance: $\pm 0.5 \pm 0.020$</p> 	 <p>The interval size between the sockets which are parallel installed.</p> <p>Dimensional tolerance of machining: $\pm 0.1 \pm 0.004$</p>	Available	Available

- Sockets for PC board
 - HC2-Socket for PC board: HC2-PS-K
 - HC4-Socket for PC board: HC4-PS-K