



Chipsmall Limited consists of a professional team with an average of over 10 year of expertise in the distribution of electronic components. Based in Hongkong, we have already established firm and mutual-benefit business relationships with customers from,Europe,America and south Asia,supplying obsolete and hard-to-find components to meet their specific needs.

With the principle of “Quality Parts,Customers Priority,Honest Operation,and Considerate Service”,our business mainly focus on the distribution of electronic components. Line cards we deal with include Microchip,ALPS,ROHM,Xilinx,Pulse,ON,Everlight and Freescale. Main products comprise IC,Modules,Potentiometer,IC Socket,Relay,Connector.Our parts cover such applications as commercial,industrial, and automotives areas.

We are looking forward to setting up business relationship with you and hope to provide you with the best service and solution. Let us make a better world for our industry!



Contact us

Tel: +86-755-8981 8866 Fax: +86-755-8427 6832

Email & Skype: info@chipsmall.com Web: www.chipsmall.com

Address: A1208, Overseas Decoration Building, #122 Zhenhua RD., Futian, Shenzhen, China



AEU65-480

Description:

The AEU65-360 is a single output power supply. This power supply is designed for a wide variety applications where high reliability is desired, including applications for the industrial and telecommunications markets. Excellent performance specifications are provided, together with compliance to European EMC (EN55022, Class B and EN61000-3-2), and Low Voltage directive (TUV EN60950).

Specifications (@25C)

Input Characteristics:

| | |
|-------------------------------|--------------------------------------|
| Input Voltage: | 90-264VAC, 127-373VDC |
| Input Frequency Range: | 47-63Hz |
| Input Current: | 1.6A @ 115VAC, 0.8A @ 230VAC typ. |
| Max Inrush Current: | 30A@115VAC, 60A@230VAC at cold start |
| Leakage Current: | <2.4mA/240Vac |

Output Characteristics:

| | |
|--|--|
| Output Voltage: | 48.0VDC±1.5%Vdc |
| Output Current (Convection): | 0-1.35A |
| Output Power(Convection): | 64.8W |
| Adjustable Output Range: | 45.6 – 50.4V. Output voltage can be adjusted at VR51 |
| Ripple & Noise¹: | 300mVp-p |
| Load Regulation: | ±0.5% |
| Line Regulation: | ±0.5% |
| Efficiency: | 87.5% |
| Start-up Time: | 1000ms/230VAC, 2000ms/115VAC, full load |
| Rise-up Time: | 30ms/230VAC, 30ms/115VAC, full load |
| Hold-up Time: | 24ms/230VAC, 12ms/115VAC, full load |
| Over Current Protection: | 110 – 160%. Hiccup mode. Resets automatically once the fault condition is removed. |
| Over Voltage Protection: | 55.2 – 64.8VDC. |

General Specifications:


| | |
|------------------------------|---|
| Dimension (LxWxH): | 99(3.9) x 75(3.0) x 35.0(1.38) mm (in) |
| Weight: | 200g |
| Cooling: | Natural Convection |
| Isolation Resistance: | I/P—O/P, I/P—FG, O/P—FG: 500VDC/100M Ohms |
| Dielectric Strength: | I/P—O/P:3KVAC; I/P—FG:1.5KVAC; O/P—FG:0.5KVAC |
| Warranty: | 3 years |
| MTBF: | 250K hrs. min. MIL-HDBK-217F (25°C) |

Environmental Specifications:

| | |
|-------------------------------|---|
| Operating Temperature: | -20° to 50°C at full load (Refer to output load derating curve) |
| Operating Humidity: | 20 to 90% RH, non-condensing |
| Storage Temperature: | -40 to 85°C |
| Storage Humidity: | 10 to 95% RH, non-condensing |
| Temperature Drift: | <0.03%/°C (0-50°C) |
| Vibration: | 10-500Hz, 2G 10min/cycle, period of 60min, each X, Y & Z axis |

EMC & Safety Specifications²:

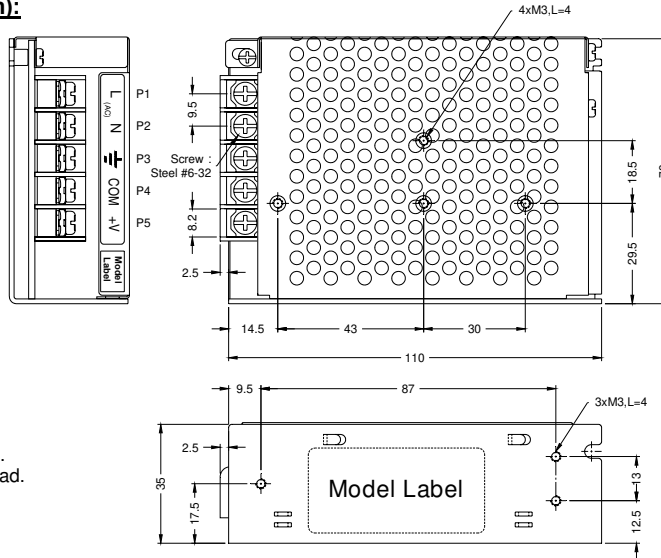
| | |
|--------------------------|---|
| EMI Emissions: | Compliance to EN55022,CISPR22 Class B (Conducted & Radiated) |
| Harmonic Current: | Compliance to EN61000-3-2, 3 |
| EMS Immunity: | Compliance to EN61000-4-2, 3-6, 8 & 11; EN55024 heavy, light industry level, criteria A |
| Safety Approval: | UL 60950-1, TUV EN60950-1 (insulation class -1) |



¹ Ripple and noise are measured at 20MHz of bandwidth by using a 12" twisted-pair wire termination with a 0.1uF & 47uF parallel capacitors.

² The power supply is considered a component which will be installed into a final equipment. The final equipment must be re-confirmed that it still meets EMC directives.

Outline Dimensions (mm):



NOTE :

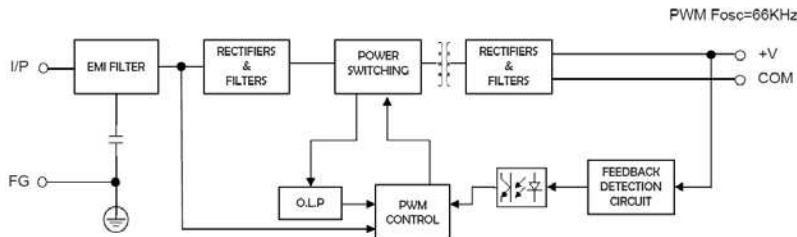
1. All I/O connection shall Follow specified Model Label.
2. Temp =+50°C (max) at full load.

Connections:

| AC Input Connector | |
|--------------------|------------|
| P1 | Assignment |
| P1 | AC/L |
| P2 | AC/N |
| P3 | FG |

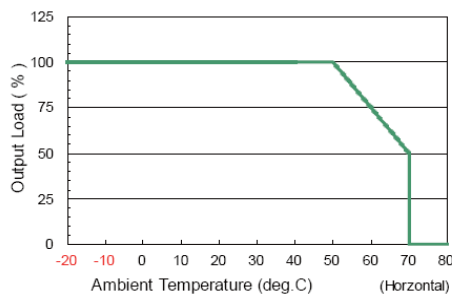
| DC Output Connector | |
|---------------------|------------|
| P4 | Assignment |
| P4 | COM |
| P5 | V+ |

Block Diagram:

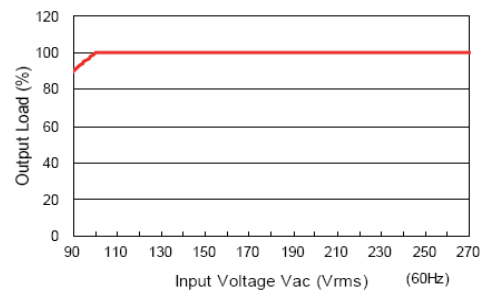


Derating Curve:

■ Output Derating VS Ambient Temperature : (HORIZONTAL MOUNTING)



■ Output Derating VS Input Voltage :



RoHS Compliance: As of manufacturing date February 2005, all standard products meet the requirements of 2011/65/EU, known as the RoHS initiative.

* Upon printing, this document is considered "uncontrolled". Please contact Triad Magnetics' website for the most current version.

Web: www.TriadMagnetics.com
Phone 951-277-0757
Fax 951-277-2757

460 Harley Knox Blvd.
Perris, California 92571

Publish Date: December 4, 2013