



Chipsmall Limited consists of a professional team with an average of over 10 year of expertise in the distribution of electronic components. Based in Hongkong, we have already established firm and mutual-benefit business relationships with customers from,Europe,America and south Asia,supplying obsolete and hard-to-find components to meet their specific needs.

With the principle of “Quality Parts,Customers Priority,Honest Operation,and Considerate Service”,our business mainly focus on the distribution of electronic components. Line cards we deal with include Microchip,ALPS,ROHM,Xilinx,Pulse,ON,Everlight and Freescale. Main products comprise IC,Modules,Potentiometer,IC Socket,Relay,Connector.Our parts cover such applications as commercial,industrial, and automotives areas.

We are looking forward to setting up business relationship with you and hope to provide you with the best service and solution. Let us make a better world for our industry!



## Contact us

Tel: +86-755-8981 8866 Fax: +86-755-8427 6832

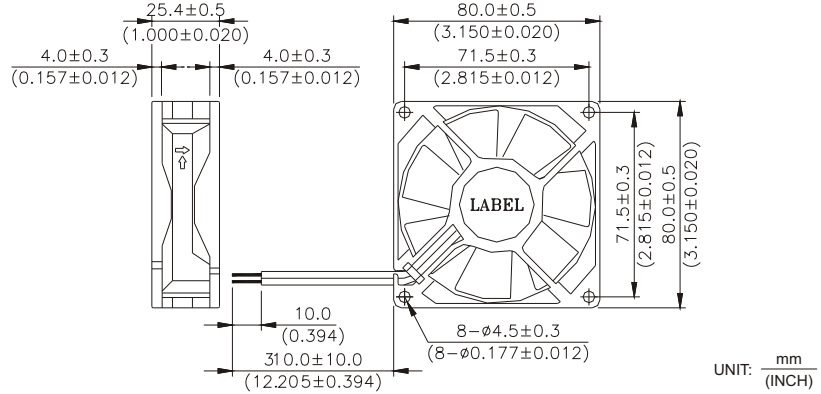
Email & Skype: info@chipsmall.com Web: www.chipsmall.com

Address: A1208, Overseas Decoration Building, #122 Zhenhua RD., Futian, Shenzhen, China



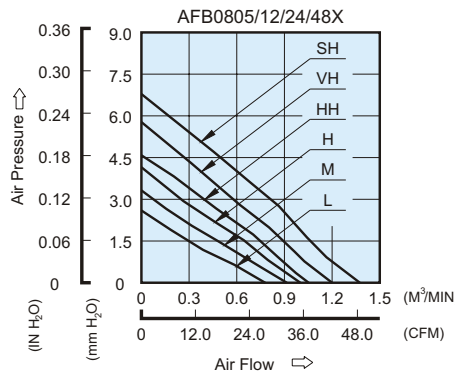
# AFB 80 x 80 x 25.4 MM SERIES

## DIMENSIONS DRAWING

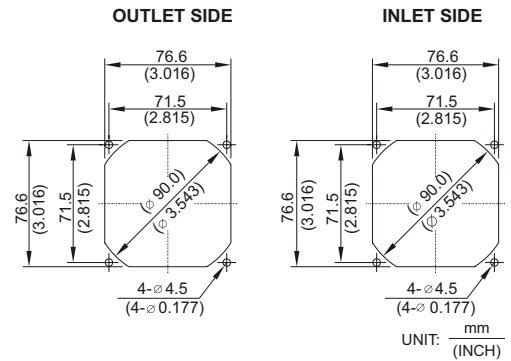


- \* Bearing Type  
Ball Bearings
- \* Material  
Impeller & Frame : Plastic (UL 94V-0)
- \* Lead Wires :  
UL 1007 AWG #24 Or Equivalent  
Red Wire Positive (+)  
Black Wire Negative (-)
- \* Weight : 80g (2.82 oz)

## P & Q CURVE (AT RATED VOLTAGE)



## MOUNTING PANEL CUTOUT



| MODEL     |             | Rated Voltage | Operating Voltage Range | Rated Current | Rated Input Power | Speed  | Maximum Air Flow    |       | Maximum Air Pressure |                     | Noise |
|-----------|-------------|---------------|-------------------------|---------------|-------------------|--------|---------------------|-------|----------------------|---------------------|-------|
| PART NO.  | FUNCTION    | VDC           | VDC                     | Amp           | Watt              | R.P.M. | m <sup>3</sup> /min | CFM   | mmH <sub>2</sub> O   | IN H <sub>2</sub> O | dB-A  |
| AFB0805L  | / -F00      | 5             | 4.5 to 5.5              | 0.24          | 1.20              | 2400   | 0.790               | 27.90 | 2.59                 | 0.102               | 25.0  |
| AFB0812L  | -R00 / -F00 | 12            | 7.0 to 13.8             | 0.09          | 1.08              |        |                     |       |                      |                     |       |
| AFB0824L  | -R00 / -F00 | 24            | 14.0 to 27.6            | 0.05          | 1.20              |        |                     |       |                      |                     |       |
| AFB0848L  | -R00 / -F00 | 48            | 28.0 to 56.0            | 0.05          | 2.40              |        |                     |       |                      |                     |       |
| AFB0805M  | / -F00      | 5             | 4.5 to 5.5              | 0.33          | 1.65              | 2700   | 0.890               | 31.43 | 3.28                 | 0.129               | 28.0  |
| AFB0812M  | -R00 / -F00 | 12            | 7.0 to 13.8             | 0.12          | 1.44              |        |                     |       |                      |                     |       |
| AFB0824M  | -R00 / -F00 | 24            | 14.0 to 27.6            | 0.06          | 1.44              |        |                     |       |                      |                     |       |
| AFB0848M  | -R00 / -F00 | 48            | 28.0 to 56.0            | 0.06          | 2.88              |        |                     |       |                      |                     |       |
| AFB0805H  | / -F00      | 5             | 4.5 to 5.5              | 0.43          | 2.15              | 3000   | 1.000               | 35.31 | 4.04                 | 0.159               | 31.0  |
| AFB0812H  | -R00 / -F00 | 12            | 7.0 to 13.8             | 0.16          | 1.92              |        |                     |       |                      |                     |       |
| AFB0824H  | -R00 / -F00 | 24            | 14.0 to 27.6            | 0.07          | 1.68              |        |                     |       |                      |                     |       |
| AFB0848H  | -R00 / -F00 | 48            | 28.0 to 56.0            | 0.07          | 3.36              |        |                     |       |                      |                     |       |
| AFB0812HH | -R00 / -F00 | 12            | 7.0 to 13.8             | 0.20          | 2.40              | 3250   | 1.060               | 37.43 | 4.59                 | 0.181               | 34.0  |
| AFB0824HH | -R00 / -F00 | 24            | 14.0 to 27.6            | 0.09          | 2.16              |        |                     |       |                      |                     |       |
| AFB0848HH | -R00 / -F00 | 48            | 28.0 to 56.0            | 0.08          | 3.84              |        |                     |       |                      |                     |       |
| AFB0812VH | -R00 / -F00 | 12            | 7.0 to 13.8             | 0.26          | 3.12              | 3600   | 1.190               | 42.02 | 5.51                 | 0.217               | 38.0  |
| AFB0824VH | -R00 / -F00 | 24            | 14.0 to 27.6            | 0.14          | 3.36              |        |                     |       |                      |                     |       |
| AFB0812SH | -R00 / -F00 | 12            | 7.0 to 13.0             | 0.34          | 4.08              | 4000   | 1.320               | 46.62 | 6.78                 | 0.267               | 40.0  |
| AFB0824SH | -R00 / -F00 | 24            | 14.0 to 26.0            | 0.16          | 3.84              |        |                     |       |                      |                     |       |

\* Function type is optional.  
 \* The max. air flow and the speed are measured in free air ; max. air pressure is measured at zero air flow.  
 \* Noise is measured in anechoic chamber in free air, one meter from intake side.  
 \* All readings are typical values at rated voltage.  
 \* Specifications are subject to change without notice.