



Chipsmall Limited consists of a professional team with an average of over 10 year of expertise in the distribution of electronic components. Based in Hongkong, we have already established firm and mutual-benefit business relationships with customers from,Europe,America and south Asia,supplying obsolete and hard-to-find components to meet their specific needs.

With the principle of “Quality Parts,Customers Priority,Honest Operation,and Considerate Service”,our business mainly focus on the distribution of electronic components. Line cards we deal with include Microchip,ALPS,ROHM,Xilinx,Pulse,ON,Everlight and Freescale. Main products comprise IC,Modules,Potentiometer,IC Socket,Relay,Connector.Our parts cover such applications as commercial,industrial, and automotives areas.

We are looking forward to setting up business relationship with you and hope to provide you with the best service and solution. Let us make a better world for our industry!



## Contact us

Tel: +86-755-8981 8866 Fax: +86-755-8427 6832

Email & Skype: info@chipsmall.com Web: www.chipsmall.com

Address: A1208, Overseas Decoration Building, #122 Zhenhua RD., Futian, Shenzhen, China



**Specification Status: Released**

**Electrical Rating**

**Voltage: 32 V<sub>DC</sub> MAX**

**Current: 100 A MAX**

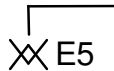
Insulating Material:


Cured, Flame Retardant Epoxy Polymer

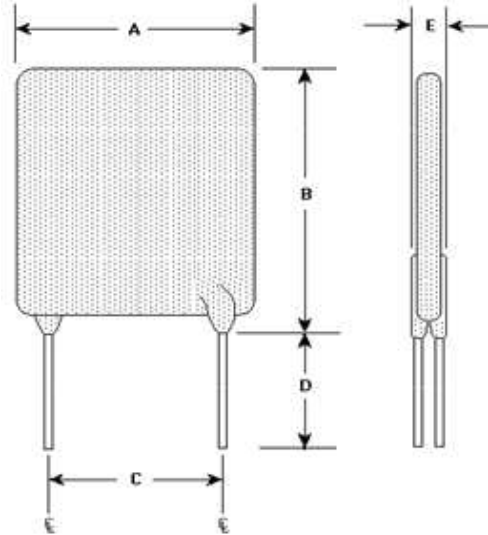
Lead Material:

20 AWG Tin Plated Copper

Part Marking:


 Manufacturer's Mark  
and Part Identification


 Lot Identification



**TABLE I. INSTALLATION ENVELOPE DIMENSIONS:**

	A		B		C		D		E	
	MIN	MAX	MIN	MAX	MIN	MAX	MIN	MAX	MIN	MAX
mm:	--	14.0	--	24.1	4.3	5.8	11.5	--	--	3.8
in*:	--	(0.55)	--	(0.95)	(0.17)	(0.23)	(0.45)	--	--	(0.15)

\*Rounded off approximation

**TABLE II. PERFORMANCE RATINGS:**

I HOLD RATED CURRENT	CURRENT RATINGS		INITIAL RESISTANCE VALUES		TIME TO TRIP  SECONDS AT 25°C, 25 A MAX	R <sub>a</sub> MAX  OHMS AT 25°C MAX	TRIPPED- STATE POWER DISSIPATION  WATTS AT 25°C TYP
	AMPS AT 25°C HOLD	AMPS AT 25°C HOLD   TRIP	OHMS AT 25°C MIN	OHMS AT 25°C MAX			
5.0	5.0	10.0	0.015	0.025	9.0	0.040	5.3

Reference Documents:

PS400, PS300 (reference for R<sub>1</sub> MAX)

Precedence:

This specification takes precedence over documents referenced herein.

Effectivity:

Reference documents shall be the issue in effect on the date of invitation for bid.

CAUTION:

Operation beyond the rated voltage or current may result in rupture, electrical arcing or flame.

**Materials Information**

**ROHS Compliant**

**ELV Compliant**

**Pb-Free**

**Halogen Free\***

Directive 2002/95/EC  
Compliant

Directive 2000/53/EC  
Compliant



\* Halogen Free refers to: Br≤900ppm, Cl≤900ppm, Br+Cl≤1500ppm.

**TABLE III. AUTOMOTIVE SPECIFIC STRESS TESTS AND TEST CONDITIONS:**

ELECTRICAL STRESS TESTS	TEST CONDITIONS (see note 2)
ESD Voltage Withstand (see note 1)	25kV
Short Circuit Fault Current Durability	25 cycles, 32V, 200A
Fault Current Durability	350 cycles, 32V/100A
End-of-life Mode Verification	1750 cycles, 32V/100A
Jump Start Endurance (see note 1)	3 cycles, 48V, 2 minute duration
Load Dump Endurance (see note 1)	10 cycles, 86.5V

Note 1: The PolySwitch devices are tested in series with a load resistance and the voltages specified in the test conditions are shared between the PolySwitch device and the load resistance as specified in PS400.

Note 2: Please refer to Appendix A of PS400 for the detailed test procedures

Information furnished is believed to be accurate and reliable. However, users should independently evaluate the suitability of and test each product selected for their own applications. Littelfuse products are not designed for, and shall not be used for, any purpose (including, without limitation, military, aerospace, medical, lifesaving, life-sustaining or nuclear facility applications, devices intended for surgical implant into the body, or any other application in which the failure or lack of desired operation of the product may result in personal injury, death, or property damage) other than those expressly set forth in applicable Littelfuse product documentation. Warranties granted by Littelfuse shall be deemed void for products used for any purpose not expressly set forth in applicable Littelfuse documentation. Littelfuse shall not be liable for any claims or damages arising out of products used in applications not expressly intended by Littelfuse as set forth in applicable Littelfuse documentation. The sale and use of Littelfuse products is subject to Littelfuse Terms and Conditions of Sale, unless otherwise agreed by Littelfuse.