



Chipsmall Limited consists of a professional team with an average of over 10 year of expertise in the distribution of electronic components. Based in Hongkong, we have already established firm and mutual-benefit business relationships with customers from,Europe,America and south Asia,supplying obsolete and hard-to-find components to meet their specific needs.

With the principle of “Quality Parts,Customers Priority,Honest Operation,and Considerate Service”,our business mainly focus on the distribution of electronic components. Line cards we deal with include Microchip,ALPS,ROHM,Xilinx,Pulse,ON,Everlight and Freescale. Main products comprise IC,Modules,Potentiometer,IC Socket,Relay,Connector.Our parts cover such applications as commercial,industrial, and automotives areas.

We are looking forward to setting up business relationship with you and hope to provide you with the best service and solution. Let us make a better world for our industry!



Contact us

Tel: +86-755-8981 8866 Fax: +86-755-8427 6832

Email & Skype: info@chipsmall.com Web: www.chipsmall.com

Address: A1208, Overseas Decoration Building, #122 Zhenhua RD., Futian, Shenzhen, China



AK8788A

Shipped in packet-tape reel(5000pcs/Reel)

AK8788A is ultra-small Hall effect IC of a single silicon chip composed of Hall element and a signal processing IC.

Omnipolar Hall Effect Switch	Supply Voltage 1.6~5.5V	Hall Element Pulse Excitation	High Sensitivity Bop:3mT	Output CMOS	SON
------------------------------	-------------------------	-------------------------------	--------------------------	-------------	-----

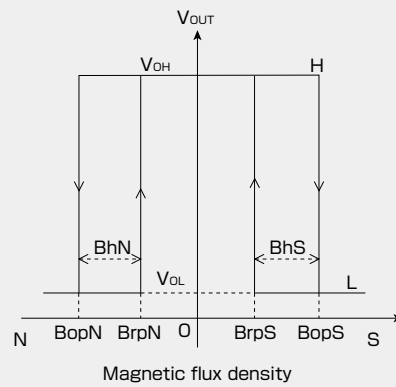
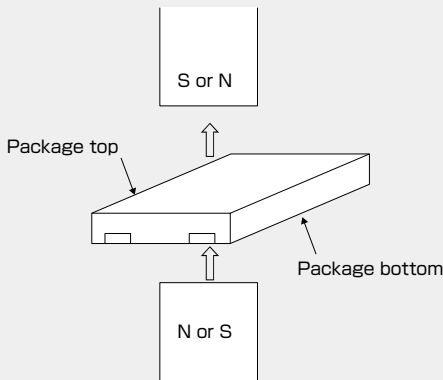
Notice:It is requested to read and accept "IMPORTANT NOTICE" written on the back of the front cover of this catalogue.

●Features

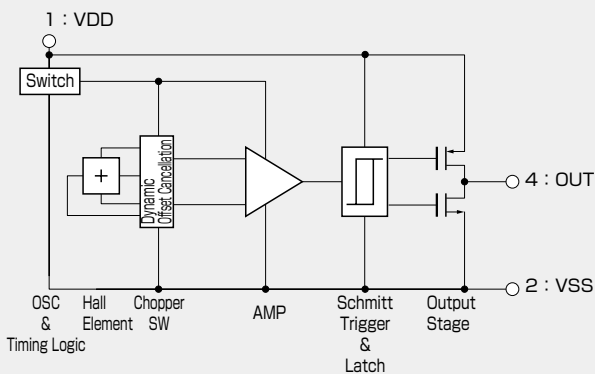
- High sensitive omnipoler operation
- Micropower operation
Typ.4.5μA (average : V_{DD}=1.85V)
- Ultra small SON package : 1.1 × 1.4 × t0.37mm
Halogen free



●Operational Characteristics



●Functional Block Diagram



Item	Function
OSC	Generates operating clock
Timing Logic	Generates timing signal requires for Chopper SW, AMP and other circuits
Hall Element	Hall element fabricated by CMOS process
Chopper SW	Performs chopping in order to cancel the offset voltage of Hall sensor
AMP	Reduce offset voltage and amplifies Hall output voltage
Schmitt Trigger	Hysteresis comparator
Latch Logic Output Stage	CMOS output, During the power down mode, output is latched in its previous state

•Please be aware that our products are not intended for use in life support equipment, devices, or systems. Use of our products in such applications requires the advance written approval of our sales staff.

Certain applications using semiconductor devices may involve potential risks of personal injury, property damage or loss of life. In order to minimize these risks, adequate design and operating safeguards should be provided by the customer to minimize inherent or procedural hazards. Inclusion of our products in such applications is understood to be fully at the risk of the customer using our devices or systems.

●Absolute Maximum Ratings

Item	symbol	Min.	Max.	Unit
Power supply voltage	V _{DD}	-0.3	+6.5	V
Output current	I _{OUT}	-0.5	+0.5	mA
Storage temperature	T _{STG}	-55	+125	°C

Note) Stresses beyond these listed values may cause permanent damage to the device.

●Recommended Operating Conditions

Item	symbol	Min.	Typ.	Max.	Unit
Power supply voltage	V _{DD}	1.6	1.85	5.5	V
Operating temperature	T _a	-40		+85	°C

●Electrical Characteristics① (T_a=25°C V_{DD}=1.85V Unless otherwise noted)

Item	symbol	Min.	Typ.	Max.	Unit	Note
Current consumption	I _{DD}		4.5	9	μA	Average
	I _{DD2}		7.5	12	μA	Average, V _{DD} =5.5V
High level output voltage	V _{OH}	V _{DD} -0.4			V	I _{OUT} =-0.5mA
Low level output voltage	V _{OL}			0.4	V	I _{OUT} =+0.5mA
Pulse drive period	T _{PD1}	25	50	100	ms	
Pulse drive time	T _{PD2}	43	85.4	170	μs	

●Electrical Characteristics② (T_a=-40~+85°C V_{DD}=1.6~5.5V)

Item	symbol	Min.	Typ.	Max.	Unit	Note
Current consumption	I _{DD}		4.5	15	μA	Average
High level output voltage	V _{OH}	V _{DD} -0.4			V	I _{OUT} =-0.5mA
Low level output voltage	V _{OL}			0.4	V	I _{OUT} =+0.5mA
Pulse drive period	T _{PD1}	25	50	100	ms	
Pulse drive time	T _{PD2}	43	85.4	170	μs	

Note) The specifications in Electrical Characteristics ② are design targets.

●Magnetic Characteristics① (T_a=25°C V_{DD}=1.85V)

Item	symbol	Min.	Typ.	Max.	Unit
Operating points	BopS	*1.9	3.0	3.7	mT
	BopN	-3.7	-3.0	*-1.9	mT
Releasing points	BrpS	1.6	2.4	*3.4	mT
	BrpN	*-3.4	-2.4	-1.6	mT
Hysteresis	BhS,BhN	*0.3	0.6	*1.5	mT

Note) The characteristics with * mark are design targets.

●Magnetic Characteristics② (T_a=-40~+85°C V_{DD}=1.6~5.5V)

Item	symbol	Min.	Typ.	Max.	Unit
Operating points	BopS	1.7	3.0	4.1	mT
	BopN	-4.1	-3.0	-1.7	mT
Releasing points	BrpS	1.4	2.4	3.8	mT
	BrpN	-3.8	-2.4	-1.4	mT
Hysteresis	BhS,BhN	0.1	0.6	1.7	mT

Note) The specifications in Magnetic Characteristics ② are design targets.

b

f

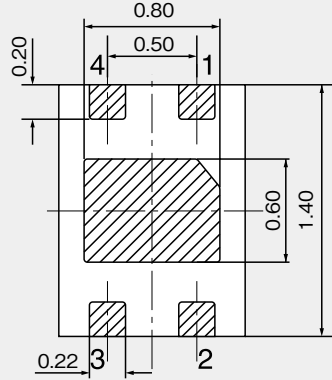
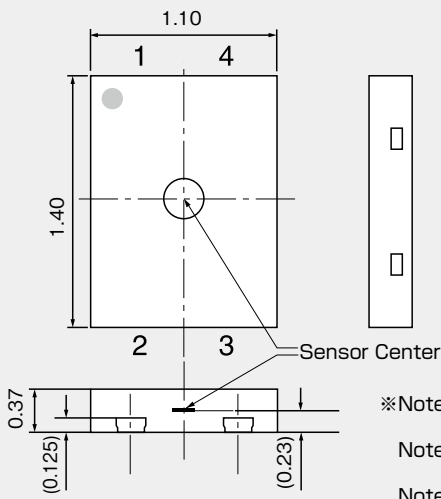
k

n

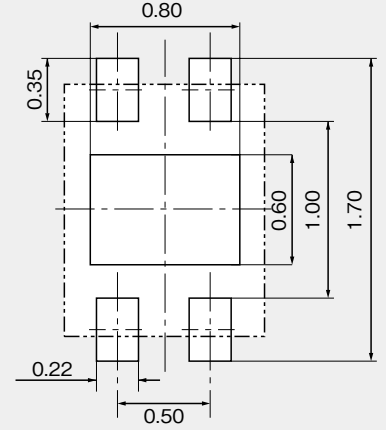
o

p

●Package (Unit:mm)



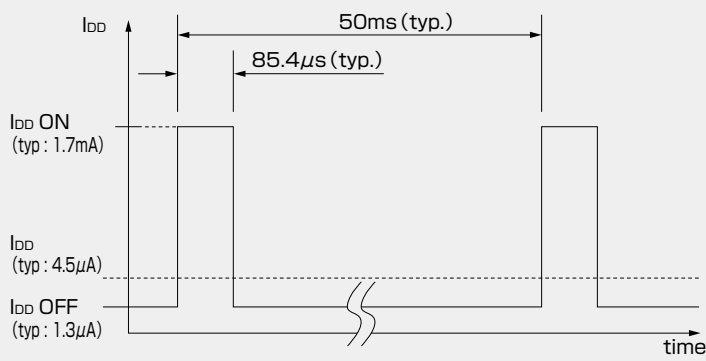
●Footprint (for reference)



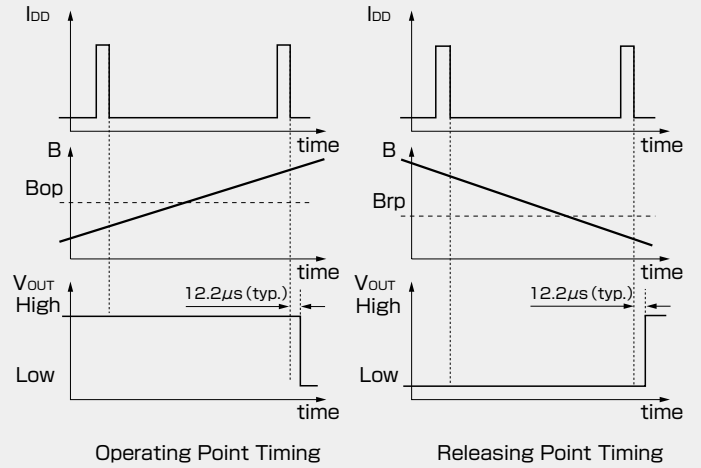
- ※Note 1) Sensitive area position referenced to the center of package within $\phi 0.3\text{mm}$ circle.
- Note 2) Tolerances of dimension otherwise noted is $\pm 0.05\text{mm}$.
- Note 3) Hatched area is plated.
- Note 4) Center pad area (TAB) should be tied to the VSS or floating

Pin No.	Pin name	Function	Note
1	VDD	Power supply	
2	VSS	Ground	
3	N.C.	(No internal connection)	Connect to VSS externally
4	OUT	Output	CMOS output

● I_{DD} Timing Chart

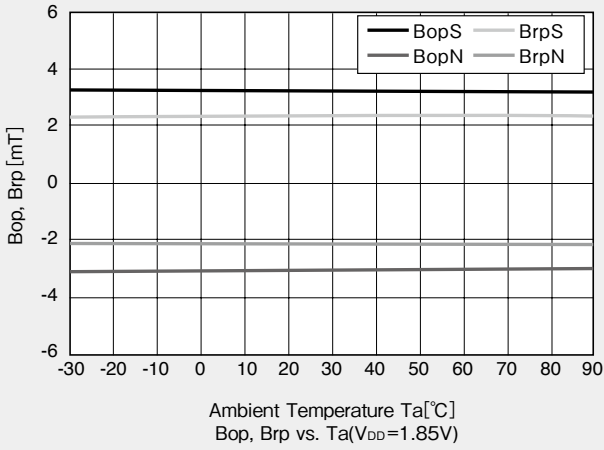


●Functional Timing Chart

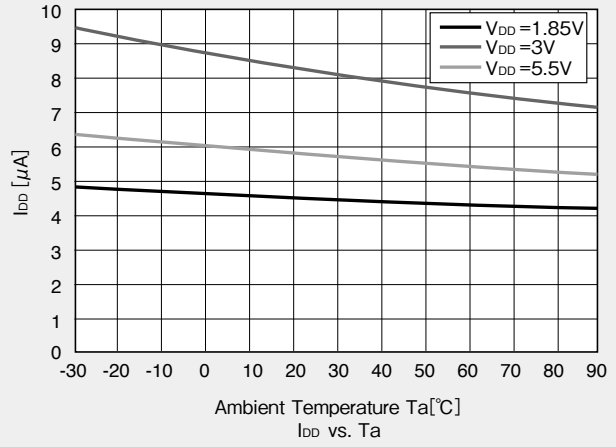


Note) Hall effect IC's output is held as internal data just before the internal circuit turns off. And after $12.2\mu\text{s}$ (typ.) the output changes.

● Typical Characteristics Data (for reference)

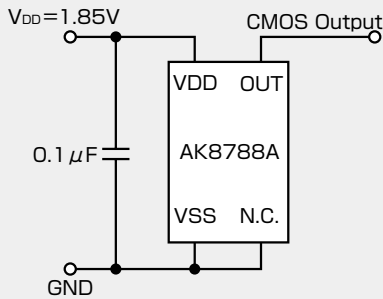


Temperature dependence of sensitivity



Temperature dependence of current consumption (Average)

● Application Circuit



b

f

k

n

o

p

IMPORTANT NOTICE

- These products and their specifications are subject to change without notice. When you consider any use or application of these products, please make inquiries the sales office of Asahi Kasei Microdevices Corporation (AKM) or authorized distributors as to current status of the products.
- Descriptions of external circuits, application circuits, software and other related information contained in this document are provided only to illustrate the operation and application examples of the semiconductor products. You are fully responsible for the incorporation of these external circuits, application circuits, software and other related information in the design of your equipments. AKM assumes no responsibility for any losses incurred by you or third parties arising from the use of these information herein. AKM assumes no liability for infringement of any patent, intellectual property, or other rights in the application or use of such information contained herein.
- Any export of these products, or devices or systems containing them, may require an export license or other official approval under the law and regulations of the country of export pertaining to customs and tariffs, currency exchange, or strategic materials.
- AKM products are neither intended nor authorized for use as critical components^{Note1)} in any safety, life support, or other hazard related device or system^{Note2)}, and AKM assumes no responsibility for such use, except for the use approved with the express written consent by Representative Director of AKM. As used here:
 - Note1) A critical component is one whose failure to function or perform may reasonably be expected to result, whether directly or indirectly, in the loss of the safety or effectiveness of the device or system containing it, and which must therefore meet very high standards of performance and reliability.
 - Note2) A hazard related device or system is one designed or intended for life support or maintenance of safety or for applications in medicine, aerospace, nuclear energy, or other fields, in which its failure to function or perform may reasonably be expected to result in loss of life or in significant injury or damage to person or property.
- It is the responsibility of the buyer or distributor of AKM products, whodistributes, disposes of, or otherwise places the product with a third party, to notify such third party in advance of the above content and conditions, and the buyer or distributor agrees to assume any and all responsibility and liability for and hold AKM harmless from any and all claims arising from the use of said product in the absence of such notification.

April 1, 2015