



Chipsmall Limited consists of a professional team with an average of over 10 year of expertise in the distribution of electronic components. Based in Hongkong, we have already established firm and mutual-benefit business relationships with customers from,Europe,America and south Asia,supplying obsolete and hard-to-find components to meet their specific needs.

With the principle of “Quality Parts,Customers Priority,Honest Operation,and Considerate Service”,our business mainly focus on the distribution of electronic components. Line cards we deal with include Microchip,ALPS,ROHM,Xilinx,Pulse,ON,Everlight and Freescale. Main products comprise IC,Modules,Potentiometer,IC Socket,Relay,Connector.Our parts cover such applications as commercial,industrial, and automotives areas.

We are looking forward to setting up business relationship with you and hope to provide you with the best service and solution. Let us make a better world for our industry!



Contact us

Tel: +86-755-8981 8866 Fax: +86-755-8427 6832

Email & Skype: info@chipsmall.com Web: www.chipsmall.com

Address: A1208, Overseas Decoration Building, #122 Zhenhua RD., Futian, Shenzhen, China





AM-500 DIY-PRO Digital Multimeter

AM-500 Digital Multimeter Series

Easy to use digital multimeter designed for the homeowner or office space maintenance person to check for voltage in receptacles, extension cords, light fixtures, batteries and other electrical circuits. Check fuses, light bulbs and continuity of the electrical connections. Verify voltage level of the automotive batteries and troubleshoot electrical problems of the cars.

- Measurements: Voltage up to 600V AC/DC, AC/DC Current and Resistance
- Audible continuity
- Diode Test
- Data hold
- Auto power off
- Low battery warning
- Safety: CAT III 600V







AM-500 DETAILED SPECIFICATIONS

Specifications	Range	Accuracy
AC Voltage	2.000 / 20.00 / 200.0 / 600 V	$\pm(1.0\% \text{ Rdg} + 3 \text{ LSD}) @ 45 \text{ Hz to } 400 \text{ Hz, } 2 \text{ V to } 200 \text{ V ranges}$
DC Voltage	200 mV 2.000 / 20.00 / 200.0 / 600 V	$\pm(0.8\% \text{ Rdg} + 1 \text{ LSD}) @ 2 \text{ V to } 200 \text{ V ranges}$
Resistance	200.0 Ohms 2.000 / 20.00 / 200.0 kOhms 2.000 / 20.00 MOhms	$\pm(1.0\% \text{ Rdg} + 2 \text{ LSD}) @ 2 \text{ kOhms to } 200 \text{ kOhms ranges}$
AC Current	200.0 / 2000 μA 20.00 / 200.0 mA 2.000 / 10.00 A	$\pm(1.2\% \text{ Rdg} + 2 \text{ LSD})$
DC Current	200.0 / 2000 μA 20.00 / 200.0 mA 2.000 / 10.00 A	$\pm(1.0\% \text{ Rdg} + 2 \text{ LSD})$
Battery Test	1.5 V, 9 V	$\pm(1.0\% \text{ Rdg} + 3 \text{ LSD})$

For current range from 8-10A, do not measure current for more than one (1) minute. Wait for 10 minutes before taking another measurement.

For more detailed specifications see instruction manual.

AM-500 SERIES SELECTION GUIDE

			AM-500	AM-510	AM-520	AM-530	AM-560	AM-570
MULTIMETER TYPE			Autoranging	Com / Res	HVAC	Electrical	Adv. HVAC	Industrial
Application:								
Functions	Safety Rating	Safety	CAT III 600V	CAT III 600V	CAT III 600V	CAT III 600V	CAT IV 600V CAT III 1000V	CAT IV 600V CAT III 1000V
	Measure voltage in noisy environments	True-rms				■		■
	Electrical panels, AC outlets	AC Voltage (V)	600	600	600	600	1000	1000
	DC systems, auto/marine batteries	DC Voltage (V)	600	600	600	600	1000	1000
	AC Current - electrical panels, appliances	AC Current (A)	10	10	10	10	10	10
	DC Current - electronics, DC motors	DC Current (A)	10	10	10	10	10	10
	Specified resistance and continuity	Resistance (MOhms)	20	40	40	40	60	60
	Flame sensors	Micro Amps	■	■	■	■	■	■
	Diodes in ac to dc converters	Diode test	■	■	■	■	■	■
	Fuses, light bulbs, wire connections	Continuity	■	■	■	■	■	■
	Household batteries	Battery test	■	■				
	Motor startup or run capacitors	Capacitance			■	■	■	■
	Frequency verification	Frequency		■	■	■	■	■
	VolTect™ Non-contact voltage detection	Non-contact voltage		■	■	■	■	■
	Electrical load-time on vs. time off	Duty cycle		■			■	■
Temp of air vents, fuses, transformers	Temperature inputs			1	1	2	2	
Features	Automatically selects measurement range	Autoranging	■	■	■	■	■	■
	Manually select measurement range	Manual ranging		■	■	■	■	■
	Voltage on variable frequency drives	Low pass filter					■	■
	Detect stray voltages	Low Z						■
	Dimly lit areas	Built-in flashlight		■	■	■	■	■
Display	Meter resolution	LCD Counts	2,000	4,000	4,000	4,000	6,000	6,000
	Dimly lit areas	Backlight		■	■	■	■	■
	Monitoring fast changing signals	Bar graph			■	■	■	■
	Two relative measurements on one screen	Dual display					■	■
Events	Data memory	Data hold	■	■	■	■	■	■
	Difference between two measurements	Relative reading		■	■	■	■	■
	Max/min peak measurement	Max/min hold			■	■	■	■
	Specialized signal measurements	Peak hold (crest)					■	■

INCLUDED ACCESSORIES

Model	Batteries (Installed)	Test Leads	Temperature Probe	Temperature Adaptor	Velcro Strap	Carrying Case	User's Manual
AM-500	AAA x2	■					■
AM-510	9V (6F22) x1	■					■
AM-520	9V (6F22) x1	■	K-type probe x1		■	■	■
AM-530	9V (6F22) x1	■	K-type probe x1		■	■	■
AM-540	9V (6F22) x1	■	K-type probe x2	■	■	■	■
AM-550	9V (6F22) x1	■	K-type probe x2	■	■	■	■

Amprobe®

info@amprobe.com
 Everett, WA 98203
 Tel: 877-AMPROBE (267-7623)

Amprobe® Europe

In den Engematten 14,
 79286 Glottertal, Germany
 Tel.: +49 (0) 7684 8009 - 0