



Chipsmall Limited consists of a professional team with an average of over 10 year of expertise in the distribution of electronic components. Based in Hongkong, we have already established firm and mutual-benefit business relationships with customers from,Europe,America and south Asia,supplying obsolete and hard-to-find components to meet their specific needs.

With the principle of "Quality Parts,Customers Priority,Honest Operation,and Considerate Service",our business mainly focus on the distribution of electronic components. Line cards we deal with include Microchip,ALPS,ROHM,Xilinx,Pulse,ON,Everlight and Freescale. Main products comprise IC,Modules,Potentiometer,IC Socket,Relay,Connector.Our parts cover such applications as commercial,industrial, and automotives areas.

We are looking forward to setting up business relationship with you and hope to provide you with the best service and solution. Let us make a better world for our industry!



Contact us

Tel: +86-755-8981 8866 Fax: +86-755-8427 6832

Email & Skype: info@chipsmall.com Web: www.chipsmall.com

Address: A1208, Overseas Decoration Building, #122 Zhenhua RD., Futian, Shenzhen, China



AML51 Series

Buttons/Lens for Switches and Indicators



DESCRIPTION

Honeywell's AML51 Series buttons/lens for switches and indicators have an attractive appearance and are easy to install. They are designed to achieve the best balance of human factors and aesthetic appearance. With the operator height and the

compatibility of square and rectangular shapes, there's no visual clutter to distract from man/machine communication. Colors are bright and uniform, providing a strong definition and good visibility.

FEATURES

- Constructed from polycarbonate for ruggedness and durability
- Square and rectangle shaped buttons and lenses offered
- Display types with and without legend include transmitted color, dead front, and projected color
- Variety of colors (both lit and unlit), including red, yellow, green, blue, white, black, gray and amber

POTENTIAL APPLICATIONS

Manual operations, including control boards and panels in

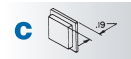
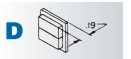



- Industrial and test equipment
- Computer mainframes and peripherals
- Process control
- Medical instrumentation

AML51 Series

PRODUCT NOMENCLATURE – Pushbutton

For Incandescent or non-lighted display switches and pushbutton style indicators.

For example, a **AML51-C10R** part number defines a full-color, red, square AML51 Series Pushbutton, with transmitted color and no legend.

| AML51 | C | | 10 | R | - |
|----------------|---|--|---|-------------------------------|--------------------|
| Product Series | Pushbutton Style ¹ | Indicators only ² | Display Legend/Type | Full Color or 1st Color Split | 2nd Color Split |
| AML51 | Switches and Indicators | | | | |
| C |  | D  | 10 No legend | R Red | None |
| A |  | | 20 With legend on cap | Y Yellow | R Red |
| B* |  | | Transmitted Color <i>Clear cap and color insert</i> | G Green | Y Yellow |
| R* |  | | 11 No legend | B Blue | G Green |
| | | | 21 With legend on insert | W**** White | B Blue |
| | | | | K*** Black | W**** White |
| | | | | L*** Gray | K*** Black |
| | | | | A** Amber | L*** Gray |
| | | | | | A** Amber |

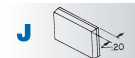


¹ For Incandescent or non-lighted display switches and pushbutton style indicators.
² For use with AML41D indicators only.

*Available with transmitted color (10 or 20) only.
 **Available with transmitted color and dead front only.
 ***Black and gray not recommended for lighted display.
 ****Insert is clear for projected color when "W" is used.

PRODUCT NOMENCLATURE – Lens

For incandescent display AML41J, K, and L lens style indicators only.

For example, a **AML51-J10R** part number defines a full-color, red, rectangular AML51 Series Lens, with transmitted color and no legend.

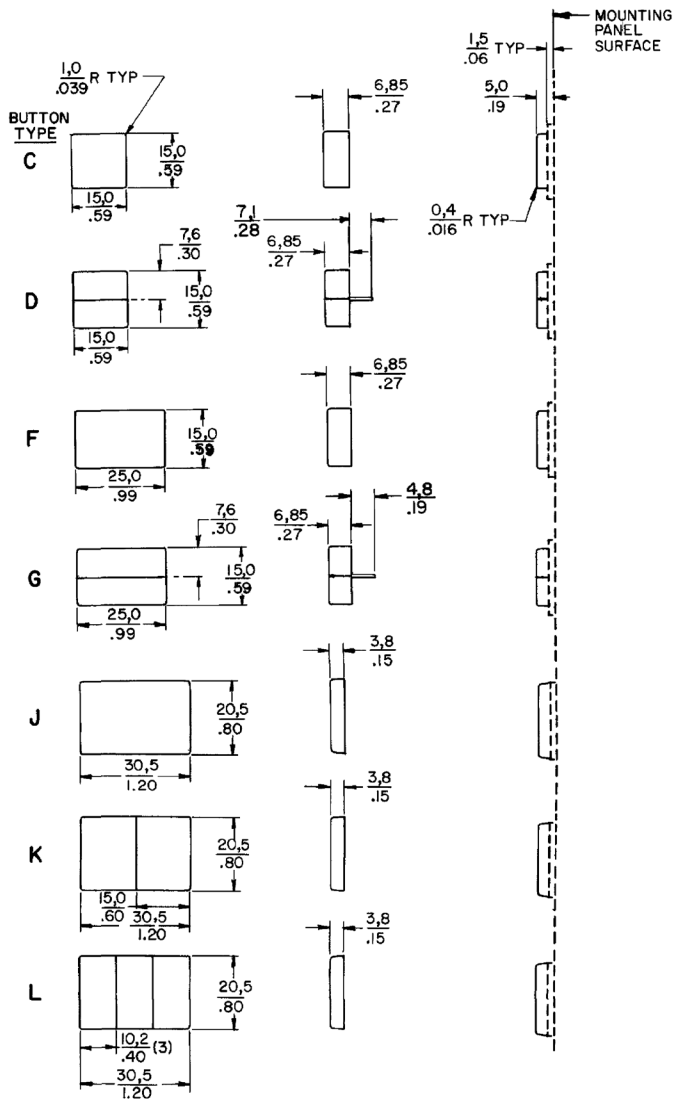
| AML51 | J | | 10 | R | - | - |
|----------------|--|---|--|------------------|------------------|------------------|
| Product Series | Lens Style ¹ | Display Legend/Type | Full Color or 1st Color Split | 2nd Color Split | 3rd Color Split | |
| AML51 | J  | 10 No legend | R Red | None | None | |
| | K  | 20 With legend | Y Yellow | R Red | R Red | |
| | L  | Transmitted Color <i>Clear cap and color insert</i> | G Green | Y Yellow | Y Yellow | |
| | | 11 No legend | B Blue | G Green | G Green | |
| | | 21 With legend | Projected Color* <i>White cap and color insert</i> | W* White | B Blue | B Blue |
| | | | 50 No legend | A** Amber | W* White | W* White |
| | | | 60 With legend | | A** Amber | A** Amber |

¹ For incandescent display AML41J, K, and L lens style indicators only.

*Insert is clear for projected color when "W" is used.
 **Available with transmitted color and dead front only.

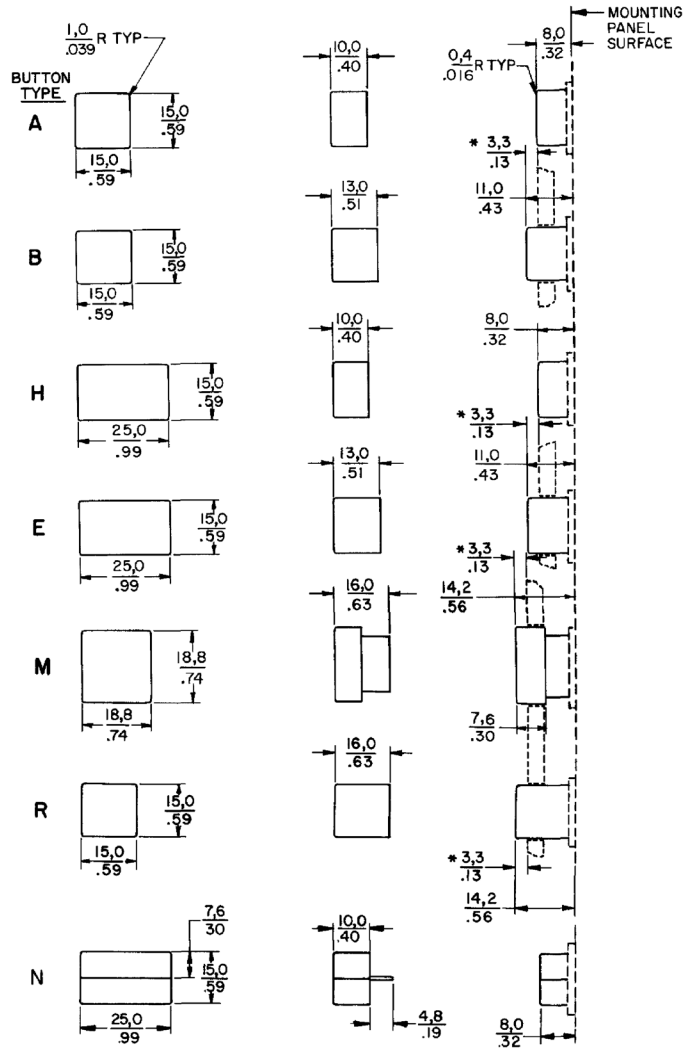
Buttons/Lens for Switches and Indicators

DIMENSIONS – Standard



DIMENSIONS – Extended

NOTE: BUTTONS TYPE B, E, M, & R INTENDED FOR SUB PANEL MOUNTING
* MINIMUM RECOMMENDED EXTENSION FROM PANEL SURFACE



This Honeywell datasheet supports the following MICRO SWITCH™ AML51 Series Listings

- AML51-C10B
- AML51-C10G
- AML51-C10K
- AML51-C10R
- AML51-C10W
- AML51-C10Y
- AML51-C11W
- AML51-F10G
- AML51-F10R
- AML51-F10W
- AML51-R10W
- AML51-R20R

AML51 Series

Buttons/Lens for Switches and Indicators

Warranty. Honeywell warrants goods of its manufacture as being free of defective materials and faulty workmanship. Honeywell's standard product warranty applies unless agreed to otherwise by Honeywell in writing; please refer to your order acknowledgement or consult your local sales office for specific warranty details. If warranted goods are returned to Honeywell during the period of coverage, Honeywell will repair or replace, at its option, without charge those items it finds defective. **The foregoing is buyer's sole remedy and is in lieu of all warranties, expressed or implied, including those of merchantability and fitness for a particular purpose. In no event shall Honeywell be liable for consequential, special, or indirect damages.**

While we provide application assistance personally, through our literature and the Honeywell web site, it is up to the customer to determine the suitability of the product in the application.

Specifications may change without notice. The information we supply is believed to be accurate and reliable as of this printing. However, we assume no responsibility for its use.

Find out more

Honeywell serves its customers through a worldwide network of sales offices, representatives and distributors. For application assistance, current specifications, pricing or name of the nearest Authorized Distributor, contact your local sales office. To learn more about Honeywell's sensing and control products, call **+1-815-235-6847/1-800-537-6945**, visit **sensing.honeywell.com**, or e-mail inquiries to **info.sc@honeywell.com**

Sensing and Control
Honeywell
1985 Douglas Drive North
Golden Valley, MN 55422 USA
sensing.honeywell.com

WARNING

MISUSE OF DOCUMENTATION

- The information presented in this datasheet is for reference only. **DO NOT USE** this document as product installation information.
- Complete installation, operation and maintenance information is provided in the instructions supplied with each product.

Failure to comply with these instructions could result in death or serious injury.

WARNING

PERSONAL INJURY

DO NOT USE these products as safety or emergency stop devices or in any other application where failure of the product could result in personal injury.

Failure to comply with these instructions could result in death or serious injury.

Honeywell