



Chipsmall Limited consists of a professional team with an average of over 10 year of expertise in the distribution of electronic components. Based in Hongkong, we have already established firm and mutual-benefit business relationships with customers from,Europe,America and south Asia,supplying obsolete and hard-to-find components to meet their specific needs.

With the principle of “Quality Parts,Customers Priority,Honest Operation,and Considerate Service”,our business mainly focus on the distribution of electronic components. Line cards we deal with include Microchip,ALPS,ROHM,Xilinx,Pulse,ON,Everlight and Freescale. Main products comprise IC,Modules,Potentiometer,IC Socket,Relay,Connector.Our parts cover such applications as commercial,industrial, and automotives areas.

We are looking forward to setting up business relationship with you and hope to provide you with the best service and solution. Let us make a better world for our industry!



Contact us

Tel: +86-755-8981 8866 Fax: +86-755-8427 6832

Email & Skype: info@chipsmall.com Web: www.chipsmall.com

Address: A1208, Overseas Decoration Building, #122 Zhenhua RD., Futian, Shenzhen, China



RFID Patch Antenna

APAES915R6460C16-T

RoHS/RoHS II compliant



62.5 x 62.5 x 6.0mm

MSL level: Not Applicable

FEATURES:

- High Gain
- Pin type
- Customization Available
- RoHS Compliance

TYPICAL APPLICATIONS:

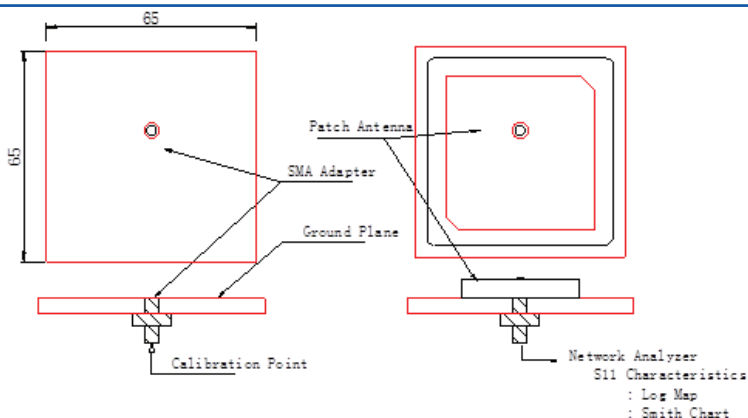
RFID systems for Logistic & Inventory Management of Retail, Pharmaceutical, Automotive Industries; Industrial automation, Contactless smart cards.

STANDARD SPECIFICATIONS:

Parameters	Min.	Typ.	Max.	Units	Note
Receiving Frequency Range	902.0		928.0	MHz	
Center Frequency (*)	915			MHz	(On a 65*65mm Ground Plane)
Bandwidth	15			MHz	(Return loss \leq 10dB)
Gain		3.5		dBic	(Peak gain on 70*70mm Ground Plane facing Zenith.)
Axial Ratio			3	dB	
VSWR @ Center Frequency	1.5				
Polarization Model	RHCP				(Right Hand Circular Polarization)
Impedance	50			Ω	
Frequency Temperature Coefficient	-10		10	ppm/ $^{\circ}$ C	

(*) Application environment, including size of the ground plane, proximity to adjacent components, etc., will affect stated performance. Fine tuning might be required when installed on end-customer's PCB. Abracon offers Antenna Optimization Service, please contact Abracon.

TEST CONDITIONS & TEST SETUP:



STRUCTURE AND MATERIAL

Description	Material
Antenna Substrate	Dielectric Ceramics
Pin	Copper and tinplated
Electrode	Ag Plated
Ground Plane	Ag Plated
Adhesive Type	3M

ABRACON IS
ISO9001:2008
CERTIFIED



Visit www.abracon.com for Terms & Conditions of Sale **Revised 06.17.14**
30332 Esperanza, Rancho Santa Margarita, California 92688
tel 949-546-8000 | fax 949-546-8001 | www.abracon.com

RFID Patch Antenna


APAES915R6460C16-T

RoHS/RoHS II compliant

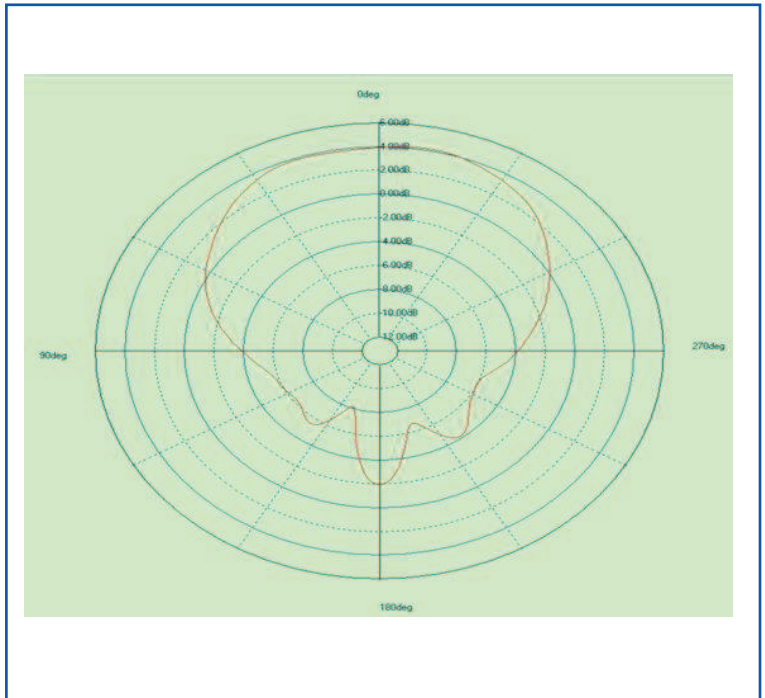


62.5 x 62.5 x 6.0mm

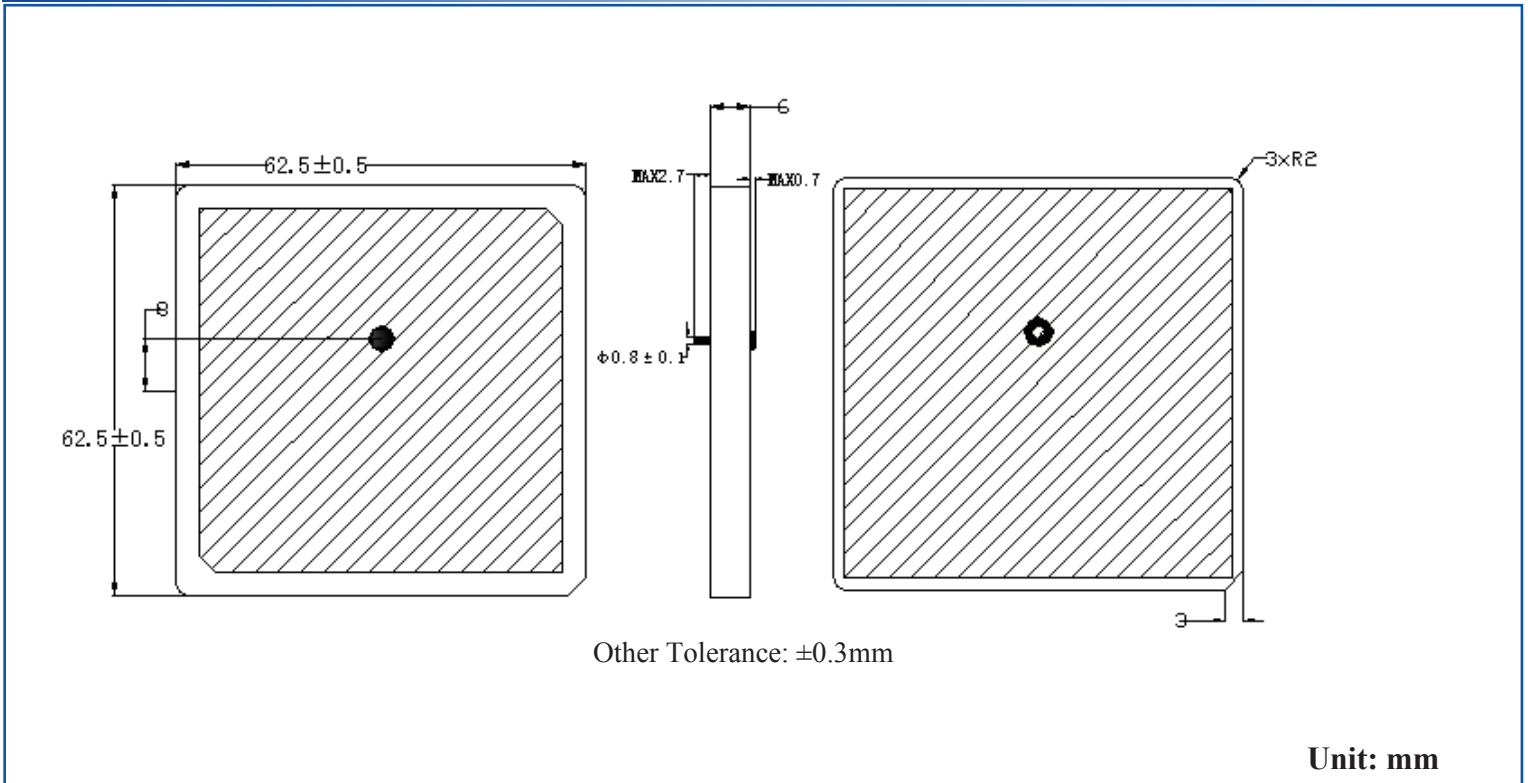
SMITH CHART



RADIATION PATTERN



OUTLINE DIMENSION:



RFID Patch Antenna

APAES915R6460C16-T

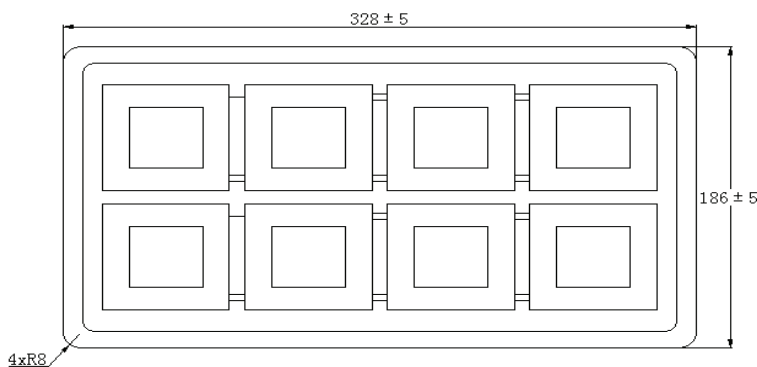
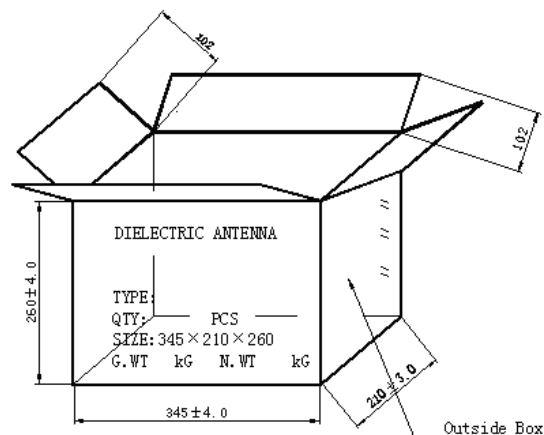
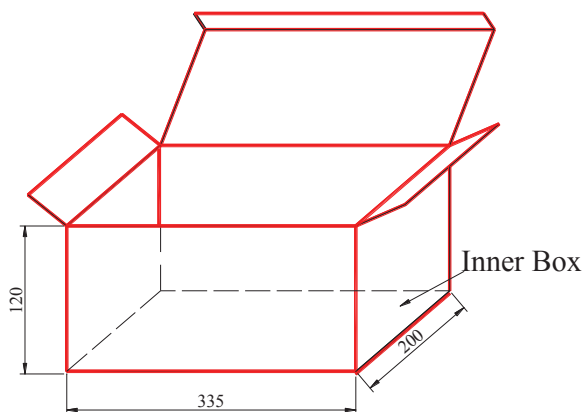
RoHS/RoHS II compliant



62.5 x 62.5 x 6.0mm

PACKAGING:

Package Type	Quantity
Tray	8 pcs/tray
Inner Box	80pcs/box
Outer Box	160 pcs/box



CAUTION:

- (1) Do not apply excess mechanical stress to the component body or terminations. Do not attempt to re-form or bend the components as this will cause damage to the component.
- (2) Do not expose the component to open flame.
- (3) This specification applies to the functionality of the component as a single unit. Please insure the component is thoroughly evaluated in the application circuit.

NOTE:

- 1) The parts are manufactured in accordance with this specification. If other conditions and specifications which are required for this specification, please contact ABRACON for more information.
- 2) ABRACON will supply the parts in accordance with this specification unless we receive a written request to modify prior to an order placement.
- 3) In no case shall ABRACON be liable for any product failure from in appropriate handling or operation of the item beyond the scope of this specification.
- 4) When changing your production process, please notify ABRACON immediately.
- 5) ABRACON Corporation's products are COTS – Commercial-Off-The-Shelf products; suitable for Commercial, Industrial and, where designated, Automotive Applications. ABRACON's products are not specifically designed for Military, Aviation, Aerospace, Life-dependant Medical applications or any application requiring high reliability where component failure could result in loss of life and/or property. For applications requiring high reliability and/or presenting an extreme operating environment, written consent and authorization from ABRACON Corporation is required. Please contact ABRACON Corporation for more information.
- 6) All specifications and Marking will be subject to change without notice.

ATTENTION: Abracon Corporation's products are COTS – Commercial-Off-The-Shelf products; suitable for Commercial, Industrial and, where designated, Automotive Applications. Abracon's products are not specifically designed for Military, Aviation, Aerospace, Life-dependant Medical applications or any application requiring high reliability where component failure could result in loss of life and/or property. For applications requiring high reliability and/or presenting an extreme operating environment, written consent and authorization from Abracon Corporation is required. Please contact Abracon Corporation for more information.

ABRACON IS
ISO9001:2008
CERTIFIED



Visit www.abracon.com for Terms & Conditions of Sale **Revised 06.17.14**
30332 Esperanza, Rancho Santa Margarita, California 92688
tel 949-546-8000 | fax 949-546-8001 | www.abracon.com