



Chipsmall Limited consists of a professional team with an average of over 10 year of expertise in the distribution of electronic components. Based in Hongkong, we have already established firm and mutual-benefit business relationships with customers from,Europe,America and south Asia,supplying obsolete and hard-to-find components to meet their specific needs.

With the principle of “Quality Parts,Customers Priority,Honest Operation,and Considerate Service”,our business mainly focus on the distribution of electronic components. Line cards we deal with include Microchip,ALPS,ROHM,Xilinx,Pulse,ON,Everlight and Freescale. Main products comprise IC,Modules,Potentiometer,IC Socket,Relay,Connector.Our parts cover such applications as commercial,industrial, and automotives areas.

We are looking forward to setting up business relationship with you and hope to provide you with the best service and solution. Let us make a better world for our industry!



Contact us

Tel: +86-755-8981 8866 Fax: +86-755-8427 6832

Email & Skype: info@chipsmall.com Web: www.chipsmall.com

Address: A1208, Overseas Decoration Building, #122 Zhenhua RD., Futian, Shenzhen, China



GPS Active Antenna Module - Adhesive Mount



40.0 X 35.0 X 13.1mm

APAMP-115

RoHS/RoHS II compliant
Lead in copper alloy exemption (6c); and Lead in glass exemption (7c-1)

MSL level: Not Applicable

FEATURES:

- High Reliability/Sensitivity
- Compact Size
- Easy to install (adhesive base tape)
- ROHS Compliant

TYPICAL APPLICATIONS:

- Automotive Navigation
- Automotive Monitoring
- Personal Tracking

STANDARD SPECIFICATIONS:

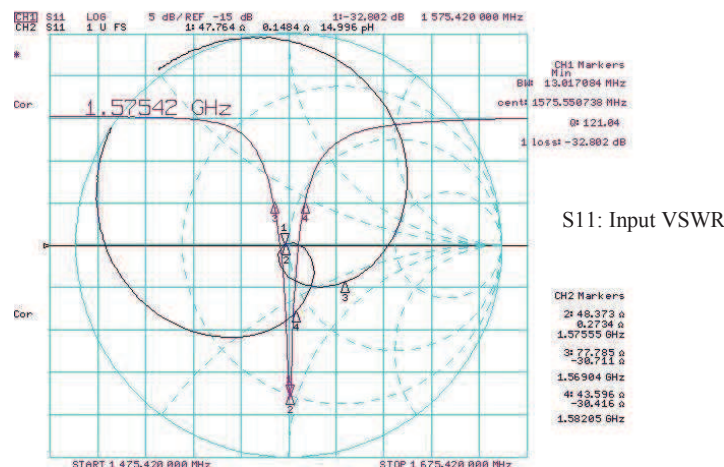
Antenna

| Parameters | Min. | Typ. | Max. | Units | Note |
|-----------------------|---------|---------|---------|--------------------|------------------------------------|
| Center Frequency | 1574.40 | 1575.42 | 1576.44 | MHz | |
| Bandwidth | 10.0 | | | MHz | |
| VSWR | | | 1.5:1 | | |
| Polarization Model | RHCP | | | | (Right Hand Circular Polarization) |
| Impedance | | 50 | | Ω | |
| Gain | | 3.5 | | dBic | (Based on 70× 70mm ground plane) |
| Operating Temperature | -40 | | +80 | $^{\circ}\text{C}$ | |
| Storage Temperature | -45 | | +85 | $^{\circ}\text{C}$ | |

Low Noise Amplifier (LNA)

| Parameters | Min. | Typ. | Max. | Units | Note |
|------------------|---------|---------|---------|-------|--|
| Center Frequency | 1574.40 | 1575.42 | 1576.44 | MHz | |
| DC Voltage | 2.5 | | 3.5 | V | |
| Gain | 26 | 28 | 30 | dB | (+25 $^{\circ}\text{C} \pm 10^{\circ}\text{C}$) |
| Output VSWR | | | 2.0 | | |
| Noise Figure | | | 1.8 | | (+25 $^{\circ}\text{C} \pm 10^{\circ}\text{C}$) |
| DC current | | 14 | 16 | mA | (At 3.0V) |

ANTENNA'S IMPEDANCE AND RETURN-LOSS CHARACTERISTICS



Test condition: 20x20mm ground

ABRACON IS
ISO9001:2008
CERTIFIED



Visit www.abracon.com for Terms & Conditions of Sale **Revised: 10.28.14**
 30332 Esperanza, Rancho Santa Margarita, California 92688
 tel 949-546-8000 | fax 949-546-8001 | www.abracon.com

GPS Active Antenna Module - Adhesive Mount

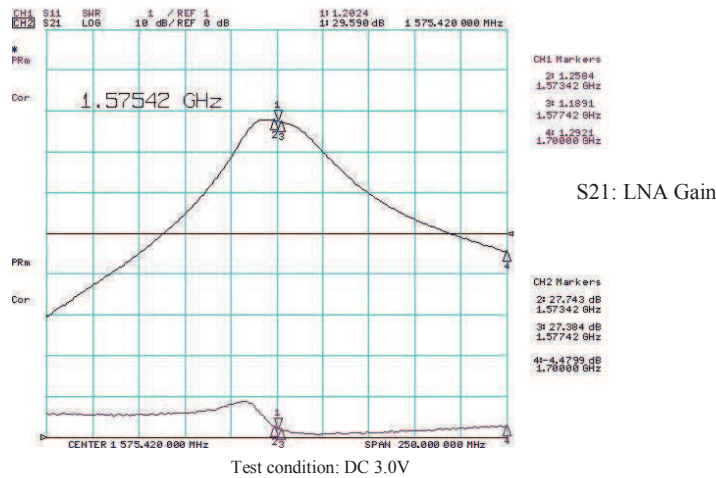
APAMP-115

RoHS/RoHS II compliant
Lead in copper alloy exemption (6c); and Lead in glass exemption (7c-1)

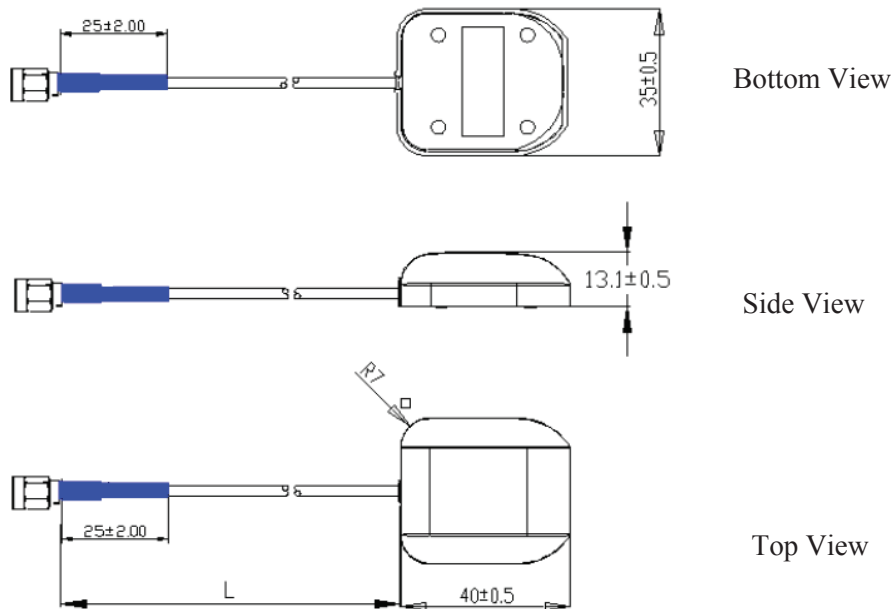


40.0 X 35.0 X 13.1mm

LNA REFLECTION PROFILE



OUTLINE DRAWING:



| Parameters | Description |
|------------------|--------------------|
| L (Cable Length) | 300±10cm |
| Antenna | Dielectric Ceramic |
| RF Cable | RG174 |
| PCB | FR4 |
| RF Connector | SMA-J3 |
| Shielding | Tinplate |
| Thickness | 13.5mm |
| Mounting Type | Adhesive Tape |

Unit:mm

GPS Active Antenna Module - Adhesive Mount

APAMP-115

RoHS/RoHS II compliant
Lead in copper alloy exemption (6c); and Lead in glass exemption (7c-1)




40.0 X 35.0 X 13.1mm

PRODUCT IMAGE:



PACKAGING:

Each 475 x 215 x 215 mm size carton includes 100 pieces of antenna.



CAUTION:

- (1) Do not apply excess mechanical stress to the component body or terminations. Do not attempt to re-form or bend the components as this will cause damage to the component.
- (2) Do not expose the component to open flame.
- (3) This specification applies to the functionality of the component as a single unit. Please insure the component is thoroughly evaluated in the application circuit.

ATTENTION: Abracon Corporation's products are COTS – Commercial-Off-The-Shelf products; suitable for Commercial, Industrial and, where designated, Automotive Applications. Abracon's products are not specifically designed for Military, Aviation, Aerospace, Life-dependant Medical applications or any application requiring high reliability where component failure could result in loss of life and/or property. For applications requiring high reliability and/or presenting an extreme operating environment, written consent and authorization from Abracon Corporation is required. Please contact Abracon Corporation for more information.

ABRACON IS
ISO9001:2008
CERTIFIED



Visit www.abracon.com for Terms & Conditions of Sale **Revised: 10.28.14**
30332 Esperanza, Rancho Santa Margarita, California 92688
tel 949-546-8000 | fax 949-546-8001 | www.abracon.com