



Chipsmall Limited consists of a professional team with an average of over 10 year of expertise in the distribution of electronic components. Based in Hongkong, we have already established firm and mutual-benefit business relationships with customers from,Europe,America and south Asia,supplying obsolete and hard-to-find components to meet their specific needs.

With the principle of "Quality Parts,Customers Priority,Honest Operation,and Considerate Service",our business mainly focus on the distribution of electronic components. Line cards we deal with include Microchip,ALPS,ROHM,Xilinx,Pulse,ON,Everlight and Freescale. Main products comprise IC,Modules,Potentiometer,IC Socket,Relay,Connector.Our parts cover such applications as commercial,industrial, and automotives areas.

We are looking forward to setting up business relationship with you and hope to provide you with the best service and solution. Let us make a better world for our industry!



## Contact us

Tel: +86-755-8981 8866 Fax: +86-755-8427 6832

Email & Skype: [info@chipsmall.com](mailto:info@chipsmall.com) Web: [www.chipsmall.com](http://www.chipsmall.com)

Address: A1208, Overseas Decoration Building, #122 Zhenhua RD., Futian, Shenzhen, China



# GPS+GSM Active Antenna Module-Screw mount plus adhesive tape.

## APAMS-106

RoHS/RoHS II compliant

Lead in copper alloy exemption (6c); and Lead in glass exemption (7c-1)



Ø75 x 14.1mm

MSL level: Not Applicable

### FEATURES:

- Dual Band
- High Reliability/Sensitivity
- Compact Size, Easy to install
- ROHS Compliant

### TYPICAL APPLICATIONS:

- GPS navigation
- Vehicle tracking
- Telemetry Applications
- Asset tracking
- Emergency call systems

### STANDARD SPECIFICATIONS:

#### Antenna

Parameters	Min.	Typ.	Max.	Units	Note
Center Frequency	1574.40	1575.42	1576.44	MHz	
Bandwidth	10.0			MHz	
VSWR			1.5:1		
Polarization Model	RHCP				(Right Hand Circular Polarization)
Impedance		50		Ω	
Gain		5		dBic	(Based on 70× 70mm ground plane)
Operating Temperature	-40		+80	°C	
Storage Temperature	-45		+85	°C	

#### Low Noise Amplifier (LNA)

Parameters	Min.	Typ.	Max.	Units	Note
Center Frequency	1574.40	1575.42	1576.44	MHz	
DC Voltage	2.5	3.0	3.5	V	
Gain	25	26	28	dB	(Without cable +25°C± 10°C)
Output VSWR			2.0		
Noise Figure			1.5		(+25°C ± 10°C)
DC current		10.5	12.5	mA	

#### Electrical Characteristics (GSM)

Parameters	Min.	Typ.	Max.	Units	Note
Working Frequency	806		960	MHz	
	1710		1880		
Peak Gain			-1	dBi	(@900MHZ)
			1		(@1800MHZ)
VSWR			2:1		
Impedance		50		Ω	
Azimuth	Omni-Directional				
Polarization	Linear Polarization				

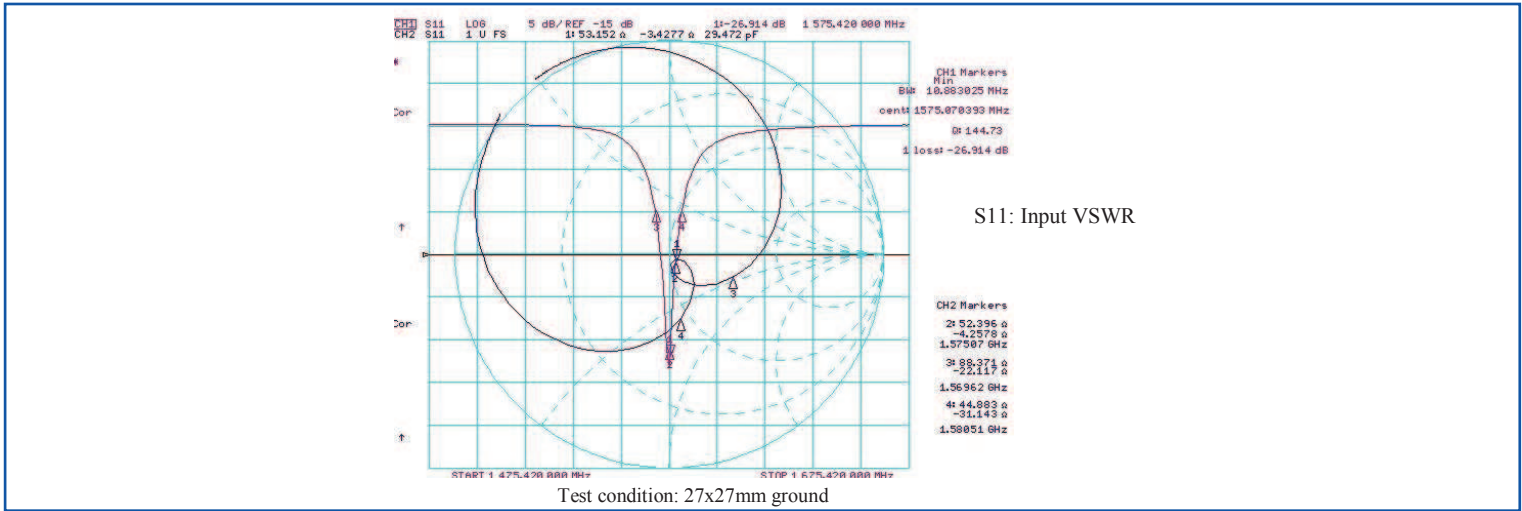
# GPS+GSM Active Antenna Module-Screw mount plus adhesive tape.

**APAMS-106**

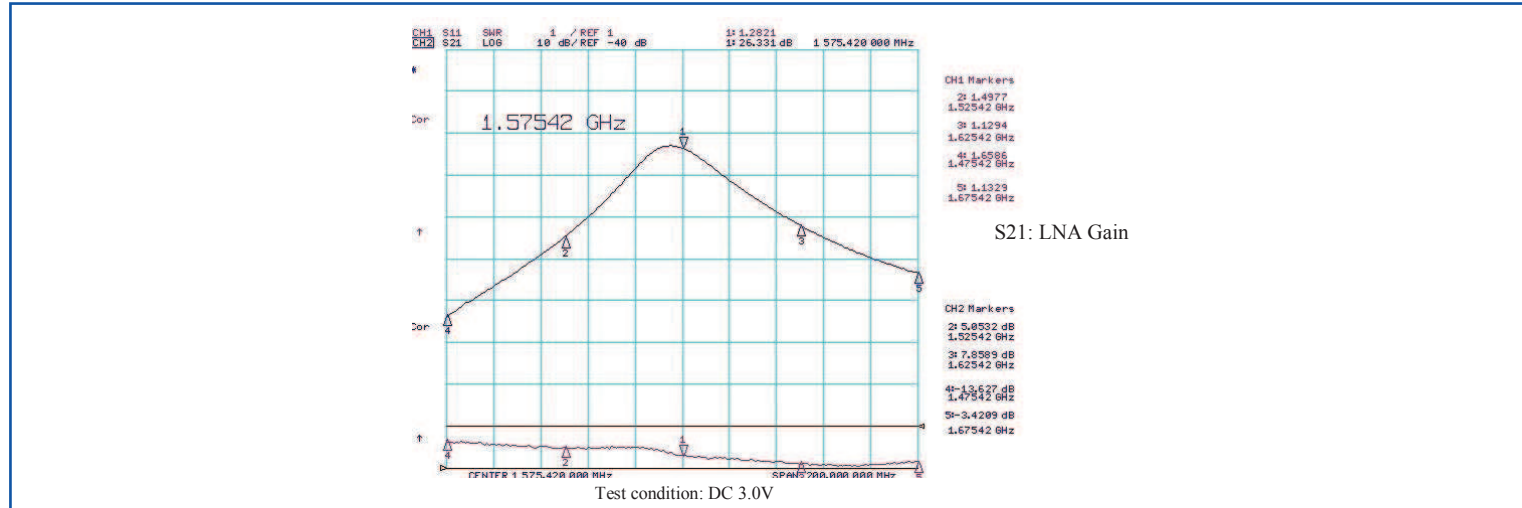
RoHS/RoHS II compliant  
Lead in copper alloy exemption (6c); and Lead in glass exemption (7c-1)



## ANTENNA'S IMPEDANCE AND RETURN-LOSS CHARACTERISTICS



## LNA REFLECTION PROFILE



## OUTLINE DRAWING:

14,10  
75,00  
0,80  
18,00  
L1  
25  
25  
L2

Golden SMA Connected to GSM Antenna  
Silver SMA Connected to GPS Antenna

Parameters	Description
L1(Cable1 Length)	200±10cm
L2(Cable2 Length)	200±10cm
Antenna	Dielectric Ceramics
PCB	FR4
GPS RF Connector	Silver SMA-J3
GSM RF Connector	Golden SMA-J3
Shielding	Tinplate
Thickness	15mm
Mounting Type	Screw Mount plus Adhesive Tape

Bottom View  
Top View

**Unit:mm**

ABRACON IS  
ISO9001:2008  
CERTIFIED



Visit [www.abracon.com](http://www.abracon.com) for Terms & Conditions of Sale **Revised: 10.23.14**  
30332 Esperanza, Rancho Santa Margarita, California 92688  
tel 949-546-8000 | fax 949-546-8001 | [www.abracon.com](http://www.abracon.com)

# GPS+GSM Active Antenna Module-Screw mount plus adhesive tape.

**APAMS-106**

RoHS/RoHS II compliant  
Lead in copper alloy exemption (6c); and Lead in glass exemption (7c-1)




## PRODUCT IMAGE:



## PACKAGING:

Each 450 x 400 x 300mm size carton includes 60 pieces of antenna



### CAUTION:

- (1) Do not apply excess mechanical stress to the component body or terminations. Do not attempt to re-form or bend the components as this will cause damage to the component.
- (2) Do not expose the component to open flame.
- (3) This specification applies to the functionality of the component as a single unit. Please insure the component is thoroughly evaluated in the application circuit.

**ATTENTION:** Abracon Corporation's products are COTS – Commercial-Off-The-Shelf products; suitable for Commercial, Industrial and, where designated, Automotive Applications. Abracon's products are not specifically designed for Military, Aviation, Aerospace, Life-dependant Medical applications or any application requiring high reliability where component failure could result in loss of life and/or property. For applications requiring high reliability and/or presenting an extreme operating environment, written consent and authorization from Abracon Corporation is required. Please contact Abracon Corporation for more information.

ABRACON IS  
ISO9001:2008  
CERTIFIED



Visit [www.abracon.com](http://www.abracon.com) for Terms & Conditions of Sale **Revised: 10.23.14**  
30332 Esperanza, Rancho Santa Margarita, California 92688  
tel 949-546-8000 | fax 949-546-8001 | [www.abracon.com](http://www.abracon.com)