



Chipsmall Limited consists of a professional team with an average of over 10 year of expertise in the distribution of electronic components. Based in Hongkong, we have already established firm and mutual-benefit business relationships with customers from,Europe,America and south Asia,supplying obsolete and hard-to-find components to meet their specific needs.

With the principle of “Quality Parts,Customers Priority,Honest Operation,and Considerate Service”,our business mainly focus on the distribution of electronic components. Line cards we deal with include Microchip,ALPS,ROHM,Xilinx,Pulse,ON,Everlight and Freescale. Main products comprise IC,Modules,Potentiometer,IC Socket,Relay,Connector.Our parts cover such applications as commercial,industrial, and automotives areas.

We are looking forward to setting up business relationship with you and hope to provide you with the best service and solution. Let us make a better world for our industry!



Contact us

Tel: +86-755-8981 8866 Fax: +86-755-8427 6832


Email & Skype: info@chipsmall.com Web: www.chipsmall.com

Address: A1208, Overseas Decoration Building, #122 Zhenhua RD., Futian, Shenzhen, China



M12-Splitters/T-Connectors

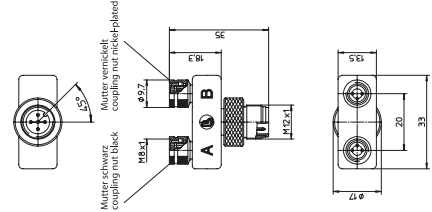
ASBS 2 M8 | ASBS 2 M12 | ASBSA 2 M12



M12 Male to 2xM8 Female

Splitter/T-connector, with two M8 miniature female connectors, 3 poles, with self-locking threaded joint.

ASBS 2 M8



M12 Male to 2xM12 Female

Splitter/T-connector with two M12 female connectors, with self-locking threaded joint.

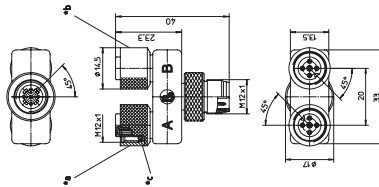
M12 Male to 2xM12 Female

Splitter/T-connector with two M12 female connectors, with self-locking threaded joint.

– ASBS 2 M12-5 1-1: wired through 1 to 1 –

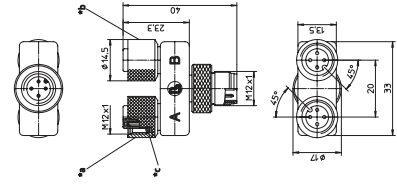
– ASBSA 2 M12-3: with AND circuit –

ASBS 2 M12



*a coupling nut black
*b coupling nut nickel-plated

ASBSA 2 M12



*c O-ring

Pin Assignments

Face Views

ASBS 2 M8



A



B



ASBSA 2 M12-3



A



B



ASBS 2 M12-4



A



B



ASBS 2 M12-5S



A



B



ASBS 2 M12-5



A

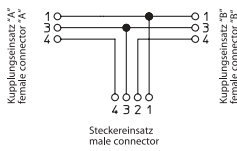


B

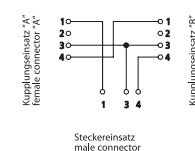


Wiring Diagrams

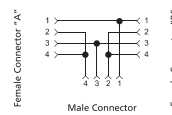
ASBS 2 M8



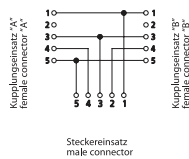
ASBSA 2 M12-3



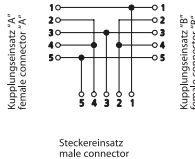
ASBS 2 M12-4



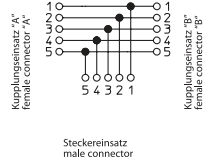
ASBS 2 M12-5S



ASBS 2 M12-5



ASBS 2 M12-5 1-1





Be Certain with Belden

M12-Splitters/T-Connectors

ASBS 2 M8 | ASBS 2 M12 | ASBSA 2 M12

Technical Data

Environmental

Degree of protection IP 67 / NEMA 6P
 Operating temperature range -25°C (-13°F) / +90°C (+194°F)

Mechanical

Housing / Molded body TPU, self-extinguishing
 Insert Female connectors:
 M8: TPU, self-extinguishing
 M12: PA GF, self-extinguishing
 Male connector:
 TPU, self-extinguishing
 Contact CuZn, pre-nickel and 0.8 microns gold-plated
 Coupling nut CuZn, nickel-plated
 O-ring FKM

Electrical

Contact resistance ≤ 5 mΩ
 Nominal current at 40°C 4 A per outlet / 4 A max. total
 Nominal voltage 60 V
 Rated voltage 63 V
 Test voltage M8: 0.8 kV eff. / 60 s
 M12: 1.5 kV eff. / 60 s
 ASBSA: 2.0 kV eff. / 60 s
 Insulation resistance > 10⁹ Ω
 Pollution degree 3

Part Number	Pins	Characteristics
ASBS 2 M8	3	
ASBSA 2 M12-3		
ASBS 2 M12-4	4	
ASBS 2 M12-5S	5	
ASBS 2 M12-5		
ASBS 2 M12-5 1-1		