



Chipsmall Limited consists of a professional team with an average of over 10 year of expertise in the distribution of electronic components. Based in Hongkong, we have already established firm and mutual-benefit business relationships with customers from,Europe,America and south Asia,supplying obsolete and hard-to-find components to meet their specific needs.

With the principle of “Quality Parts,Customers Priority,Honest Operation,and Considerate Service”,our business mainly focus on the distribution of electronic components. Line cards we deal with include Microchip,ALPS,ROHM,Xilinx,Pulse,ON,Everlight and Freescale. Main products comprise IC,Modules,Potentiometer,IC Socket,Relay,Connector.Our parts cover such applications as commercial,industrial, and automotives areas.

We are looking forward to setting up business relationship with you and hope to provide you with the best service and solution. Let us make a better world for our industry!



Contact us

Tel: +86-755-8981 8866 Fax: +86-755-8427 6832

Email & Skype: info@chipsmall.com Web: www.chipsmall.com

Address: A1208, Overseas Decoration Building, #122 Zhenhua RD., Futian, Shenzhen, China



Plastic Package Industrial Grade Ultra Miniature Pure Silicon™ Clockoscillators, Layout Compatible To 1.6 X 1.2 Mm Standard Oscillator



1.8 x 1.25 x 0.68mm
Layout Compatible to 1.6 x 1.2 mm
Standard Oscillator

ASCSM

Moisture Sensitivity Level – MSL 1



EOL/Obsolence planned – Not Recommended for New Designs

FEATURES:

- Ultra Miniature Pure Silicon™ Clock Oscillator, Layout Compatible to 1.6 x 1.2 mm Footprint
- High Performance MEMS Technology by Discera
- Low Power Consumption for high speed communication
- Exceptional Stability Over Temp. at -40 to +105°C, ±10ppm
- Available in 30kG Shock Resistance Configuration upon request
- MIL-STD-883 shock and vibration compliant
- Ball Grid Array Packaging
- Low jitter (Period jitter RMS and Phase jitter RMS)

APPLICATIONS:

- Imaging, Video, and Audio Modules
- Portable Consumer Electronics and Media Devices
- Tablets and Mobile Internet Devices
- Low Profile Embedded Designs
- Pico and Femto Networking

STANDARD SPECIFICATIONS:

Common Key Electrical Specifications

Parameters	Minimum	Typical	Maximum	Units	Notes
Frequency Range:	1.0		150	MHz	
Operating Temperature:	0		+70	°C	See options
Storage Temperature:	-55		+150	°C	
Overall Frequency Stability:	-50		+50	ppm	See options
Supply Voltage (Vdd):	+1.7 ~ +3.6			V	
Output Load:			15	pF	
	10			kΩ	
Symmetry:	45		55	%	@1/2Vdd
Startup Time:		1.0	1.3	ms	
Disable Time:		20	100	ns	
Disable Stand-by Current:			15	uA	
Tri-state Function (Stand-by) :	"1" (VIH≥0.75*Vdd) or Open: Oscillation "0" (VIL<0.25*Vdd) : Hi Z			V	
Aging:	-5.0		+5.0	ppm	First year

Key Electrical Specifications

Parameters	Minimum	Typical	Maximum	Units	Notes
Supply Current (no load):	12 MHz	6.0	6.5	mA	CL=0p ; V=1.8V RL=∞; T=25°C (Standard CL: 15pF)
Output Voltage:	V _{OH}	0.8*V _{dd}		V	CL=15pF
	V _{OL}		0.2*V _{dd}	V	
Rise Time:	T _r	1.8	3.0	ns	CL=15pF; T=25°C 20%/80%*VDD
Fall Time:	T _f	1.0	3.0	ns	
Period Jitter RMS	J _{rms}	7.0		ps	F=12MHz CL=15pF

Absolute Maximum Ratings

Item	Minimum	Maximum	Unit	Condition
Input Voltage	-0.3	V _{DD} +0.3	V	
Junction Temp.		+150	°C	
Storage Temp.	-55	+150	°C	
Soldering Temp.		+260	°C	40sec max
ESD			V	
	HBM	4,000		
	MM	200		
	CDM	1,500		

Plastic Package Industrial Grade Ultra Miniature Pure Silicon™ Clockoscillators, Layout Compatible To 1.6 X 1.2 Mm Standard Oscillator



1.8 x 1.25 x 0.68mm
Layout Compatible to 1.6 x 1.2 mm
Standard Oscillator

ASCSM



EOL/Obsolescence planned – Not Recommended for New Designs

PART IDENTIFICATION:

ASCSM - [] MHz - [] [] - []

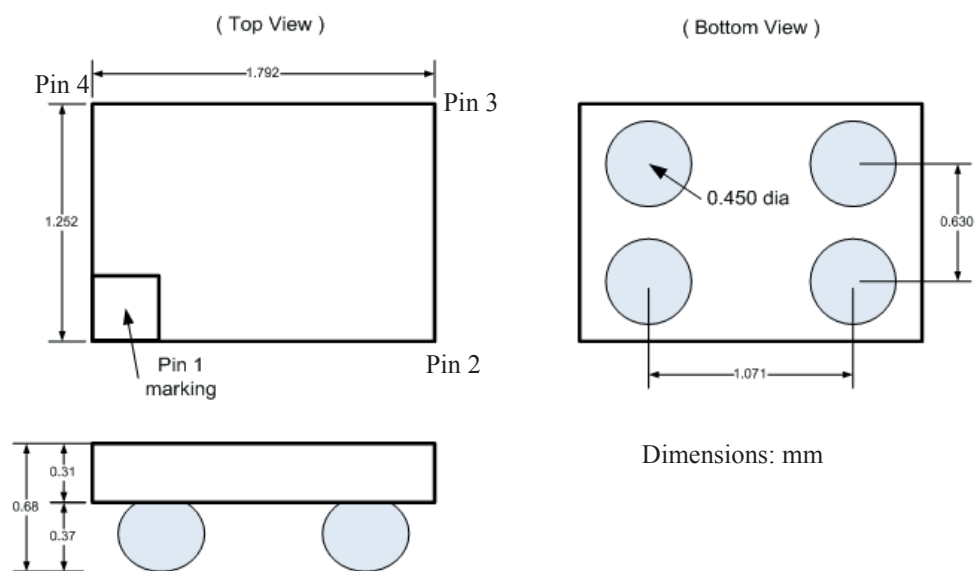
Frequency in MHz
e.g. 14.3181 MHz (Maximum 4 digits after decimal)

Operating Temp.
Blank: 0°C ~ +70°C
E: -20°C ~ +70°C
L: -40°C ~ +85°C
X: -40°C ~ +105°C

Overall Freq. Stability
C: ±50ppm (STD)
Y: ±10ppm
R: ±25 ppm

Packaging
Blank: Bulk
T: 2,500pcs/reel
T5: 5,000pcs / reel

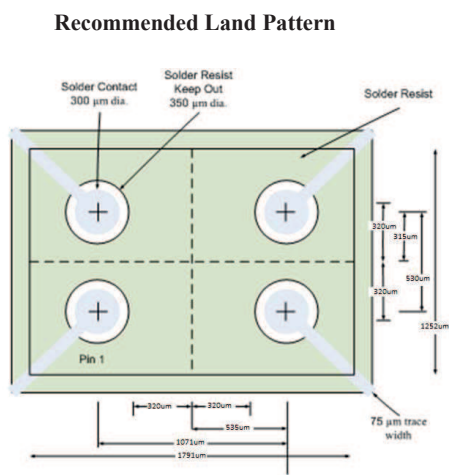
OUTLINE DRAWING:



Component height after reflow is 0.53-0.60 mm. Layout Compatible to 1.6 x 1.2 mm Standard Oscillator

Pin	Function
1	Standby
2	GND
3	Output
4	Vdd

Note: Recommend using an approximately 0.01uF bypass capacitor between PIN 2 and 4.



ABRACON IS
ISO 9001:2008
CERTIFIED



Visit www.abracon.com for Terms & Conditions of Sale
30332 Esperanza, Rancho Santa Margarita, California 92688
tel 949-546-8000 | fax 949-546-8001 | www.abracon.com
Revised: 04.24.14

Plastic Package Industrial Grade Ultra Miniature Pure Silicon™ Clockoscillators, Layout Compatible To 1.6 X 1.2 Mm Standard Oscillator



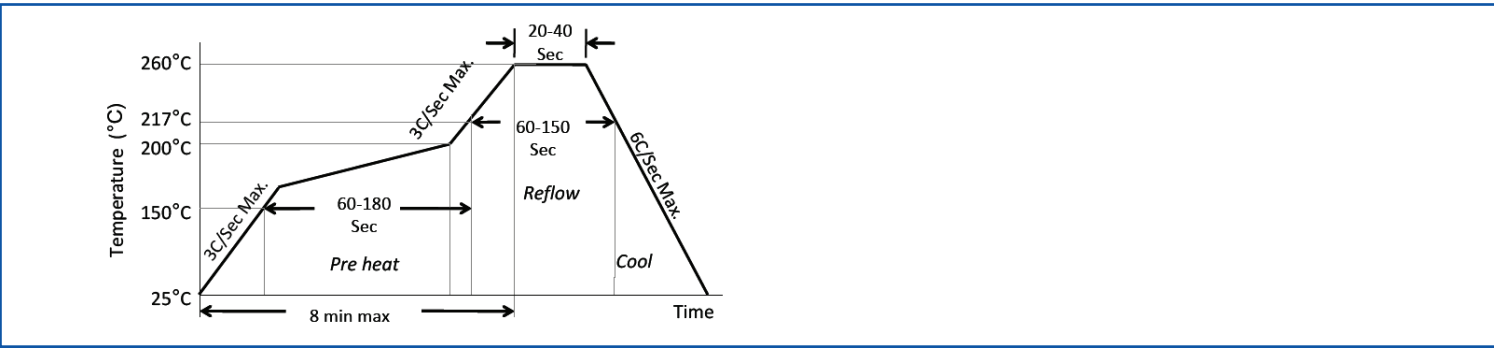
1.8 x 1.25 x 0.68mm
Layout Compatible to 1.6 x 1.2 mm
Standard Oscillator

ASCSM

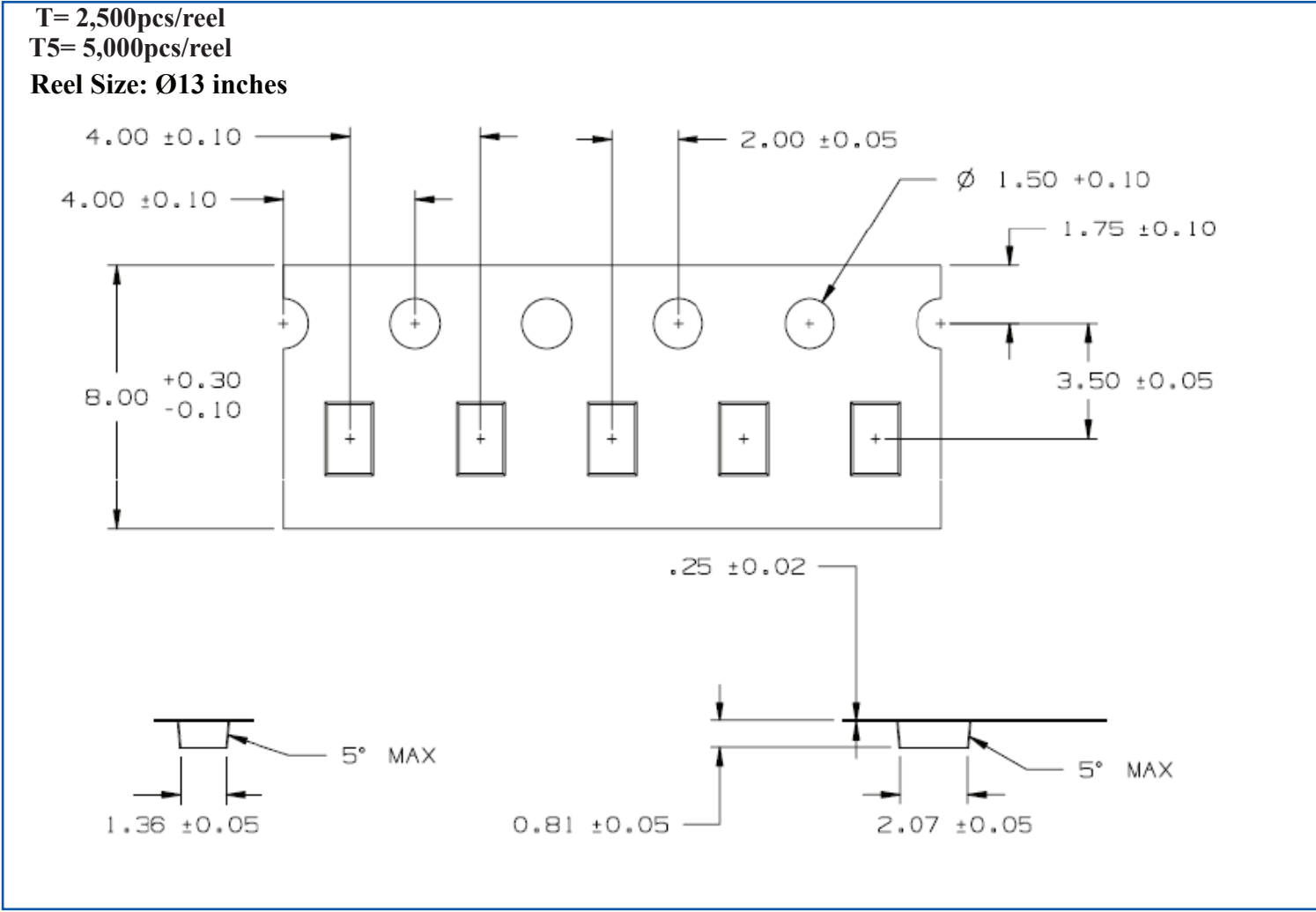
Pb RoHS/RoHS II

EOL/Obsolescence planned – Not Recommended for New Designs

REFLOW PROFILE:



TAPE & REEL:



ATTENTION: Abracon Corporation's products are COTS – Commercial-Off-The-Shelf products; suitable for Commercial, Industrial and, where designated, Automotive Applications. Abracon's products are not specifically designed for Military, Aviation, Aerospace, Life-dependant Medical applications or any application requiring high reliability where component failure could result in loss of life and/or property. For applications requiring high reliability and/or presenting an extreme operating environment, written consent and authorization from Abracon Corporation is required. Please contact Abracon Corporation for more information.

ABRACON IS
ISO 9001:2008
CERTIFIED



Visit www.abracon.com for Terms & Conditions of Sale
 30332 Esperanza, Rancho Santa Margarita, California 92688
 tel 949-546-8000 | fax 949-546-8001 | www.abracon.com
Revised: 04.24.14