



Chipsmall Limited consists of a professional team with an average of over 10 year of expertise in the distribution of electronic components. Based in Hongkong, we have already established firm and mutual-benefit business relationships with customers from,Europe,America and south Asia,supplying obsolete and hard-to-find components to meet their specific needs.

With the principle of “Quality Parts,Customers Priority,Honest Operation,and Considerate Service”,our business mainly focus on the distribution of electronic components. Line cards we deal with include Microchip,ALPS,ROHM,Xilinx,Pulse,ON,Everlight and Freescale. Main products comprise IC,Modules,Potentiometer,IC Socket,Relay,Connector.Our parts cover such applications as commercial,industrial, and automotives areas.

We are looking forward to setting up business relationship with you and hope to provide you with the best service and solution. Let us make a better world for our industry!



Contact us

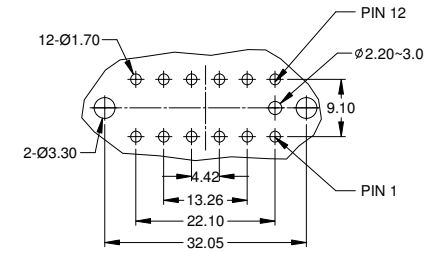
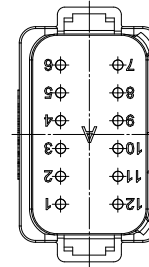
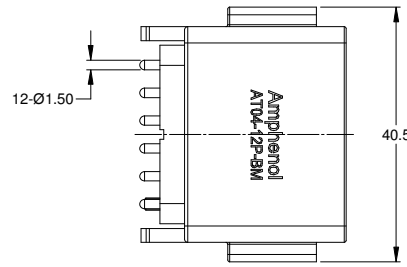
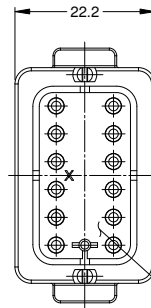
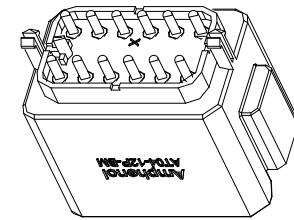
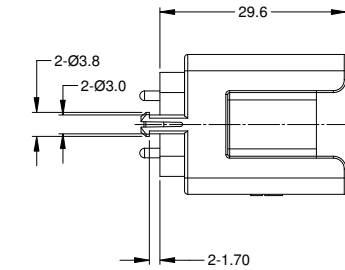
Tel: +86-755-8981 8866 Fax: +86-755-8427 6832

Email & Skype: info@chipsmall.com Web: www.chipsmall.com

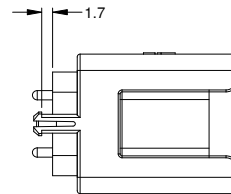
Address: A1208, Overseas Decoration Building, #122 Zhenhua RD., Futian, Shenzhen, China



REVISIONS					
REV	ECO	DESCRIPTION	DATE	BY	APPR
A1	-	RELEASE NEW DWG FORMAT	NOV/07/15	SULLEN	TOMMY



RECOMMENDED LAYOUT
VIEW FROM COMPONENTS
SIDE OF PCB



NOTES: UNLESS OTHERWISE SPECIFIED

1. SEE SHEET 2 FOR KEY ARRANGEMENTS AND COLORS.

2. MATERIAL:
HOUSING: THERMOPLASTIC; COLOR: SEE SHEET 2
CONTACT: COPPER ALLOY

3. MODIFICATIONS: PCB MOUNT

4. SPECIFICATIONS:
3.1 CURRENT RATING: 13 AMPS
3.2 OPERATING TEMPERATURE: -55°C TO +125°C
3.3 DIELECTRIC WITHSTANDING VOLTAGE: LESS THAN 2 MILLIAMPS CURRENT LEAKAGE @ 1500 VOLTS AC.
3.4 INSULATION RESISTANCE: 1000 MEGOHMS MIN @ 25°C.
3.5 MOISTURE RESISTANCE: IP67 (MATED CONDITION)
3.6 MATING CYCLE DURABILITY: 100 CYCLES
3.7 RoHS COMPLIANT

5. MATING PART: AT06-12SX* PLUG
(X = A,B,C,D KEYS; * = MODIFICATIONS AND COLORS)

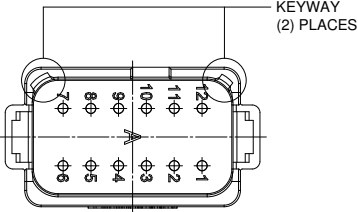
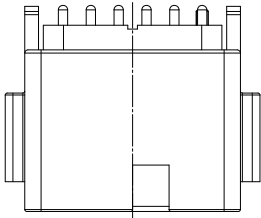
6. ALL DIMENSIONS ARE FOR REFERENCE USE ONLY.

TITLE: RECEPTACLE, 12 PIN, PCB BOARD MOUNT
DWG NO.: AT04-12PX-BMXX
REV: A1
SH: 1
OF: 2

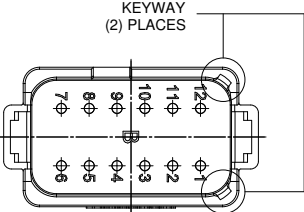
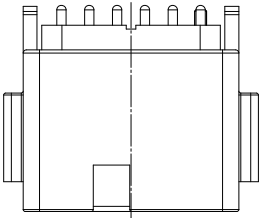
QUANTITY	PART NUMBER	DESCRIPTION	ITEM
MATERIALS LIST			
UNLESS OTHERWISE SPECIFIED 1) All dimensions are in metric (mm). 2) Tolerances are as follows: 1 PL DEC ±0.30 Fractions ±1/64 2 PL DEC ±0.15 Angles ±1° 3 PL DEC ±0.08 3) Note reference =		SIGNATURES DRAWN: SULLEN, ZHANG CHECKED: ORION, LI ENGINEER: APPROVAL: TOMMY, XIE CUSTOMER:	DATE 07/NOV/15 07/NOV/15 07/NOV/15
MATERIAL SPECIFICATIONS:		Amphenol Sine Systems - www.amphenol-sine.com 44724 Marley Drive Clinton Township, MI 48036	
PROCESS SPECIFICATIONS:		RECEPTACLE, 12 PIN, PCB, BOARD MOUNT	
NEXT ASSY:		SIZE: B C- SCALE: NONE	DWG NO.: AT04-12PX-BMXX REVISION: A1 SHEET 1 OF 2

REVISIONS					
REV	ECO	DESCRIPTION	DATE	BY	APPR
A1	-	RELEASE NEW DWG FORMAT	NOV/07/15	SULLEN	TOMMY

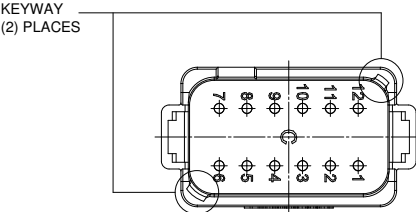
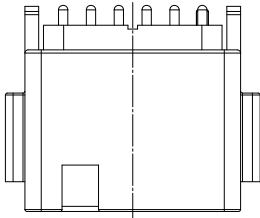
P/N AT04-12PA-BMXX
KEY-A CONFIGURATION
COLOR: GREY



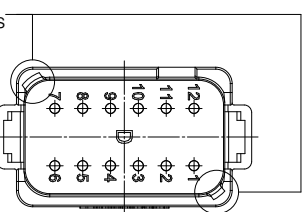
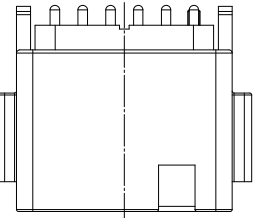
P/N AT04-12PB-BMXX
KEY-B CONFIGURATION
COLOR: BLACK



P/N AT04-12PC-BMXX
KEY-C CONFIGURATION
COLOR: GREEN



P/N AT04-12PD-BMXX
KEY-D CONFIGURATION
COLOR: BROWN



AT04-12PA-BMXX VARIANTS		
CONTACT PLATING	POTTING OR NOT IN RESERVOIR	PART NUMBER
GOLD	NO POTTING	AT04-12PA-BM01
GOLD	POTTING	AT04-12PA-BM02
NICKEL	NO POTTING	AT04-12PA-BM03
NICKEL	POTTING	AT04-12PA-BM04

AT04-12PB-BMXX VARIANTS		
CONTACT PLATING	POTTING OR NOT IN RESERVOIR	PART NUMBER
GOLD	NO POTTING	AT04-12PB-BM01
GOLD	POTTING	AT04-12PB-BM02
NICKEL	NO POTTING	AT04-12PB-BM03
NICKEL	POTTING	AT04-12PB-BM04

AT04-12PC-BMXX VARIANTS		
CONTACT PLATING	POTTING OR NOT IN RESERVOIR	PART NUMBER
GOLD	NO POTTING	AT04-12PC-BM01
GOLD	POTTING	AT04-12PC-BM02
NICKEL	NO POTTING	AT04-12PC-BM03
NICKEL	POTTING	AT04-12PC-BM04

AT04-12PD-BMXX VARIANTS		
CONTACT PLATING	POTTING OR NOT IN RESERVOIR	PART NUMBER
GOLD	NO POTTING	AT04-12PD-BM01
GOLD	POTTING	AT04-12PD-BM02
NICKEL	NO POTTING	AT04-12PD-BM03
NICKEL	POTTING	AT04-12PD-BM04

SEE PART NUMBER CHART		DESCRIPTION	ITEM
QUANTITY	PART NUMBER		
MATERIALS LIST			
<small>UNLESS OTHERWISE SPECIFIED</small> 1) All dimensions are in metric (mm). 2) Tolerances are as follows: 1 PL DEC ±0.30 Fractions ±1/64 2 PL DEC ±0.15 3 PL DEC ±0.08 3) Note reference - Δ		SIGNATURES DATE DRAWN: SULLEN ZHANG 07/NOV/15 CHECKED: ORION LI 07/NOV/15 ENGINEER: APPROVAL: TOMMY XIE 07/NOV/15 CUSTOMER:	 Sine Systems - www.amphenol-sine.com 44724 Morley Drive Clinton Township, MI 48036
MATERIAL SPECIFICATIONS: PROCESS SPECIFICATIONS: NEXT ASSY:		THIS DRAWING IS SUPPLIED FOR INFORMATION ONLY. DESIGN FEATURES, SPECIFICATIONS AND PERFORMANCE DATA SHOWN HEREON ARE THE PROPERTY OF THE AMPHENOL CORPORATION. NO RIGHTS OF REPRODUCTION ARE IMPLIED. ALL DIMENSIONS ARE SUBJECT TO NORMAL MANUFACTURING VARIATIONS.	
SIZE: B C- SCALE: NONE		DWG NO: AT04-12PX-BMXX	REVISION: A1
		SHEET 2 OF 2	

TITLE: RECEPTACLE, 12 PIN, PCB BOARD MOUNT DWG NO: AT04-12PX-BMXX REV: A1 SH: 2 OF: 2