



Chipsmall Limited consists of a professional team with an average of over 10 year of expertise in the distribution of electronic components. Based in Hongkong, we have already established firm and mutual-benefit business relationships with customers from,Europe,America and south Asia,supplying obsolete and hard-to-find components to meet their specific needs.

With the principle of “Quality Parts,Customers Priority,Honest Operation,and Considerate Service”,our business mainly focus on the distribution of electronic components. Line cards we deal with include Microchip,ALPS,ROHM,Xilinx,Pulse,ON,Everlight and Freescale. Main products comprise IC,Modules,Potentiometer,IC Socket,Relay,Connector.Our parts cover such applications as commercial,industrial, and automotives areas.

We are looking forward to setting up business relationship with you and hope to provide you with the best service and solution. Let us make a better world for our industry!



## Contact us

Tel: +86-755-8981 8866 Fax: +86-755-8427 6832

Email & Skype: info@chipsmall.com Web: www.chipsmall.com

Address: A1208, Overseas Decoration Building, #122 Zhenhua RD., Futian, Shenzhen, China



---

# AVR4201: Pressure One (ATAVRSBPR1) Hardware Users Guide

## Features

- Compatible with all Atmel® AVR® Xplain MCU boards
- High precision Bosch Sensortec digital pressure sensor (BMP085)
- Integrated temperature sensing
- All sensor drivers available within the Atmel AVR Software Framework
- Drivers include temperature compensation and altitude calculation


## 1 Introduction

The Atmel Sensors Xplained series of development boards and software are designed to be plug compatible with all Atmel Xplain MCU boards, providing a wide range of microcontroller performance depending on the application needs.

Atmel has partnered with leading suppliers of accelerometer, gyroscope, compass, pressure, and light sensors to provide a range of sensor boards that enable easy evaluation and development with a wide range of Atmel controller solutions.

To accelerate development with these sensor-based solutions, Atmel has worked with its partners to make the necessary sensor drivers available as part of the Atmel AVR Studio® development environment and the AVR Software Framework. The drivers are available directly from Atmel, and provide basic interface functionality with both raw data and calibrated engineering unit outputs integrated into a standard API.

The Atmel Pressure One Sensors Xplained development board provides access to the latest generation of precision digital barometric pressure sensors.



---

8-bit **AVR**<sup>®</sup>  
Microcontrollers

---

Application Note

Rev. 8355A-AVR-12/10





## 2 Related items

### Application Notes

- Sensors Xplained – Quick Start Guide (AVR4015)
- Sensors Xplained – Software Users Guide (AVR4016)
- Sensors Xplained – Oscilloscope Demo Application (AVR4017)
- Sensors Xplained – Sensor Top Board Design Notes (AVR4014)

## 3 Description

The Atmel Pressure One Sensors Xplained development board utilizes a Bosch Sensortec digital absolute pressure sensor (BMP085) optimized for use in mobile phones, PDA's, GPS navigation devices, and outdoor equipment. The sensor is interfaced via the I<sup>2</sup>C serial digital interface connected through a common header that is compatible with the full range of Atmel Xplain MCU boards. The BMP085 is based on piezo-resistive MEMS technology, giving high accuracy and linearity as well as long-term stability. It also integrates a temperature sensor that can be used for compensation of the sensor output.

Typical applications include:


- Enhancement of GPS navigation (dead reckoning, slope detection etc.)
- Indoor and outdoor navigation
- Leisure and sports
- Weather forecast
- Altitude and vertical velocity indication (rise/sink speed)

Detailed explanation of the operation of the BMP085 can be obtained from the Bosch Sensortec component data sheet.

## 4 Hardware layout

Figure 4-1 shows the physical arrangement of the Pressure One Sensors Xplained development board.

Figure 4-1. Hardware layout.



### IMPORTANT


The sensor has a vent hole to allow it to sense atmospheric pressure. This must be kept unblocked at all times.

### CAUTION

*Do not insert any objects into the vent hole, as this may permanently damage the sensor.*

The Inertial One Sensors Xplained development board must be attached to the correct headers on the Xplain MCU board to ensure proper operation. All the Sensors Xplained development boards attach to headers J1 and J2 on the MCU boards, and a board alignment indicator is printed on the board to provided to aid correct alignment. As an example, Figure 4-2 shows the orientation of the Pressure One Sensors Xplained development board when attached to the UC3-L0 Xplained MCU board.

Figure 4-2. Correct board attachment orientation.



## 5 Schematic

Figure 5-1 shows the schematic for the Atmel Pressure One Sensors Xplained development board, and Table 5-1 gives the I<sup>2</sup>C address.

NOTE

The I<sup>2</sup>C pull up resistors are included on the Pressure One Sensors Xplained board.

Figure 5-1. Pressure One schematic.

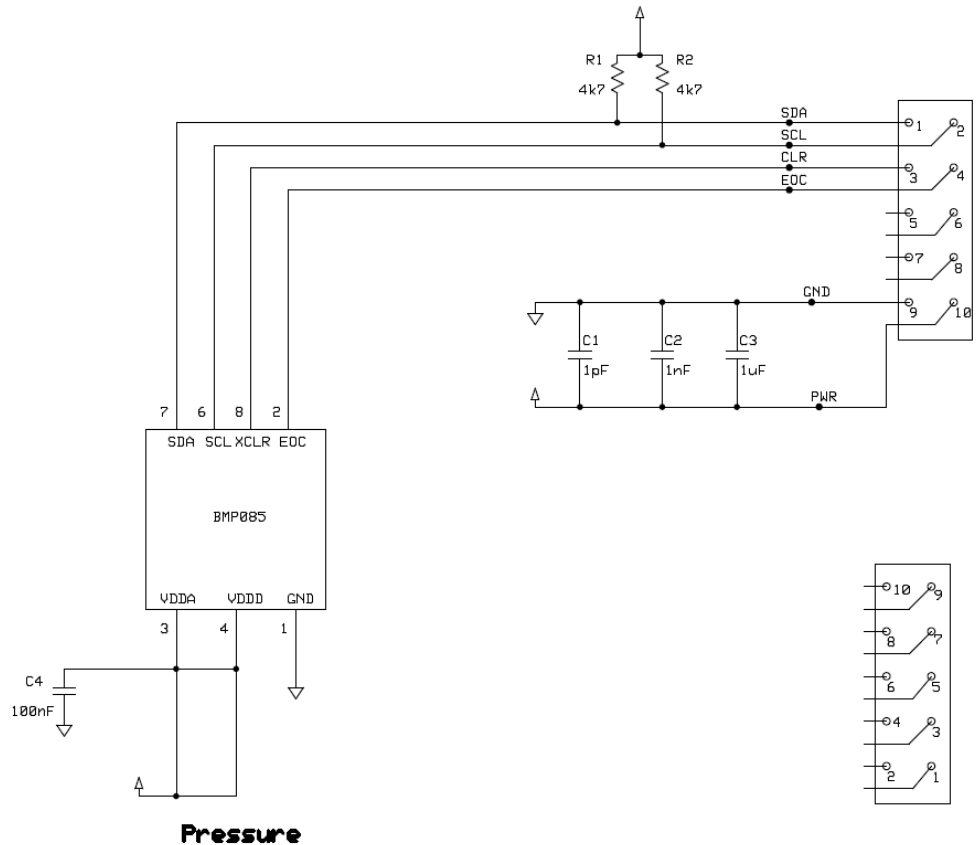



Table 5-1. Sensor I<sup>2</sup>C addresses.

Sensor	I <sup>2</sup> C address
BMP085	0x77

### 5.1 Circuit test points

A number of test points are available for use with an oscilloscope to investigate the functioning of the sensor. The locations of the test points are indicated on the schematic, and Figure 5-2 shows the physical locations of the test points on the board.

Figure 5-2. Locations of test points.



IMPORTANT

THE SDA, SCL, GND, AND VCC MARKS NEAR THE UPPER HEADER ARE FOR TEST POINTS USED IN THE MANUFACTURING PROCESS AND DO NOT REFER TO THE PINS ON THE HEADER.



## 6 EVALUATION BOARD/KIT IMPORTANT NOTICE

This evaluation board/kit is intended for use for **FURTHER ENGINEERING, DEVELOPMENT, DEMONSTRATION, OR EVALUATION PURPOSES ONLY**. It is not a finished product, and may not (yet) comply with some or any technical or legal requirements that are applicable to finished products, including, without limitation, directives regarding electromagnetic compatibility, recycling (WEEE), FCC, CE, or UL (except as may be otherwise noted on the board/kit). Atmel supplied this board/kit "AS IS," without any warranties, with all faults, at the buyer's and further users' sole risk. The user assumes all responsibility and liability for proper and safe handling of the goods. Further, the user indemnifies Atmel from all claims arising from the handling or use of the goods. Due to the open construction of the product, it is the user's responsibility to take any and all appropriate precautions with regard to electrostatic discharge and any other technical or legal concerns.

EXCEPT TO THE EXTENT OF THE INDEMNITY SET FORTH ABOVE, NEITHER USER NOR ATMEL SHALL BE LIABLE TO EACH OTHER FOR ANY INDIRECT, SPECIAL, INCIDENTAL, OR CONSEQUENTIAL DAMAGES.

No license is granted under any patent right or other intellectual property right of Atmel covering or relating to any machine, process, or combination in which such Atmel products or services might be or are used.

Mailing Address: Atmel Corporation, 2325 Orchard Parkway, San Jose, CA 95131



**Atmel Corporation**  
2325 Orchard Parkway  
San Jose, CA 95131  
USA  
**Tel:** (+1)(408) 441-0311  
**Fax:** (+1)(408) 487-2600  
[www.atmel.com](http://www.atmel.com)

**Atmel Asia Limited**  
Unit 01-5 & 16, 19F  
BEA Tower, Millennium City 5  
418 Kwun Tong Road  
Kwun Tong, Kowloon  
HONG KONG  
**Tel:** (+852) 2245-6100  
**Fax:** (+852) 2722-1369

**Atmel Munich GmbH**  
Business Campus  
Parkring 4  
D-85748 Garching b. Munich  
GERMANY  
**Tel:** (+49) 89-31970-0  
**Fax:** (+49) 89-3194621

**Atmel Japan**  
9F, Tonetsu Shinkawa Bldg.  
1-24-8 Shinkawa  
Chou-ku, Tokyo 104-0033  
JAPAN  
**Tel:** (+81) 3523-3551  
**Fax:** (+81) 3523-7581

© 2010 Atmel Corporation. All rights reserved. / Rev.: CORP072610

Atmel®, Atmel logo and combinations thereof, AVR® and others are registered trademarks of Atmel Corporation or its subsidiaries. Other terms and product names may be trademarks of others.

**Disclaimer:** The information in this document is provided in connection with Atmel products. No license, express or implied, by estoppel or otherwise, to any intellectual property right is granted by this document or in connection with the sale of Atmel products. **EXCEPT AS SET FORTH IN THE ATMEL TERMS AND CONDITIONS OF SALES LOCATED ON THE ATMEL WEBSITE, ATMEL ASSUMES NO LIABILITY WHATSOEVER AND DISCLAIMS ANY EXPRESS, IMPLIED OR STATUTORY WARRANTY RELATING TO ITS PRODUCTS INCLUDING, BUT NOT LIMITED TO, THE IMPLIED WARRANTY OF MERCHANTABILITY, FITNESS FOR A PARTICULAR PURPOSE, OR NON-INFRINGEMENT. IN NO EVENT SHALL ATMEL BE LIABLE FOR ANY DIRECT, INDIRECT, CONSEQUENTIAL, PUNITIVE, SPECIAL OR INCIDENTAL DAMAGES (INCLUDING, WITHOUT LIMITATION, DAMAGES FOR LOSS AND PROFITS, BUSINESS INTERRUPTION, OR LOSS OF INFORMATION) ARISING OUT OF THE USE OR INABILITY TO USE THIS DOCUMENT, EVEN IF ATMEL HAS BEEN ADVISED OF THE POSSIBILITY OF SUCH DAMAGES.** Atmel makes no representations or warranties with respect to the accuracy or completeness of the contents of this document and reserves the right to make changes to specifications and product descriptions at any time without notice. Atmel does not make any commitment to update the information contained herein. Unless specifically provided otherwise, Atmel products are not suitable for, and shall not be used in, automotive applications. Atmel products are not intended, authorized, or warranted for use as components in applications intended to support or sustain life.