



Chipsmall Limited consists of a professional team with an average of over 10 year of expertise in the distribution of electronic components. Based in Hongkong, we have already established firm and mutual-benefit business relationships with customers from,Europe,America and south Asia,supplying obsolete and hard-to-find components to meet their specific needs.

With the principle of “Quality Parts,Customers Priority,Honest Operation,and Considerate Service”,our business mainly focus on the distribution of electronic components. Line cards we deal with include Microchip,ALPS,ROHM,Xilinx,Pulse,ON,Everlight and Freescale. Main products comprise IC,Modules,Potentiometer,IC Socket,Relay,Connector.Our parts cover such applications as commercial,industrial, and automotives areas.

We are looking forward to setting up business relationship with you and hope to provide you with the best service and solution. Let us make a better world for our industry!



Contact us

Tel: +86-755-8981 8866 Fax: +86-755-8427 6832

Email & Skype: info@chipsmall.com Web: www.chipsmall.com

Address: A1208, Overseas Decoration Building, #122 Zhenhua RD., Futian, Shenzhen, China



1

2

3

4

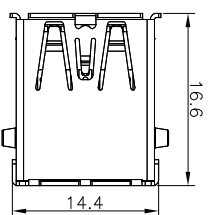
5

6

7

A

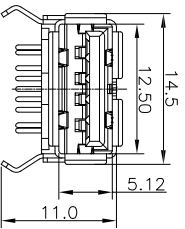
NOTES:
1. MATERIAL:
1.1 HOUSING: PBT+30%G.F U.94V-0, BLUE COLOR.
1.2 4PIN CONTACT: PHOSPHOR BRONZE.
1.3 5PIN CONTACT: BRASS.
1.4 SHELL: BRASS



2. FINISH:
2.1 CONTACT:
CONTACT AREA: 15u"MIN Au PLATED
SOLDER AREA: 100u"MIN TIN PLATED
UNDER PLATE: 50u"MIN NI PLATED
2.2 SHELL: 80u"MIN NI PLATED

B

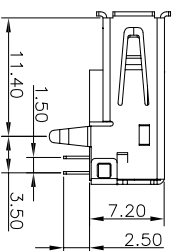
B



3. MECHANICAL:
3.1 MATING FORCE: 3.57kgf MAX.
3.2 UNMATING FORCE: 1.02kgf MIN
3.3 DURABILITY: 1500 CYCLES MIN

C

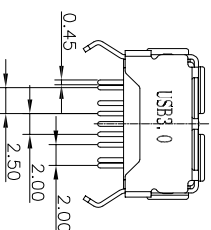
C



4. ELECTRICAL:
4.1 CURRENT RATING: 1.0A.
4.2 DIELECTRIC STRENGTH: 500V AC FOR 1MINUTE.
4.3 CONTACT RESISTANCE: 30mΩ MAX.
4.4 INSULATION RESISTANCE: 100MΩ MIN

D

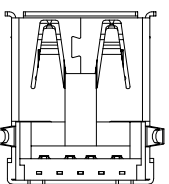
D



5. OPERATING TEMPERATURE: -55°C TO +85°C.

D

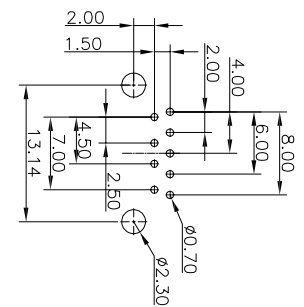
E



E

F

RECOMMENDED P.C.B LAYOUT
(TOLERANCE: ±0.05)



F

G

RoHS compliant

G

H

| Scale | Free | Customer-No. | |
|-----------|-------|--------------|------------|
| TOLERANCE | | | |
| .X | ±0.30 | Drawn | 18.02.2014 |
| .XX | ±0.20 | Approved | 18.02.2014 |
| .XXX | ±0.10 | | |
| DIM | TOL | | |
| X.° | ±5° | | |
| Angle | TOL | | |
| UNIT | mm | | |

| Id. | Modification | Date | Name |
|-----|--------------|------------|------|
| ① | Drawn | 18.02.2014 | Ray |

| Date | Name | Customer-No. |
|------------|------|----------------------------|
| 18.02.2014 | Ray | ASSMANN WSW-No. AU-Y1005-3 |
| 18.02.2014 | Ray | |

| Drawing-No. | Replace | SHEET |
|-------------|---------|-------|
| ASS 6300 CO | | rev00 |



ASSMANN WSW components

1

2

3

4

5

6

7

H