



Chipsmall Limited consists of a professional team with an average of over 10 year of expertise in the distribution of electronic components. Based in Hongkong, we have already established firm and mutual-benefit business relationships with customers from,Europe,America and south Asia,supplying obsolete and hard-to-find components to meet their specific needs.

With the principle of “Quality Parts,Customers Priority,Honest Operation,and Considerate Service”,our business mainly focus on the distribution of electronic components. Line cards we deal with include Microchip,ALPS,ROHM,Xilinx,Pulse,ON,Everlight and Freescale. Main products comprise IC,Modules,Potentiometer,IC Socket,Relay,Connector.Our parts cover such applications as commercial,industrial, and automotives areas.

We are looking forward to setting up business relationship with you and hope to provide you with the best service and solution. Let us make a better world for our industry!



## Contact us


Tel: +86-755-8981 8866 Fax: +86-755-8427 6832

Email & Skype: info@chipsmall.com Web: www.chipsmall.com


Address: A1208, Overseas Decoration Building, #122 Zhenhua RD., Futian, Shenzhen, China



# LOW PROFILE RX WIRELESS CHARGING COIL



**AWCCA-28R15H08-C01-B**

28.0mm x 15.0 mm x 0.8 mm  
 **RoHS/RoHS II Compliant**  
 MSL= 1

## FEATURES

- Wireless Charging Receiver Coil
- 7.5 $\mu$ H inductance
- Optimized for 5V operation
- Space saving 28.0mm x 15.0mm footprint
- Low 0.8mm profile
- High permeability shielding to protect sensitive electronics
- Durable construction, industrial -25°C to 85°C operating temperature

## APPLICATIONS

- Wearables and IoT
- Smart Watches
- Medical Devices
- Digital Cameras and Camcorders
- Consumer Electronics
- Portable Electronics
- Portable Audio
- Portable lighting

## MAXIMUM RATINGS

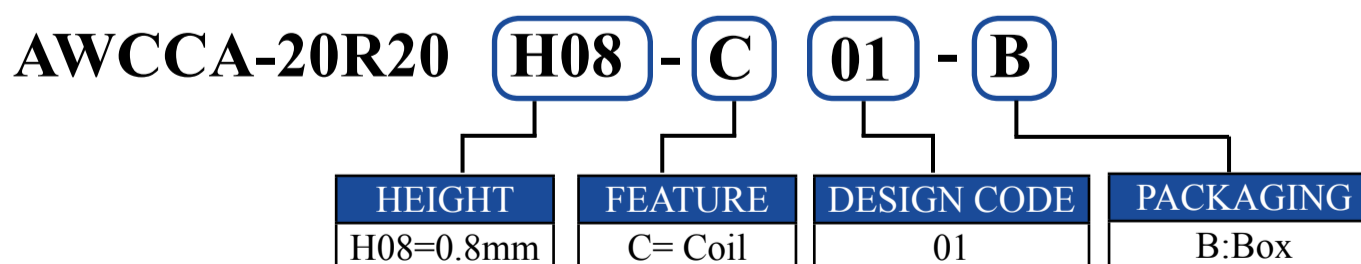
Item	Value
Operating Temperature Range	T=-25°C ~ 85°C, RH $\leq$ 90%.
Storage Temperature Range	-25°C~85°C, 70%RH (Max.)

## ELECTRICAL SPECIFICATIONS

Part Number	Inductance	DC Resistance	Q
AWCCA-28R15H08-C01-B	7.5 $\mu$ H $\pm$ 10%	500m $\Omega$ $\pm$ 20%	15 $\pm$ 30%
Test Condition	125KHz / 1V	20 $\pm$ 10°C	100KHz/1V
Test Equipment	Agilent E4980	HIIOKI3540	Agilent E4980
Test Environment	Temperature: 20 $\pm$ 10°C, RH: 65% $\pm$ 20%		

**Test Conditions:** Ambient Temperature: 20 $\pm$ 10°C, RH: 65%  $\pm$ 20%. If any doubt on the results, measurements/tests should be made within the following limits: Ambient Temperature 20 $\pm$ 2°C, RH: 65% $\pm$ 5%


## PART IDENTIFICATION




REVISED: 08/09/2016



# LOW PROFILE RX WIRELESS CHARGING COIL

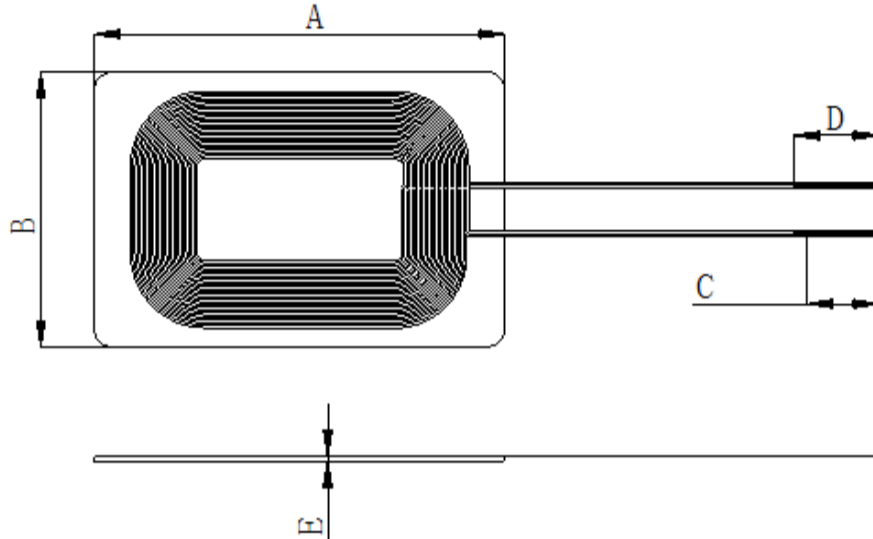


**AWCCA-28R15H08-C01-B**

28.0mm x 15.0 mm x 0.8 mm  
 **RoHS/RoHS II Compliant**  
 MSL= 1

## MECHANICAL DIMENSIONS (ALL DIMENSIONS ARE IN mm)

Tolerances are  $\pm 0.2\text{mm}$ , unless otherwise specified\*



Dimensions of AWCCA-28R15H08-C01-B

Item	A	B	C	D	E
Spec	28.0 $\pm$ 1.0	15.0 $\pm$ 1.0	25.0 $\pm$ 2.0	5.0 REF	0.8 REF

Winding Details of AWCCA-28R15H08-C01-B

Number of Coils	Wire	Number of Turns	Inductance
1	0.14x2P	18 REF	7.5 $\pm$ 10% $\mu$ H

**Wave Soldering Profile:** Not suitable for wave soldering

**Manual Soldering:** 350°C Max, 3secs

**Packaging:** Box, 100pcs MOQ

## STORAGE AND OPERATIONAL CONDITIONS

### Storage Conditions

1. Recommended storage conditions: -25°C~85°C, 70%RH (Max.)
2. Service life: Within the limits of six month from being produced.
3. The appearance and solder ability should be checked, if product is not in expiry date.


### Operation Conditions

1. Use condition limit: T=-25°C ~ 85°C, RH $\leq$  90%.

REVISED: 08/09/2016

# LOW PROFILE RX WIRELESS CHARGING COIL

**AWCCA-28R15H08-C01-B**



28.0mm x 15.0 mm x 0.8 mm

 **RoHS/RoHS II Compliant**  
MSL= 1

## NOTES

---

1. The parts are manufactured in accordance with this specification. If other conditions and specifications which are required for this specification, please contact ABRACON for more information.
2. ABRACON will supply the parts in accordance with this specification unless we receive a written request to modify prior to an order placement.
3. In no case shall ABRACON be liable for any product failure from in appropriate handling or operation of the item beyond the scope of this specification.
4. When changing your production process, please notify ABRACON immediately.
5. ABRACON LLC's products are COTS – Commercial-Off-The-Shelf products; suitable for Commercial, Industrial and, where designated, Automotive Applications. ABRACON's products are not specifically designed for Military, Aviation, Aerospace, Life-dependant Medical applications or any application requiring high reliability where component failure could result in loss of life and/or property. For applications requiring high reliability and/or presenting an extreme operating environment, written consent and authorization from ABRACON LLC is required. Please contact ABRACON LLC for more information.
6. All specifications and Marking will be subject to change without notice.

REVISED: 08/09/2016