



Chipsmall Limited consists of a professional team with an average of over 10 year of expertise in the distribution of electronic components. Based in Hongkong, we have already established firm and mutual-benefit business relationships with customers from,Europe,America and south Asia,supplying obsolete and hard-to-find components to meet their specific needs.

With the principle of “Quality Parts,Customers Priority,Honest Operation,and Considerate Service”,our business mainly focus on the distribution of electronic components. Line cards we deal with include Microchip,ALPS,ROHM,Xilinx,Pulse,ON,Everlight and Freescale. Main products comprise IC,Modules,Potentiometer,IC Socket,Relay,Connector.Our parts cover such applications as commercial,industrial, and automotives areas.

We are looking forward to setting up business relationship with you and hope to provide you with the best service and solution. Let us make a better world for our industry!



Contact us

Tel: +86-755-8981 8866 Fax: +86-755-8427 6832


Email & Skype: info@chipsmall.com Web: www.chipsmall.com

Address: A1208, Overseas Decoration Building, #122 Zhenhua RD., Futian, Shenzhen, China



ULTRA-LOW PROFILE RX WIRELESS CHARGING COIL

AWCCA-30R30H05-C01-B



Ø 30.0 mm x 0.5 mm

 **RoHS/RoHS II Compliant**
MSL= 1

FEATURES

- Wireless Charging Receiver Coil
- 29.5µH inductance
- Optimized for 5V operation
- Space saving 30.0mm diameter
- Ultra-low 0.5mm profile
- High permeability shielding to protect sensitive electronics
- Durable construction, industrial -25°C to 85°C operating temperature

APPLICATIONS

- Wearables and IoT
- Smart Watches
- Medical Devices
- Digital Cameras and Camcorders
- Consumer Electronics
- Drones, Robotics, and Power Tools
- Portable Electronics
- Portable Audio
- Portable lighting

MAXIMUM RATINGS

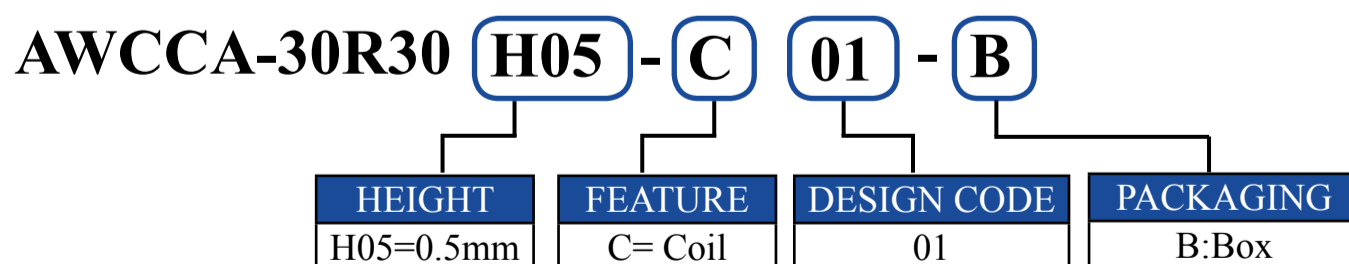
| Item | Value |
|-----------------------------|-----------------------------|
| Operating Temperature Range | T=-25°C ~ 85°C, RH≤ 90%. |
| Storage Temperature Range | -25°C~85°C, 70%RH (Max.) |

ELECTRICAL SPECIFICATIONS

| Part Number | Inductance | DC Resistance | Q |
|----------------------|------------------------------------|---------------|-----------|
| AWCCA-30R30H05-C01-B | 29.5µH ±10% | 1.8mΩ±20% | 10.4±30% |
| Test Condition | 100KHz / 1V | 20±10C | 100KHz/1V |
| Test Equipment | Chromal 11025 | | |
| Test Environment | Temperature: 20±10°C, RH: 65% ±20% | | |

Test Conditions: Ambient Temperature: 20±10°C, RH: 65% ±20%. If any doubt on the results, measurements/tests should be made within the following limits: Ambient Temperature 20±2°C, RH: 65%±5%


PART IDENTIFICATION



REVISED: 08/09/2016

ULTRA-LOW PROFILE RX WIRELESS CHARGING COIL

AWCCA-30R30H05-C01-B

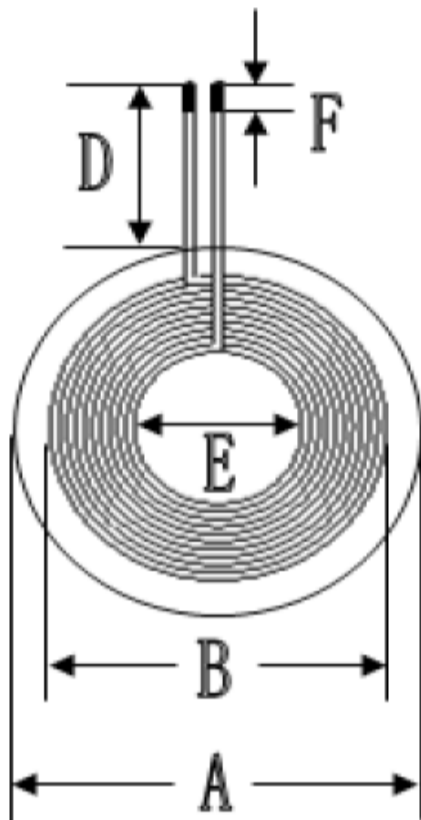


Ø 30.0 mm x 0.5 mm

 **RoHS/RoHS II Compliant**
MSL= 1

MECHANICAL DIMENSIONS (ALL DIMENSIONS ARE IN mm)

Tolerances are $\pm 0.2\text{mm}$, unless otherwise specified*



Dimensions of AWCCA-30R30H05-C01-B

| Item | A | B | C | D | E | F |
|------|----------------|----------|---------|----------------|----------|---------------|
| Spec | 30.0 \pm 0.5 | 24.0 REF | 0.5 MAX | 20.0 \pm 2.0 | 16.5 REF | 3.0 \pm 1.0 |

Winding Details of AWCCA-30R30H05-C01-B

| Number of Coils | Wire | Number of Turns | Inductance |
|-----------------|----------------|-----------------|------------------------|
| 1 | $\phi 0.15$ mm | 24 | 29.5 \pm 10% μ H |

Wave Soldering Profile: Not suitable for wave soldering
Manual Soldering: 350°C Max, 3secs
Packaging: Box, 100pcs MOQ

STORAGE AND OPERATIONAL CONDITIONS

Storage Conditions

1. Recommended storage conditions: -25°C~85°C, 70%RH (Max.)
2. Service life: Within the limits of six month from being produced.
3. The appearance and solder ability should be checked, if product is not in expiry date.


Operation Conditions

1. Use condition limit: T=-25°C ~ 85°C, RH \leq 90%.

REVISED: 08/09/2016

ULTRA-LOW PROFILE RX WIRELESS CHARGING COIL

AWCCA-30R30H05-C01-B



Ø 30.0 mm x 0.5 mm



RoHS/RoHS II Compliant

MSL= 1

NOTES

1. The parts are manufactured in accordance with this specification. If other conditions and specifications which are required for this specification, please contact ABRACON for more information.
2. ABRACON will supply the parts in accordance with this specification unless we receive a written request to modify prior to an order placement.
3. In no case shall ABRACON be liable for any product failure from in appropriate handling or operation of the item beyond the scope of this specification.
4. When changing your production process, please notify ABRACON immediately.
5. ABRACON LLC's products are COTS – Commercial-Off-The-Shelf products; suitable for Commercial, Industrial and, where designated, Automotive Applications. ABRACON's products are not specifically designed for Military, Aviation, Aerospace, Life-dependant Medical applications or any application requiring high reliability where component failure could result in loss of life and/or property. For applications requiring high reliability and/or presenting an extreme operating environment, written consent and authorization from ABRACON LLC is required. Please contact ABRACON LLC for more information.
6. All specifications and Marking will be subject to change without notice.

REVISED: 08/09/2016