Chipsmall Limited consists of a professional team with an average of over 10 year of expertise in the distribution of electronic components. Based in Hongkong, we have already established firm and mutual-benefit business relationships with customers from,Europe,America and south Asia,supplying obsolete and hard-to-find components to meet their specific needs.

With the principle of “Quality Parts,Customers Priority,Honest Operation,and Considerate Service”,our business mainly focus on the distribution of electronic components. Line cards we deal with include Microchip,ALPS,ROHM,Xilinx,Pulse,ON,Everlight and Freescale. Main products comprise IC,Modules,Potentiometer,IC Socket,Relay,Connector.Our parts cover such applications as commercial,industrial, and automotives areas.

We are looking forward to setting up business relationship with you and hope to provide you with the best service and solution. Let us make a better world for our industry!

Contact us

Tel: +86-755-8981 8866 Fax: +86-755-8427 6832
Email & Skype: info@chipsmall.com Web: www.chipsmall.com
Address: A1208, Overseas Decoration Building, #122 Zhenhua RD., Futian, Shenzhen, China

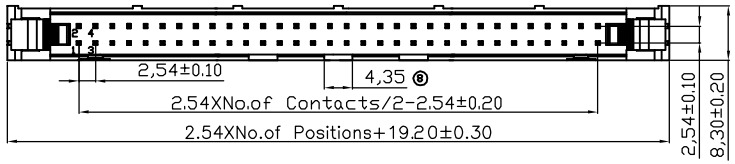

⑩

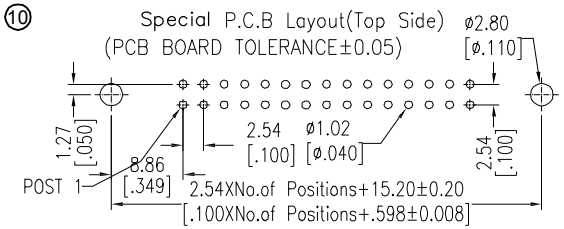

NOTES:

MATERIAL
1.Insulator Material:PBT+30%G.F,(UL94V-0), Grey
2.Contact Material : Brass
⑧ 3.Contact Plating : Gold Flash / Tin or Full Tinned Over Ni

ELECTRICAL
1.Current Rating : 3.0AMP
2.Withstand Voltage : 1000V AC/minute
3.Contact Resistance : 20mΩ max
4.Insulation Resistance: 1000MΩ min

ENVIRONMENTAL
⑦ 1.Operation Temperature: -40°C to +105°C
2.Soldering Temperature:235°C±5°C/5s±1s
3.Packing : Tray
4.No side slot "A" and "B" from 6 to 16 pin
No side slot "A" from 18 to 58 pin

⑧ Ordering Information

AWH xxG-0xx2-T

③ No. of Contacts
06 08
10 12
14 16
18 20
24 26
30 34
40 50
60 64

2: Gold Flash /Tinned
5: Full Tinned

Latch Type
0(w/o latch)
2(with short latch)
3(with long latch)

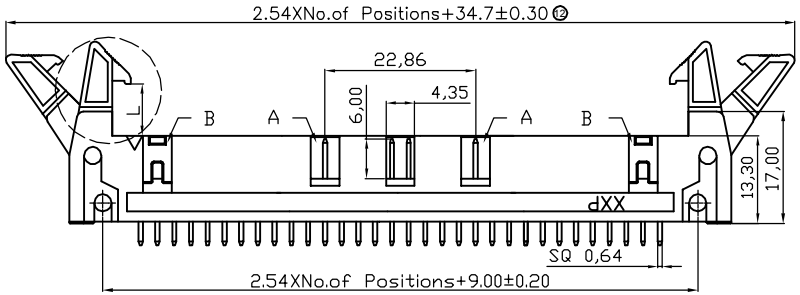

Recommended P.C.B Layout(Top Side)
(PCB BOARD TOLERANCE±0.05)

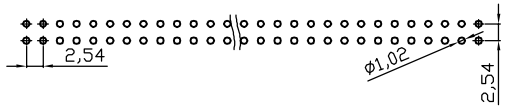

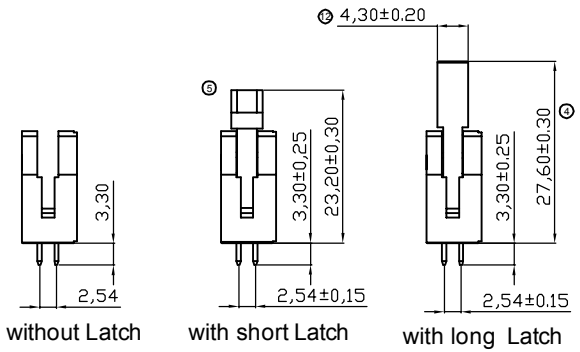

Dimension L

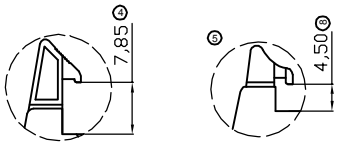

Long Latch Short Latch

RoHS compliant
Unit: mm

⑨ UL File No.: E198287

Scale	Free
TOLERANCE	
X.X	±0.40
X.XX	±0.25
X.XXX	±0.15
Angle	±3°

Id.	Modification	Date	Name
⑫	Update the dimension	06.04.2017	Winnie
⑪	Add the dimension	29.04.2015	Winnie
⑩	Add special PCB layout	13.10.2014	Ray
⑨	Add UL file no.	12.12.2013	Amy
⑧	Add the Fulled Tinned Version	11.11.2013	Winnie
⑦	Update	30.08.2013	Winnie

	Date	Name
Drawn	25.01.2006	Alex
Approved	06.04.2017	Winnie

ASSMANN WSW components

Customer-No.

ASSMANN WSW-No.
AWH xxG-0xx2-T

Drawing-No.
ASS 2310 CO

rev12

Replace

Sheet

SV7